



UNIMORE
UNIVERSITÀ DEGLI STUDI DI
MODENA E REGGIO EMILIA

Dipartimento di Economia
Marco Biagi

DEMB Working Paper Series

N. 258

The assessment of environmental sustainability of European companies:
a MCDM approach

Carlos Alberto Barua Mimbela¹, Silvia Muzzioli², Lorenzo Vitale³

May 2025

¹ University of Modena and Reggio Emilia, Department of Economics "Marco Biagi
Email: carlos.barua@unimore.it

² University of Modena and Reggio Emilia, Department of Economics "Marco Biagi and CEFIN
Email: silvia.muzzioli@unimore.it

³ University of Modena and Reggio Emilia, Department of Economics "Marco Biagi
Email: lorenzo.vitale@unimore.it

The assessment of environmental sustainability of European companies: a MCDM approach

Carlos Alberto Barua Mimbela¹, Silvia Muzzioli², Lorenzo Vitale³

Abstract

This paper examines the environmental sustainability of European companies through the use of three multi-criteria decision-making methods: TOPSIS, PROMETHEE II, and SIR. The companies listed in the STOXX Europe 600 index, divided into ten economic sectors, are evaluated using 110 environmental criteria organized into three categories: Emissions, Innovation, and Resource Use. The use of multiple methods allows for a comprehensive assessment of corporate sustainability by capturing different ranking perspectives. This approach mitigates the limitations associated with relying on a single decision-making model and enhances the reliability of the evaluation process. A comparison with the LSEG ranking is provided to assess the consistency of these multi-criteria methods with an established sustainability benchmark. The results indicate that while PROMETHEE II and SIR exhibit a strong correlation, TOPSIS generates significantly different rankings, highlighting the influence of methodological differences on sustainability assessments. Moreover, the findings reveal a general improvement in corporate environmental performance over time, with certain companies consistently achieving high rankings, while others struggle to keep pace with evolving sustainability standards. The study provides relevant insights for investors, policymakers, and corporate executives, offering tools to improve sustainability practices and promote responsible investment.

Keywords: MCDM (Multi-Criteria Decision Making), ESG (Environmental, Social, Governance), Green Leaders, Brown Laggards.

¹ Marco Biagi Department of Economics, University of Modena and Reggio Emilia, Italy.

Email: carlos.barua@unimore.it

² Marco Biagi Department of Economics and CEFIN, University of Modena and Reggio Emilia, Italy.

Email: silvia.muzzioli@unimore.it

³ Marco Biagi Department of Economics, University of Modena and Reggio Emilia, Italy.

Email: lorenzo.vitale@unimore.it

1. Introduction

Climate change arises from the ongoing tension between natural systems and human activities, which, driven by a flawed perception of progress and development, exert detrimental effects on the environment. In the contemporary era, it is imperative to comprehend the underlying causes of climate change and to acknowledge its far-reaching consequences in order to implement meaningful changes in individual and collective behaviours [1]. The concept of sustainability was formally introduced in the 1980s with the publication of the report *Our Common Future* by the World Commission on Environment and Development, established under the United Nations Environment Programme. Commonly referred to as the Brundtland Commission, this body articulated the notion of sustainable development as "development that meets the needs of the present without compromising the ability of future generations to meet their own needs." Over time, sustainability has gained increasing prominence at both corporate and national levels, facilitated by the adoption of regulatory frameworks aimed at mitigating the environmental impact of human activities. Key milestones in this process include the Kyoto Protocol, the Paris Agreement, and the 2030 Agenda for Sustainable Development [2]. The ESG (Environmental, Social, and Governance) rating serves as an evaluative framework for assessing the sustainability and ethical impact of entities, including corporations, investments, and even nations. The environmental dimension encompasses factors such as natural resource management, greenhouse gas emissions, waste disposal, energy efficiency, and overall resource sustainability. The social dimension evaluates how an entity engages with employees, suppliers, customers, and local communities, considering aspects such as human rights, labour conditions, diversity and inclusion, as well as health, education, and safety standards [3]. Meanwhile, the governance dimension examines corporate governance practices, shareholder rights, ethical business conduct, and transparency in decision-making processes. For national entities, governance assessments may extend to evaluating governmental structures, political stability, and levels of corruption. These evaluations have become increasingly significant for investors, as they offer a broader perspective on an entity's sustainability and ethical conduct beyond traditional financial performance metrics. One of the leading institutions involved in ESG analysis is Morgan Stanley Capital International (MSCI), which specializes in research and the provision of global financial indices. Additionally, organizations such as the World Bank develop indices to assess national sustainability and social responsibility. However, a key challenge in ESG assessment lies in the absence of standardized evaluation criteria. The diversity of methodologies, data sources, and analytical frameworks employed by different rating agencies often results in significant variations in ESG scores. Furthermore, the reliability of these assessments is frequently undermined by data limitations, as incomplete or inconsistent information may lead to misrepresentations or inaccuracies in ESG evaluations [4].

This paper aims to assess the sustainability of European companies by applying and comparing different multi-criteria decision-making (MCDM) methods. In particular, we use TOPSIS, PROMETHEE II, and SIR. The most widely used method is the Technique for Order Preference by Similarity to Ideal Solution (TOPSIS). Generally, the method is chosen because it is a simple method, where no data format requirements are needed. [5]. Preference Ranking Organization Method for Enrichment Evaluations (PROMETHEE) is a method developed by Brans et al. (1985). It is a non-compensatory model, which classifies the alternatives, through ordering with respect to applicability to the problem [6]. This method is widely used because of its simplicity, clarity and stability, where the notion of generalized criterion is used to construct the valued ratio of overclassification [7] [8]. The SAW method is straightforward to implement as it relies on a weighted sum of the scores assigned to each alternative. SIR-SAW demonstrates robustness even when comparing alternatives with closely aligned performance levels. Furthermore, the SIR

method remains effective in scenarios involving a large number of alternatives and criteria, ensuring that the decision-making process remains manageable. Specifically, the study focuses on evaluating the performance of 590 companies listed in the STOXX Europe 600 Index (EUR), categorized into ten sectors: Basic Materials, Consumer Cyclical, Consumer Non-Cyclical, Energy, Financials, Healthcare, Industrials, Real Estate, Technology, and Utilities. These companies were analysed based on 110 Environmental criteria, grouped into three main categories: Emission, Innovation, and Resource Use.

The paper evaluates companies' environmental performance using selected MCDM methods and compares the resulting rankings, emphasizing their differences and similarities. In particular, it employs the Spearman index, a correlation measure for ranking comparisons. The adoption of multiple MCDM methods ensures a more robust and comprehensive assessment, as each method offers a unique perspective on the data. This comparative analysis provides valuable insights into the relative strengths and weaknesses of each method when applied to sustainability evaluations. The findings aim to offer a solid foundation for future research aimed at refining these methods and developing more effective sustainability assessment strategies. The use of MCDM methods is particularly appropriate for this type of analysis due to their ability to handle the inherent complexity and multidimensionality of sustainability evaluations, allowing decision-makers to rank alternatives based on a wide array of criteria. By focusing on a large and diverse set of companies across multiple sectors, this research contributes to the broader discourse on corporate environmental performance and responsible investment, providing tools and insights for investors, policymakers, and businesses striving to enhance sustainability practices.

2. Literature review

Due to increasing concerns about climate change and sustainability, companies have started to improve several aspects of their performance, including economic, social and governance (ESG) performance. In recent years, there have been several studies regarding ESG performance: research has focused on aspects such as the impact of climate change on ESG performance [9] or the relationship between corporate culture and ESG performance [10].

From a methodological point of view, multi-criteria analysis has proven to be a useful tool for evaluating the sustainability of companies. MCDA can be performed through various methods, of which the most widely used is the TOPSIS method (Technique for order preference by similarity to the ideal solution). TOPSIS is an MCDA method proposed by Hwang and Yoon in [11], it can be used for problems related to the selection and ranking of the best alternatives. Several research works have been carried out with the TOPSIS method, such as that of Su and Sun [12], who developed a technique with TOPSIS for applying ESG to mining companies.

Other multicriteria decision methods are used in e.g. Zopounidis et al. [13], who use the PROMETHEE II method to formulate an alternative approach to ESG assessment. Meng and Shaikh [14] utilize the Fuzzy Analytic Hierarchy Process (AHP) and Weighted Aggregated Sum Product Assessment (WASPAS) methodology to evaluate investment strategies for the development of green finance. Netto et al. [15] apply the Analytic Hierarchy Process (AHP), Complex Proportional Appraisal (COPRAS), Full Consistency Method (FUCOM), Step Weighted Assessment Ratio Analysis (SWARA) and the Technique of Similarity of Order Preferences with the Ideal Solution (TOPSIS) to evaluate bonds. Quayson et al. [16] adopt the Ordinal Priority Approach (OPA) and Multi-Criteria Decision Making (MCDM) to develop a decision support tool for the natural resource extraction industry. Park and Jang [17] utilize the AHP method to evaluate investment decisions against several ESG factors in the country, to show how ESG elements are considered and how important they are to investors. Reig-Mullor et al. [18] realise a new hybrid methodology with AHP and TOPSIS techniques in a neutrosophic environment, implementing the model to leading oil and gas companies. Xidonas and Essner [19] develop a multi-objective based portfolio optimisation model, seeking to maximise ESG performance. Camargo et al. [20] compose a Robust ESG Index (ESGI) using a multi-criteria decision-making process (MCDM) with Robust Compromise (RoCo). Using this method, they improve the financial condition of healthcare by exploiting the CAMELS technique to compose a Financial Health Index (FHI).

Several studies have utilised multicriteria decision-making (MCDM) methods to evaluate corporate sustainability, aligning closely with the aim of assessing companies based on environmental criteria. Zopounidis et al. [21] conducted a study to rank 29 of the most sustainable Greek companies using the PROMETHEE method, integrating ten financial indicators to evaluate the firms' overall sustainability performance. Their research highlights the potential of MCDM methods to capture a broad range of financial and non-financial indicators, demonstrating how specific methods might be modified to evaluate sustainability in a corporate setting. Similarly, Rana and Sarva [22] applied the TOPSIS method within the MCDM framework to evaluate the financial performance of the top-ranked companies in the MSCI India ESG Leaders Index. Their work underscores the growing importance of ESG (Environmental, Social, and Governance) criteria in investment decisions, as they examined how these companies balance sustainability and financial performance within the context of India's corporate environment. This aligns with the increasing global interest in integrating sustainability measures within business performance rankings. Furthermore, Rajadurai and Kaliyaperumal [23] utilised the SIR (Superiority–Inferiority Ranking) approach to assess the performance of carbon companies, focusing on ESG factors. Their method provides decision-makers with a comprehensive understanding of corporate performance by considering both superior and inferior ratings, enabling a nuanced evaluation of environmental and social aspects in relation to corporate governance. These studies illustrate the growing trend of employing MCDM

approaches to integrate environmental criteria into corporate sustainability evaluations and further emphasise the importance of such methodologies in the broader context of sustainable development, mirroring the objectives of this research on evaluating companies within the STOXX600 index. An overview of the papers is provided in Table 1.

Despite the growing number of studies on the integration of ESG criteria into corporate valuations, there is limited specific focus on the application of these decision-making tools to European country contexts. Moreover, most of the studies focus on global sustainability and only a few investigate the environmental dimension. Most of the current research focuses on specific sectors or geographic areas, such as extractive industries or emerging markets as demonstrated by Su and Sun [12] and Quayson et al. [16], leaving a significant gap regarding the comparative analysis of the environmental performance at the country level in Europe. This paper aims to fill this gap by adopting a variety of multi-criteria analysis techniques (MCDA) to assess the environmental sustainability of European countries. This gap is significant because a detailed and methodical evaluation of environmental performance at the European level could provide vital information to businesses, investors, and politicians that could help them create more successful long-term sustainability and governance plans. In particular, our paper provides a unique framework for understanding which European companies are most effectively advancing towards achieving these goals, thus contributing to a broader and more systematic understanding of ESG performance at the European level. Compared to databases, such as LSEG, which provide ESG total scores, or single-pillar scores, calculated as the sum of each criterion-related value multiplied by the corresponding weight, the article aims to calculate a total score for the Environmental domain for each analysed company using multi-criteria methods. Moreover, this paper, compared to previous articles, employs 3 multi-criteria decision methods for the same analysis. This may be a preferable option to emphasise the robustness of the results obtained: if several methods give the same results, the results of the analysis are strengthened. On the other hand, each method has its own strengths and weaknesses: the use of a single method could introduce bias into the evaluation due to limitations, whereas using six different methods reduces the risk of relying on a single approach, offering a more balanced and complete view. The simultaneous adoption of three MCDA methods is a methodological innovation in the field of multi-criteria valuation, particularly in the context of ESG performance and sustainability. This method demonstrates a commitment to improving analytical techniques and may provide new insights and improvements for future research.

Authors	Data	Methodology	Results
Su, J.; Sun, Y.	Five Chinese state-owned metal mining enterprises in 2020 regarding to 15 ESG criteria	CPT-TOPSIS model, a combination of TOPSIS model and the cumulative prospect theory (CPT).	CPT-TOPSIS more effectively captures non-rational factors in decision-making for state-owned mining enterprises compared to classic TOPSIS and PT-TOPSIS, which either ignore or only address psychological preferences at the primary indicator level.
Zopounidis, C.; Garefalakis, A.; Lemonakis, C.; Passas, I.	Data related to companies' environmental, social and governance (ESG) performance, collected from company reports and standardized ESG databases, during a transitional period for international accounting standards and narrative information standards as well	PROMETHEE II	The quality of financial statements has improved, especially in ESG-Environmental Information, with European companies showing greater improvements than those in the US.
Meng, X.; Shaikh, G.M	Seven investment strategies ranked by 15 critical ESG criteria and sub-criteria	Fuzzy analytical hierarchy process (AHP) and fuzzy weighted aggregated sum product assessment (WASPAS).	Environmental factors are prioritized over governance and social factors in green finance, with green bonds, ESG integration, and renewable energy funds identified as the most important elements.
Lombardi Netto, Antonio, Valerio Antonio Pamplona Salomon, and Miguel Angel Ortiz Barrios.	15 green bonds collected from https://epi.yale.edu and https://www.kiplinger.com . From green bonds literature and Kiplinger database, seven indicators were identified as criteria for MCDA application.	Analytic hierarchy process (AHP), complex proportional assessment (COPRAS), full consistency method (FUCOM), step-wise Weights Assessment Ratio Analysis (SWARA), and TOPSIS	A moderate positive correlation between some ranks, with all ranks coinciding at the top position, while divergence occurred due to differing ranking methodologies.
Quayson, M.; Bai, C.; Mahmoudi, A.; Hu, W.; Chen, W.; Omoruyi, O.	3 main criteria and 25 sub-criteria identified through literature reviews and company sustainability reports.	Ordinal Priority Approach (OPA)	"E" is the most important factor, followed by "S" and "G," and integrating ESG into the natural resource industry can enhance the credibility of sustainability performance reporting in supply chain management.
Park, S.R.; Jang, J.Y.	ESG criteria from the five most reliable ESG information providers: Stakeholder Capitalism Metric	AHP model	Institutional investors place more importance on environmental and

	(World Economic Forum 2020), SASB (2020), Refinitiv (2021), MSCI (2020), and S&P Global (2021).		governance factors compared to social factor.
Reig-Mullor, J.; Garcia-Bernabeu, A.; Pla-Santamaria, D.; Vercher-Ferrandiz, M.	ESG performance of leading oil and gas energy firms (turnover of more than 100 billion dollars in 2019) worldwide. The non-financial sustainability indicators were obtained from the EIKON database: 3 categories of indicators based on the ESG sustainability framework and 10 sub-criteria.	Hybrid methodology: AHP and TOPSIS under a neutrosophic environment.	The rankings of oil and gas energy firms obtained differ depending on the formulation representing the experts' judgments.
Xidonas, P.; Essner, E.	Four indices have been selected: the EURO STOXX 50, the CAC 40, the DAX and the DJIA. The financial performance is assessed through a back testing.	Maximum ERP (Environmental Risk Performance), maximum SRP (Social Risk Performance), maximum GRP (Governance Risk Performance) and minimax (which minimizes overall risk by maximizing returns in all categories).	Portfolios optimized with the minimax-based ESG risk model outperformed benchmarks like EURO STOXX 50, CAC 40, DAX, and DJIA, delivering higher yields without significantly increasing volatility.
Camargo, H.G.; ANTUNES, J.; Wanke, P.	The original sample is Forbes Global 2000. With the data intersection from Yahoo Finance, Bloomberg's ESG and S&P Global ESG, we finished with 834 companies, from 43 countries and 35 economic sectors. The years observed are 2018 until 2021	ESG Robust Index (ESGI) – through a MultiCriteria Decision-Making (MCDM) with Robust Compromise (RoCo). Composition of Financial Health Index (FHI).	The composite ESGI outperforms individual components, with some industries showing a positive correlation with ESG practices, though there are instances of no correlation or negative correlation.
Doumpos, M.; FAF, Ferreira; Zopounidis, C.	29 most sustainable Greek companies using 10 financial indicators	PROMETHEE	The potential of MCDM methods to capture a broad range of financial and non-financial indicators, demonstrating how specific methods might be modified to evaluate sustainability in a corporate setting

Rana and Sarva	Top-ranked companies in the MSCI India ESG Leaders Index	TOPSIS	The importance of TOPSIS in evaluating financial performance among top ESG-ranked companies, showcasing its potential as a decision-making tool for investors. It underscores the need for investors to consider not only financial metrics but also, ESG factors while making investment choices.
Rajadurai and Kaliyaperumal	Carbon companies, focusing on ESG factors	SIR	Employing the Triple-Vague structure using the SIR approach yields both total rankings (S-ranking and I-ranking). The S-flow tends to be higher while the I-flow decreases, indicating a preferred alternative based on common exploration.

Table 1. Literature review.

3. Data and Methodology

The data source is the LSEG database and includes 590 companies listed in the STOXX Europe 600 Index (EUR). These companies span ten major sectors of the economy, ensuring a comprehensive and diverse sample. The distribution of companies across these sectors in our dataset is as follows: Basic Materials (53 companies), Consumer Cyclical (73 companies), Consumer Non-Cyclical (44 companies), Energy (24 companies), Financials (111 companies), Healthcare (51 companies), Industrials (117 companies), Real Estate (29 companies), Technology (61 companies), and Utilities (28 companies).

The environmental performance of these companies was evaluated based on 110 Environmental criteria. Criteria are both numerical and Boolean. Criteria are categorized by LSEG into three primary groups: Emissions, Innovation and Resource Use. Emissions include 58 criteria focused on the environmental impact of emissions and pollutants (including 16 Boolean criteria). Innovation includes 22 criteria evaluating efforts toward environmentally sustainable innovations and technologies (including 18 Boolean criteria). Resource Use includes 30 criteria assessing the efficiency and sustainability of resource utilization (including 20 Boolean criteria).

Boolean criteria exhibit a dual polarity: positive and negative. LSEG assigns to Boolean criteria the values Yes (Y) or No (N). In order to facilitate the analysis Y and N were replaced by 1 and 0, respectively. In order to maximize the criteria in our analysis, positive polarity corresponds to $Y = 1$ and $N = 0$; negative polarity corresponds to $Y = 0$ and $N = 1$ ⁴.

A critical aspect of the analysis is the presence of numerous missing values within the initial decision matrix, particularly between 2002 and 2017. To address this issue, the analysis focuses on the years 2018–2023. However, even within this period, missing data remains a challenge. Managing these data gaps is essential to ensure the robustness and reliability of the results, as an incomplete dataset could compromise the validity of the multi-criteria evaluation. To handle missing values, a quantitative imputation method is applied, prioritizing consistency and sector-specific accuracy. Rather than employing common time-series propagation techniques such as forward fill (ffill) or backward fill (bfill), a more tailored approach is adopted: missing data points are filled using the median of the previous year for the same industry sector. This method leverages historical trends to provide reasonable estimations while preserving sectoral characteristics over time. The decision to use the previous year's median is driven by its effectiveness in maintaining data coherence and minimizing distortions that could arise from more complex or speculative imputation techniques. Despite these efforts, some criteria lack sufficient data even for median-based imputation, particularly when an entire sector has no available data. In such cases, the most appropriate solution is to exclude these criteria from the analysis. As a result, the initial decision matrix, which comprises 177 criteria, is reduced to 110. This refinement ensures that the multi-criteria methods generate meaningful aggregate indices for each alternative while maintaining analytical rigor. Ultimately, this methodological approach enhances the reliability of the environmental performance assessment, providing valuable insights for both investors aiming to align their portfolios with sustainability goals and companies seeking to improve their environmental practices.

⁴ For example, Criteria X088 says “Does the company report about environmentally friendly or green sites or offices?” YES: 1, NO: 0 (positive impact) or Criteria X087 says “Does the company produce or distribute genetically modified organisms (GMO) or seeds?” YES: 0, NO: 1 (negative impact).

3.1 Multi criteria decision methods

To provide a complete ranking of the companies according to Environmental sustainability, we employ advanced multi-criteria decision-making (MCDM) methods, specifically TOPSIS, PROMETHEE II, and SIR-SAW. We choose to use both scoring methods and pair-wise comparison methods. Among scoring methods, we choose TOPSIS because it is one of the most widely used multicriteria method due to its simplicity and ease of implementation.

TOPSIS was developed by Huang and Yoon [11]. It is based on identifying an ideal solution, which maximises benefits and minimises costs, and an anti-ideal solution, which maximises costs and minimises benefits. The objective is to select the alternative with the smallest distance from the ideal solution and the biggest distance from the anti-ideal solution.

Among pairwise comparison methods, we choose to use PROMETHEE II and SIR-SAW because they offer complementary approaches to multi-criteria decision-making. PROMETHEE II provides a ranking of alternatives based on preference functions, allowing for a nuanced evaluation of trade-offs between criteria while maintaining a clear prioritization of options. SIR-SAW, on the other hand, integrates both ranking and weighting techniques, enabling a structured assessment of alternatives by combining pairwise comparisons with a systematic aggregation of scores. The use of these two methods ensures a robust and comprehensive analysis, capturing both preference-based and score-based decision-making perspectives, thereby enhancing the reliability of the results.

PROMETHEE II is based on the pairwise comparison of alternatives in order to rank them according to a set of criteria [24]. Pairwise comparison is based on a preference function. We choose to use the usual preference function because it is the simplest and most intuitive approach, making it particularly suitable for criteria where even small differences between alternatives are considered significant. This function assigns a preference value of 1 when one alternative is strictly better than another and 0 otherwise, ensuring a clear and objective distinction between alternatives without introducing additional parameters. Then we calculate positive and negative flows: positive flows indicate how much the reference alternative is preferred over the others, while negative flows indicate how much the other alternatives are preferred over the reference alternative. The final ranking is obtained by evaluating net flows, that are the difference between positive and negative flows.

As PROMETHEE II method, the SIR (Superiority and Inferiority Ranking) method uses preference functions to compare alternatives in relation to each criterion. For each alternative, superiority and inferiority indices are calculated, which define how superior or inferior the alternative is to each of the others, for each criterion. From these values, the corresponding matrices are obtained, which are aggregated into the superiority and inferiority flows. To aggregate the data within the SIR method, two methodologies can be employed [25]: Simple Additive Weighting (SAW) or TOPSIS. We used SIR-SAW approach: this technique aggregates the net flows of each alternative by applying weights to the various criteria and summing the resulting weighted net flow scores. We choose SIR-SAW because it assumes compensatory behaviour among criteria, meaning that a poor performance in one criterion can be offset by a strong performance in another.

3.2 Normalisation and weighting of criteria

Accurately normalising data and assigning weights to criteria is a crucial aspect of multi-criteria decision-making (MCDM) methods, as it defines the relative importance of each factor in the overall evaluation. Linear normalization is applied to the data [27], while dummy criteria are left unnormalized, since they already belong to the interval [0,1]. If the criterion is to be maximised, then linear normalization implies:

$$Y'_{ij} = \frac{Y_{ij} - Y_{\min j}}{Y_{\max j} - Y_{\min j}} \quad [1]$$

If the criterion is to be minimised, then then linear normalization implies:

$$Y'_{ij} = \frac{Y_{\max j} - Y_{ij}}{Y_{\max j} - Y_{\min j}} \quad [2]$$

The weighting process was carried out in two main stages. First, weights were assigned at the category level. Specifically, each of the three Environmental categories - Emissions, Innovation, and Resource Use - was assigned a weight reflecting its overall importance in assessing environmental performance. In this study, we employ the weights calculated by the [London Stock Exchange Group \(LSEG\)](#) [26] for the three categories: Emissions, Innovation, and Resource Use. Their method ensures a systematic and consistent way to assign weights across different sectors and time periods. These category level weights serve as the foundation for distributing weights to the individual data points within each category. In fact, the sum of the weights of LSEG is equal to one when considering the three pillars (E, S, G), but we concentrate only on the E pillar.

In the second stage, the weight assigned to each data point was determined by dividing the category's weight by the number of data points within that category. This ensured that all data points within a category contributed proportionally to the overall evaluation. For example, if the Emissions category had a higher weight compared to Innovation, each data point within the Emissions category would also carry greater significance in the final assessment. To provide a more detailed analysis, the weighting process was conducted separately for each year and each sector. This enables us to observe, as evidenced in Table 2, the evolution of the importance of different categories across sectors. For instance, overall, the weights attributed to emissions in the Industrials sector are on average higher than those of the Technology sector, due to the significant environmental impact of firms in the energy sector. By comparing the weights across sectors, we were able to identify trends and shifts in sustainability priorities. This dynamic approach not only highlights sector specific challenges and strategic focuses but also provides insights into broader changes in corporate sustainability practices.

The weights obtained in the table below were calculated as the median of the weights of the companies in that sector.

	Emission	Innovation	Resource Use
Basic Materials	33,3333	31,5789	35,0877
Consumer Cyclicals	28,5294	47,6471	23,8235
Consumer non-cyclicals	41,7508	13,8047	44,4444
Energy	31,8841	29,5652	38,5507
Financials	20,1493	59,7015	20,1493
Healthcare	40,9692	13,6564	45,3744
Industrials	38,1081	38,1081	23,7838
Real Estate	42,8191	11,4362	45,7447
Technology	30,5466	38,9068	30,5466
Utilities	37,1765	29,4118	33,4118

Table 2. Median weights of the ten different sectors.

This method of calculating and distributing weights plays a crucial role in ensuring that the evaluation of environmental performance is both balanced and sensitive to the specific context of each sector. Rather than applying a one-size-fits-all approach, this methodology takes into account

the inherent complexity and multidimensionality of sustainability assessments. By doing so, it provides a more refined and insightful perspective on how different industries approach environmental responsibility and the factors that influence their sustainability efforts. A key advantage of this approach is its ability to generate valuable insights that can guide a wide range of stakeholders, including investors, policymakers, and corporate leaders. In particular, the findings derived from this analysis can be instrumental in several ways:

- **Identifying Sectoral Priorities:** by examining how environmental performance varies across industries, it becomes possible to determine which sustainability aspects are most critical for each sector. Some industries may need to focus on reducing carbon emissions, while others may prioritize resource efficiency or waste management. Understanding these sector-specific priorities enables a more targeted and effective approach to sustainability.
- **Monitoring Trends Over Time:** the structured weighting system allows for the observation of how sustainability priorities evolve in response to external pressures such as regulatory changes, technological advancements, or shifting market expectations. By tracking these changes over time, stakeholders can gain a clearer picture of emerging trends, enabling them to anticipate challenges and opportunities in the evolving sustainability landscape.
- **Informing Strategic Decisions:** businesses and policymakers alike can benefit from this refined evaluation method when developing sustainability strategies. By recognizing the unique environmental challenges faced by each sector, companies can implement tailored initiatives that align with both regulatory requirements and industry best practices. Likewise, policymakers can use these insights to design targeted regulations and incentives that drive meaningful progress toward environmental goals

By adopting this structured and context-aware weighting approach, the study enhances the reliability, depth, and practical relevance of environmental performance evaluations. Rather than providing a static snapshot, it offers a dynamic framework that captures the nuances of sustainability across different sectors. This, in turn, strengthens the foundation for future research, fosters data-driven decision-making, and supports the development of more effective policies aimed at promoting long-term environmental sustainability.

4. Analysis of results

In this section, we analyse separately the results obtained using different multi-criteria decision-making methods. Subsection 4.1 is devoted to the TOPSIS method, Subsection 4.2 focuses on the PROMETHEE II method, Subsection 4.3 presents the results using the SIR-SAW method, and Subsection 4.4 provides a comparative analysis of the three multi-criteria methods.

4.1 Analysis of Results Using the TOPSIS Method

The results highlight a clear pattern in corporate environmental leadership within the STOXX600 index. From 2018 to 2021, Credit Agricole ranks consistently among the top companies, demonstrating a strong and sustained commitment to environmental responsibility. In both 2019 and 2020, it achieves the highest sustainability score, reinforcing its position as a benchmark in the financial sector for sustainable practices. This leadership suggests a strategic approach to integrating environmental considerations into business operations, likely driven by ambitious ESG policies and significant investments in green finance. A shift occurs in 2022 and 2023, when Intesa Sanpaolo surpasses other companies to claim the top ranking. This change reflects its growing dedication to

sustainability, possibly through enhanced climate risk management, increased green bond issuance, and stronger commitments to reducing its environmental impact. The transition in leadership indicates that while some companies maintain long-term sustainability excellence, others are successfully advancing their strategies to achieve top environmental performance.

The dominance of financial institutions at the top of the rankings underscores the increasing role of sustainable finance in shaping corporate environmental responsibility. As banks and financial entities strengthen their focus on ESG criteria, their influence on the broader market encourages further progress in corporate sustainability across multiple industries.

At the opposite end of the spectrum, several companies consistently struggle to improve their environmental standing. In 2018, Adyen ranks lowest, suggesting a limited focus on sustainability at that time. Similarly, Abrdn in 2021, Exor NV in 2022, and Wise A in 2023 occupy the bottom positions, highlighting persistent gaps in their environmental strategies. The presence of companies from different industries among the lowest-ranked firms indicates that challenges in sustainability are not confined to a specific sector. Exor NV, a diversified holding company, may face difficulties in implementing a cohesive environmental strategy across its varied portfolio. Meanwhile, Wise A, a fintech firm, likely operates in a sector where direct environmental impact is perceived as minimal, potentially leading to lower prioritization of sustainability measures.

These low rankings suggest that while many companies are improving their environmental performance, others remain slow to adapt. Whether due to structural limitations, weaker regulatory pressure, or strategic choices, these firms risk falling behind as sustainability expectations continue to rise across Europe.

In general, the rising average scores further suggest that sustainability is becoming a more widespread priority rather than being concentrated only among a few top performers, as it is possible to check in Table 3. Furthermore, this progress is the outcome of global initiatives such as the European Green Deal, which have pushed businesses to implement more restrictive environmental policies and practices. While some companies still lag, the general trajectory signals a shift towards a more sustainable corporate landscape, a more sustainable Europe.

TOPSIS	2018	2019	2020	2021	2022	2023
Average	0,3889	0,3924	0,3933	0,4006	0,4035	0,4043

Table 3. Average of E-score per year obtained by TOPSIS method.

This analysis provides a clear picture of how companies across Europe are navigating the evolving landscape of sustainability, showcasing both leaders and laggards in the transition towards greener corporate practices. The persistence of high-scoring firms over multiple years suggests that sustainability leadership is not incidental but the result of strategic, long-term commitments. At the same time, the variability in lower-ranked companies indicates that challenges remain, particularly for firms struggling to meet evolving environmental standards. As sustainability continues to shape corporate agendas, these findings emphasize the importance of consistent and transparent environmental reporting, robust policy frameworks, and ongoing investment in green innovations to ensure continued progress in corporate sustainability.

4.2 Analysis of Results Using the PROMETHEE Method

The analysis of the results obtained through the PROMETHEE II method highlights a dynamic landscape in corporate sustainability from 2018 to 2023. While some companies demonstrate continuity in their performance, others exhibit more significant variations, suggesting an evolution in evaluation criteria or in the corporate strategies adopted.

Among the companies with the highest scores, Nestlé stands out for its consistent presence at the top positions from 2018 to 2020, maintaining scores around 60.05 in 2018, 59.99 in 2019, and 60.88 in 2020. This indicates a well-established and enduring sustainability strategy, although its performance slightly declines in subsequent years. In 2021, Nestlé no longer appears among the highest-ranked companies, suggesting potential challenges or changes in evaluation criteria that have impacted its standing. An interesting development can be observed in the case of Vallourec. Ranked second in 2018 with a score of 59.91, it demonstrates a steady improvement over the years, culminating in achieving the top position in 2023 with a score of 57.73. This consistent progress suggests significant enhancements in its environmental, social, and governance (ESG) policies, reflecting a proactive and adaptive approach to sustainability. Associated British Foods also shows a positive trend, appearing frequently among the highest-ranked companies. Its score increases from 56.34 in 2018 to 57.17 in 2019, followed by 57.34 in 2020 and 58.16 in 2022. This pattern highlights a strengthened commitment to sustainability, with efforts aimed at maintaining or improving its performance.

Conversely, some companies exhibit a declining trend. British American Tobacco maintains a strong position until 2022, reaching a high of 58.41 in that year. However, it experiences a sharp decline in 2023, where it no longer appears among the highest-ranked companies. This deterioration may be attributed to changes in evaluation parameters or specific challenges related to the tobacco industry, which continues to face increasing scrutiny concerning public health and sustainability issues. Regarding companies consistently positioned at the lower end of the ranking, structural difficulties in adopting sustainable practices or a limited capacity to adapt to new regulations and market demands may be responsible. For instance, Cranswick and Kerry Group emerge in the lower ranks in 2023 with scores of 53.49 and 53.70, respectively. Their appearance among the lowest-ranked companies suggests challenges in aligning their sustainability strategies with the evolving criteria of the PROMETHEE II evaluation.

Overall, the analysis reveals that while some companies demonstrate steady improvement in their sustainability performance, others encounter obstacles that hinder their progress. The PROMETHEE II method effectively highlights these variations, providing valuable insights into corporate strategies and their alignment with sustainability criteria. The improvement is clearly illustrated in Table 4.

PROMETHEE II	2018	2019	2020	2021	2022	2023
Average	0,1346	0,1358	0,1372	0,1383	0,1393	0,1395

Table 4. Average of E-score per year obtained by PROMETHEE II method.

4.3 Analysis of Results Using the SIR Method

The SIR method confirms a strong consistency with the PROMETHEE results while presenting some distinctive characteristics in the way companies are ranked. Overall, the ranking trend suggests that sustainability is not a static concept but a continuously evolving attribute, influenced by corporate policies and changes in evaluation methodologies.

During the analysed period, certain companies consistently emerge among the most sustainable. Orkla stands out particularly in the four-year span from 2018 to 2021, achieving some of the highest scores. However, in the following years, its position is overtaken first by Associated British Foods in 2022 and then by Vallourec in 2023. This may reflect an evolution in evaluation criteria or, more likely, a stronger effort by other companies to improve their sustainability practices and climb higher in the ranking. An interesting aspect concerns the overall stability of the scores among the

top-ranking companies. Unlike the PROMETHEE method, where more significant fluctuations are observed, in the SIR method, the scores of leading companies remain relatively stable. This suggests that the SIR evaluation model places greater emphasis on long-term factors rather than on recent variations in sustainability performance. Regarding the lowest-ranking companies, some firms consistently remain at the bottom of the ranking, indicating difficulties in improving their sustainability performance. Imperial Brands and Reckitt Benckiser, in particular, frequently rank among the least sustainable companies according to the SIR method, a trend that aligns with the observations made using PROMETHEE. This could be linked to lower transparency in ESG reporting, less sustainability-oriented corporate strategies, or difficulties in adapting to new environmental and social standards.

Like the TOPSIS and PROMETHEE methods, the SIR-SAW method also highlights a clear improvement in sustainability levels in Table 5.

SIR-SAW	2018	2019	2020	2021	2022	2023
Average	0,4975	0,4978	0,4980	0,4982	0,4985	0,4978

Table 5. Average of E-score per year obtained by SIR-SAW method.

4.4 Comparison of Multi-Criteria Methods

The Spearman Index, or Spearman’s rank correlation coefficient (ρ), is a non-parametric measure of correlation between two variables, assessing the monotonicity of their relationship. Unlike Pearson’s correlation, which measures the linear relationship between two variables, Spearman is based on ranks and detects monotonic relationships, even if they are non-linear [28]. The general formula for the Spearman Index is as follows:

$$\rho = 1 - \frac{6 \sum d_i^2}{n(n^2-1)} \quad [3]$$

where d_i represents the difference between the ranks of observations in the two compared series, and n is the total number of observations. This coefficient takes values between -1 and +1:

- **+1**: indicates a perfect positive correlation between the ranks of the two variables;
- **-1**: indicates a perfect negative correlation;
- **0**: indicates the absence of correlation.

In the context of multi-criteria decision-making, the Spearman Index is used to compare the results produced by different ranking methods, evaluating their consistency and similarity. Since each multi-criteria method employs different methodologies to generate an ordering of elements, comparing their results allows for assessing the stability of classifications and identifying potential significant differences between the methods.

In this study, the Spearman Index was used to compare the rankings generated by the TOPSIS, SIR, and PROMETHEE methods, both among themselves and against the initial LSEG rankings, for the years 2018 to 2023. The comparison among these methods is useful for evaluating the consistency of classifications and identifying any significant variations over time.

<i>Spearman Index</i>						
Year	TOPSIS-PROMETHEE	TOPSIS-SIR	TOPSIS-LSEG	PROMETHEE-SIR	PROMETHEE-LSEG	SIR-LSEG
2018	-0,002448431	0,0007224	0,81448027	0,999469859	0,125800527	0,126949
2019	-0,031671449	-0,031428	0,810107152	0,99953552	0,101020204	0,099661
2020	-0,041706451	-0,040131	0,793719994	0,999596777	0,093419905	0,092537
2021	-0,08289985	-0,081972	0,777570381	0,999630102	0,07211631	0,070812
2022	-0,086667514	-0,086595	0,770023758	0,999626091	0,049047566	0,047526
2023	-0,071677213	-0,073527	0,76011772	0,999578466	0,144104515	0,14078

Table 6. Spearman index.

From the analysis of Table 6, it can be observed that the PROMETHEE-SIR pair consistently exhibits the highest correlation coefficient across all years (always close to 1). This is likely due to the similarity between the two methods, as the SIR method is considered an extension of PROMETHEE. In contrast, when comparing these methods with TOPSIS, the Spearman values are low and often negative, suggesting that TOPSIS tends to produce rankings that are significantly different from those generated by the other two methods.

Regarding the initial LSEG ranking, TOPSIS shows a high correlation (ranging from 0.76 to 0.81), likely due to the simplicity and similarity of the methods (LSEG applied the *Simple Additive Weighting* (SAW) multi-criteria method). In contrast, the correlation coefficients between PROMETHEE and SIR with LSEG are positive but relatively low, indicating that the rankings generated by these multi-criteria methods differ significantly from the initial ones.

In summary, the Spearman Index has proven to be a useful tool for highlighting the differences between the results produced by different multi-criteria methods. The analysis has shown that, while PROMETHEE and SIR tend to produce very similar rankings, TOPSIS generates significantly different results. Furthermore, the comparison with the initial ranking (LSEG) suggests that multi-criteria methods, while showing some correlation with it, provide different perspectives that may be more aligned with specific evaluation criteria.

Overall, the analysis using the SIR method highlights greater stability in company rankings compared to the PROMETHEE II method, with fewer abrupt changes in position. This could indicate that the companies considered more sustainable according to SIR have adopted long-term ESG strategies, making them less susceptible to annual fluctuations. However, the improvement of some companies and the decline of others over the years suggest that competition in sustainability is continuously evolving, and corporate commitment in this area remains crucial to maintaining high rankings.

4.5 Comparison of sector results

To understand the trajectory of environmental sustainability across major industrial sectors, average scores for the period 2018–2023 were analyzed using three different multicriteria evaluation methods: TOPSIS, PROMETHEE, and SIR. Although each method follows a distinct analytical approach, all are based on the same set of 85 environmental criteria and enable the assessment of relative performance across the examined sectors. The comparison of sectors, based on annual average scores, highlights which industries have demonstrated consistent and growing commitment to sustainability, and which still exhibit critical issues or delays in adopting more environmentally responsible practices.

The *Figure 1* illustrates the trend of the environmental sustainability index, calculated using the TOPSIS method on 85 environmental criteria, for ten industrial sectors over the period 2018–2023. The horizontal axis represents the years, while the vertical axis reports the annual average score for

each sector. The overall trend is positive, indicating a gradual improvement in environmental performance in most of the sectors analyzed—evidence of a growing awareness and commitment to sustainability-related issues.

Among the sectors that stand out for their highest performance, the **Healthcare** sector is particularly notable, consistently maintaining the top scores throughout the entire period, with steady year-on-year improvement. The **Financials** sector also exhibits strong values and marked growth, especially from 2021 onward—likely in response to stricter environmental regulations or an increase in investments in sustainable projects. The **Energy** sector follows a similar trajectory, showing a significant jump between 2020 and 2021, which may reflect shifts in production models or a greater adoption of renewable energy sources.

Other sectors, such as **Industrials** and **Technology**, begin with more modest scores but display a consistent upward trend. Notably, the industrial sector achieves substantial progress, eventually surpassing other sectors and demonstrating a growing ability to combine industrial production with environmental responsibility. Similarly, the technology sector, although starting from a lower baseline, gradually converges toward the average scores of other industries—indicating an increasing commitment to the adoption of sustainable practices.

In contrast, sectors such as **Consumer Cyclical**s and **Consumer Non-Cyclical**s exhibit a more irregular trend. Following a slight decline in 2020—possibly influenced by the effects of the pandemic or challenges in rapidly adapting production processes—a recovery is observed over the subsequent two years. The **Utilities** sector, on the other hand, maintains a stable profile, with no significant peaks or setbacks, suggesting a state of equilibrium but also limited progress over time.

Finally, certain sectors consistently occupy the lower end of the ranking. **Real Estate**, while showing slow yet steady improvement, remains among the least performing sectors by 2023. The same applies to **Basic Materials**, which, despite a slight increase in scores over time, continues to rank among the sectors most distant from the highest environmental standards—likely due to the inherently impactful nature of its core industrial activities.

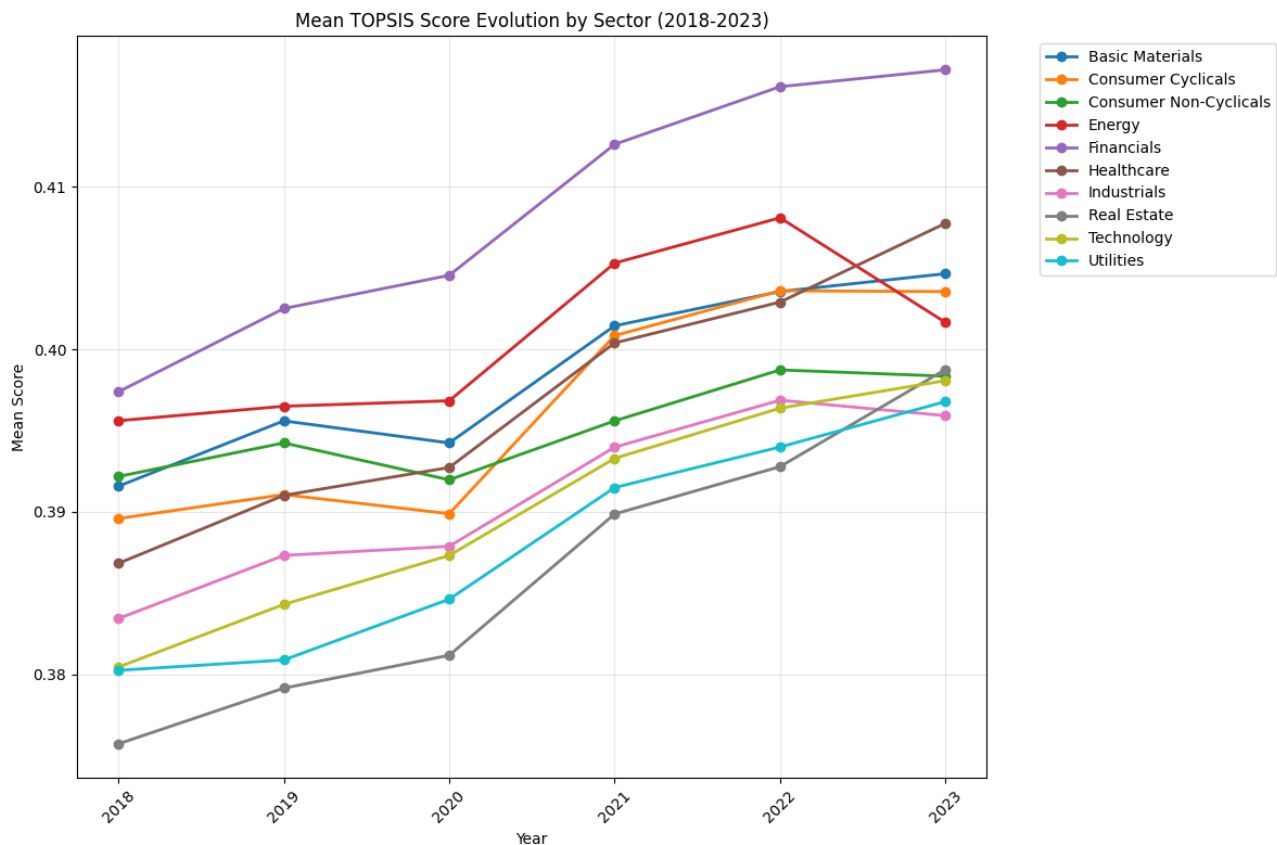


Figure 1. Mean TOPSIS Score Evolution by Sector (2018-2023)

The Figure 2 displays the evolution of the environmental sustainability index calculated using the **PROMETHEE method** for ten industrial sectors over the period 2018–2023, based on the same 85 environmental criteria employed in the previous chart. The horizontal axis shows the years, while the vertical axis indicates the annual average score for each sector. Unlike the TOPSIS method, PROMETHEE allows for a more explicit representation of preferences among alternatives, which can result in both positive and negative scores.

Once again, a general trend toward improved environmental sustainability can be observed, although the dynamics and levels of progress vary across sectors. The **Technology** sector stands out as the top performer throughout the entire period. Its growth is steady and continuous, culminating in 2023 with the highest average score among all sectors—signaling a strong commitment to reducing environmental impact, likely through the adoption of clean technologies and more efficient production processes.

The **Consumer Non-Cyclicals** sector consistently ranks among the top performers, despite minor fluctuations, and remains one of the most environmentally responsible industries. **Real Estate** and **Healthcare** follow, both showing progressive improvements despite starting from lower baseline scores. In particular, the Real Estate sector exhibits steady growth, moving from already positive values to even higher scores by 2023, confirming a trend similar to that observed with the TOPSIS method.

Sectors such as **Industrials**, **Basic Materials**, and **Financials** maintain relatively stable scores over time, without significant fluctuations. This suggests that, while these sectors may have achieved a certain degree of environmental balance, they could face challenges in implementing further

substantial improvements, or that the ongoing transformations may require longer timeframes to be reflected in the data.

The **Energy**, **Consumer Cyclicals**, and **Utilities** sectors are positioned at lower levels, with scores that remain modest and largely unchanged. Among them, the Energy sector shows the weakest performance overall. Starting from already negative values in 2018, it experiences a further year-on-year decline, reaching its lowest point in 2023. This negative trajectory indicates a persistent difficulty in aligning with the evaluated environmental standards—likely due to the inherently high impact of core activities such as fossil fuel-based energy production and distribution.

In summary, the analysis conducted using the PROMETHEE method confirms a growing attention to environmental sustainability across most industrial sectors, alongside a progressive differentiation between those that have adapted more rapidly and those still lagging behind. Some sectors, such as **Technology** and **Real Estate**, emerge as examples of positive development, whereas others, like **Energy**, display structural weaknesses that will likely require deeper and more systemic interventions.

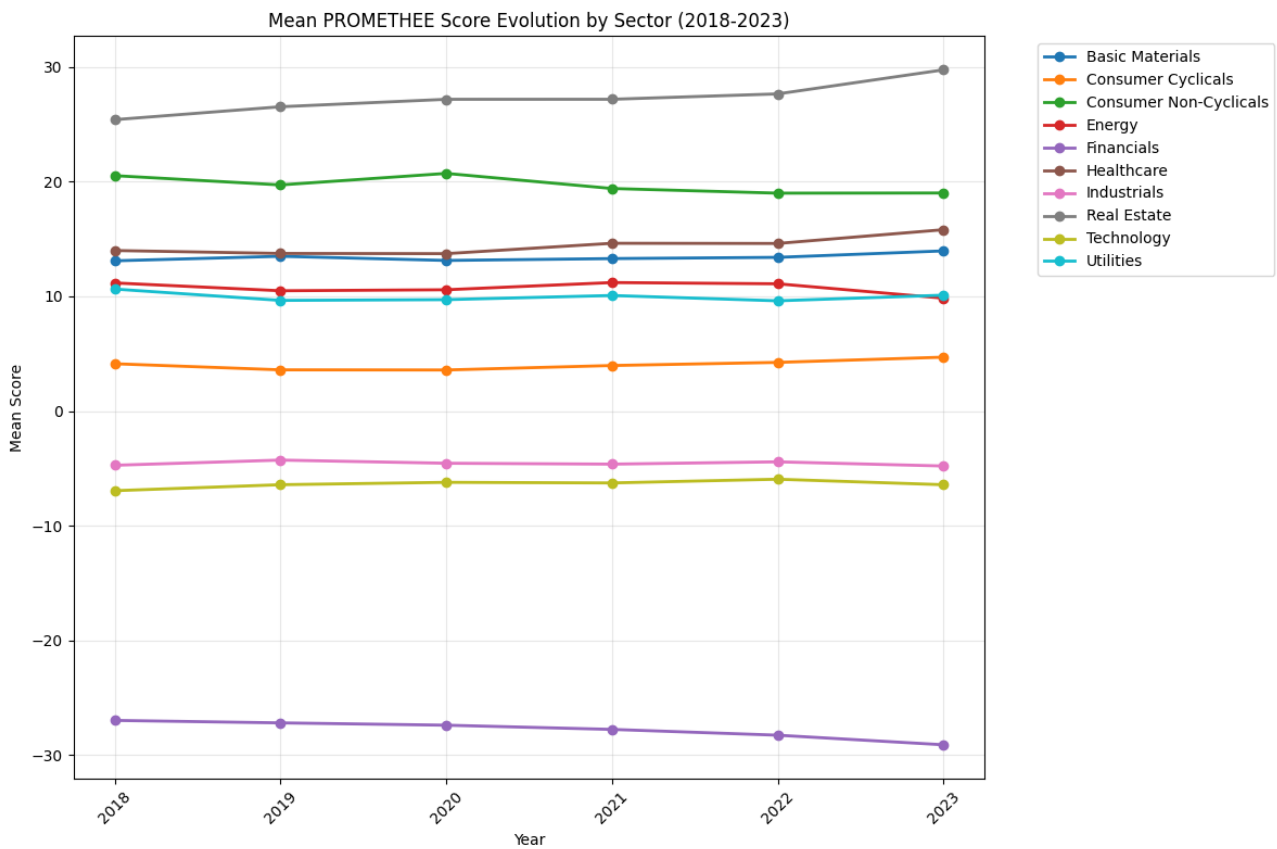


Figure 2. Mean PROMETHEE Score Evolution by Sector (2018-2023)

The Figure 3 illustrates the evolution of the environmental sustainability index calculated using the **SIR method** for ten industrial sectors over the period 2018–2023, based on the same 85 environmental criteria considered in the previous charts. As before, the horizontal axis represents the years, while the vertical axis shows the annual average scores obtained by each sector. The SIR method returns values ranging from 0 to 1, allowing for an immediate interpretation of sustainability levels: scores closer to 1 indicate better performance.

Overall, the graph highlights a general stability in the scores across all sectors, with relatively small year-to-year variations. Nevertheless, within this overall stability, some noteworthy trends emerge. The **Technology** sector remains the top performer throughout the entire period, with values consistently above 0.65 and further improvement in 2023, consolidating its position as the most environmentally sustainable sector. This result aligns with the findings from the TOPSIS and PROMETHEE charts, reinforcing the notion of a structural commitment by the technology industry to the adoption of sustainable practices.

Close behind is the **Consumer Non-Cyclicals** sector, which shows a relatively stable pattern, with slight declines in 2021–2022 followed by a modest recovery in 2023. The **Real Estate** sector also maintains consistently high scores and demonstrates gradual improvement, likely driven by investments in sustainable construction and energy-efficient renovations. Similarly, the **Healthcare**, **Industrials**, and **Utilities** sectors record comparable scores, placing them in the upper-mid range of the ranking. Their trajectories remain stable over time, suggesting the implementation of well-established environmental practices.

The **Basic Materials** and **Consumer Cyclicals** sectors, while recording slightly lower scores compared to the aforementioned sectors, show relatively solid performance, with slight signs of improvement toward the end of the period. Their intermediate position suggests that, although not yet on par with the top-performing sectors, they are moving in the right direction.

In contrast, the **Energy** sector occupies a less favorable position. Despite a flat trajectory, its scores remain among the lowest in the chart, hovering around 0.47–0.48. This outcome confirms the pattern already observed with the PROMETHEE method, highlighting the structural challenges this sector faces in achieving substantial improvements in environmental performance. The situation is even more critical for the **Financials** sector, which ranks at the bottom throughout the entire period. Not only are its scores the lowest, but they also exhibit a slight downward trend in 2023. This finding may appear surprising, given the sector's relatively less material nature compared to others, but it could indicate an insufficient integration of environmental criteria into business models and investment decisions.

In conclusion, the graph reflects a general context of relative stability, yet also reveals a clear hierarchy among sectors in terms of environmental sustainability. While some industries—such as **Technology**, **Real Estate**, and **Consumer Non-Cyclicals**—stand out for their good environmental practices, others—particularly **Energy** and **Financials**—still show significant room for improvement. The consistency of these findings with the results obtained through other methods further reinforces the reliability of the observed trends.

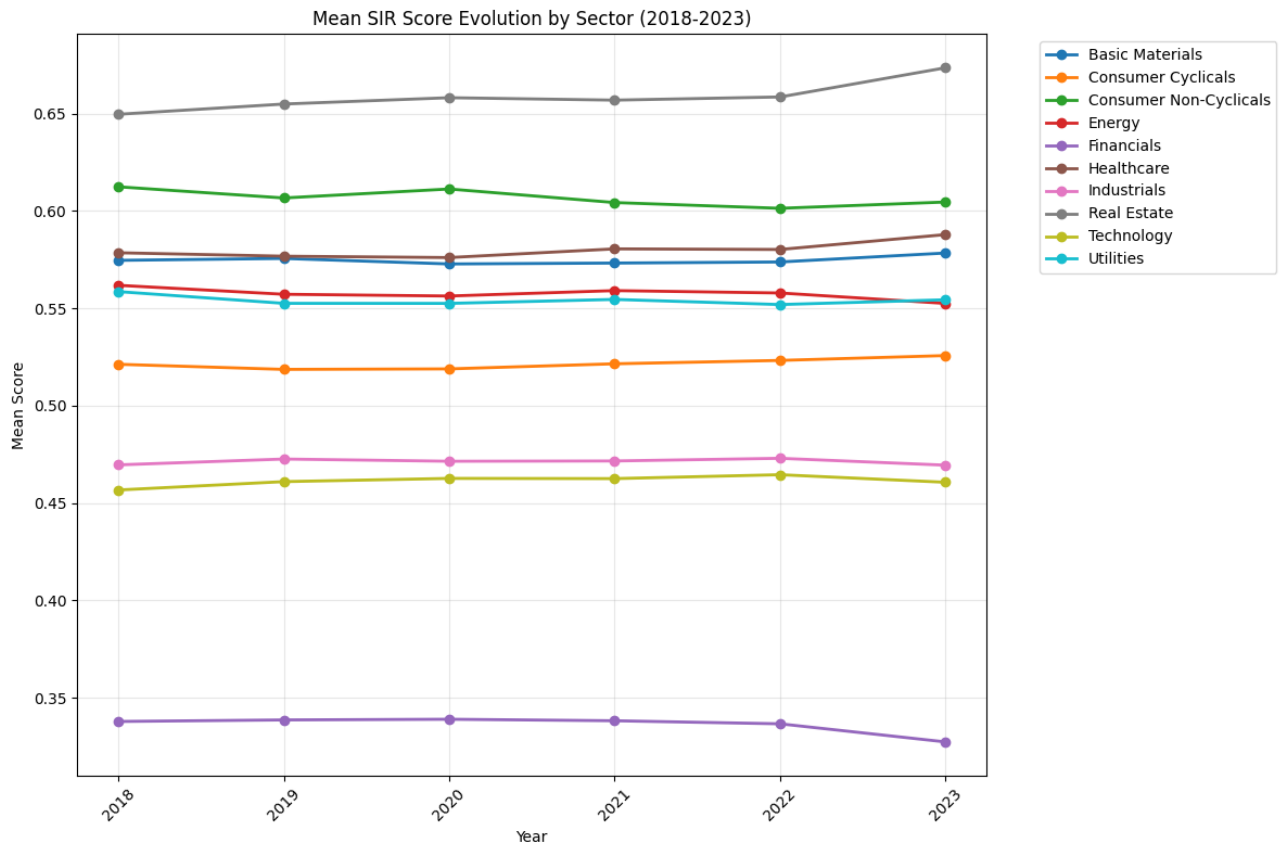


Figure 3. Mean SIR Score Evolution by Sector (2018-2023)

5. Conclusion

In this analysis, we computed an aggregated environmental score for each of the 590 companies belonging to the STOXX Europe 600, divided into ten economic sectors, covering the period from 2018 to 2023. These scores were derived by applying three well-established Multi-Criteria Decision-Making (MCDM) methods: TOPSIS, SIR-SAW, and PROMETHEE II. Each of these methods provides a structured approach to ranking companies based on their environmental performance by integrating multiple evaluation criteria. The analysis incorporates a comprehensive set of 110 environmental criteria, which capture various dimensions of corporate sustainability, including carbon emissions, resource efficiency, waste management, water usage, adherence to environmental regulations, and made it possible to identify both the leading companies in sustainability ('green leaders') and those with less virtuous performance ('brown laggards'). These criteria were carefully selected on the basis of data availability to ensure a holistic assessment of environmental responsibility. To refine the evaluation process, weights were assigned to each criterion, taking into account both temporal and sectorial factors. Specifically, the weighting scheme was adjusted according to the year and the industry in which each company operates, ensuring that the analysis remains sensitive to evolving environmental standards, regulatory changes, and industry-specific sustainability challenges. This methodological approach enhances the robustness and relevance of the aggregated environmental scores, allowing for a more accurate comparison of companies' sustainability performance over time.

The analysis showed a general improvement in corporate environmental performance from 2018 to 2023, indicating an increasing focus on sustainable practices, probably stimulated by stricter environmental regulations and increased pressure from investors and consumers. However, the distribution of scores among companies still shows significant variability, with some companies adopting long-term sustainability strategies and others struggling to adapt to new environmental standards. The use of the Spearman Index to compare the methods revealed significant differences in the ordering of the companies. PROMETHEE and SIR, being based on similar logics, generated highly consistent and correlated results, while TOPSIS showed a weaker correlation with the other two methods, suggesting that its compensatory approach might penalise or favour certain companies based on the distribution of evaluation criteria. Nevertheless, the TOPSIS method has the best correlation index with the LSEG source data, due to the simplicity of the applied methodologies (LSEG uses the Simple Additive Weighting method).

Another key contribution of this study is the sectoral comparison performed using the three MCDM methods. Results show a general trend of improved environmental sustainability across nearly all sectors between 2018 and 2023, but with different trajectories. Notably, the Technology sector consistently ranks as the top performer, followed by Consumer Non-Cyclicals and Real Estate, which show steady improvements. Conversely, sectors such as Energy and Financials continue to display weaker environmental performance, highlighting structural challenges in adapting to stricter environmental standards. This sectoral analysis helps identify not only sustainability leaders and laggards, but also supports the design of sector-specific policy interventions.

In conclusion, this study highlights the progress and challenges in corporate environmental performance, offering a reliable assessment that reflects the evolving landscape of sustainability. The identification of green leaders and brown laggards provides a foundation for promoting best practices and encouraging more companies to prioritize sustainability in their operations. Furthermore, the adoption of ESG criteria helps to promote more responsible and transparent practices globally, incentivising governments and companies to improve their performance in these critical areas.

Funding

This work was funded by European Union under the NextGeneration EU Programme within the Plan “PNRR - Missione 4 “Istruzione e Ricerca” - Componente C2 Investimento 1.1 “Fondo per il Programma Nazionale di Ricerca e Progetti di Rilevante Interesse Nazionale (PRIN)” by the Italian Ministry of University and Research (MUR), Project title: “Climate risk and uncertainty: environmental sustainability and asset pricing”. Project code "P20225MJW8" (CUP: E53D23016470001), MUR D.D. financing decree n. 1409 of 14/09/2022.

The work was supported also by the University of Modena and Reggio Emilia for the FAR2022 and FAR2023 projects.

Conflict of interest

The authors declare that they have no conflict of interest.

Availability of data and materials

Not applicable.

Code availability

Not applicable.

APPENDIX A

This appendix presents the rankings obtained using the TOPSIS method for the years 2018 to 2023.

	Year 2018	Year 2019	Year 2020	
1	STANDARD CHARTERED	0,4845	CREDIT AGRICOLE	0,501578787
2	BNP PARIBAS	0,4824	BARCLAYS	0,487412856
3	DNB BANK	0,4815	SOCIETE GENERALE	0,487283831
4	ABN AMRO BANK	0,4812	BNP PARIBAS	0,484840296
5	KBC GROUP	0,4810	KBC GROUP	0,483263082
6	SKANDINAVISKA ENSKILDA	0,4796	ABN AMRO BANK	0,482820276
7	CREDIT AGRICOLE	0,4773	DNB BANK	0,480518184
8	LEGRAND	0,4718	SKANDINAVISKA ENSKILDA	0,480463849
9	HSBC HOLDINGS	0,4715	STANDARD CHARTERED	0,478770882
10	INTESA SANPAOLO	0,4701	SVENSKA HANDELSBANKEN A	0,477826158
11	DEUTSCHE BANK	0,4699	LEGRAND	0,477267328
12	LLOYDS BANKING GROUP	0,4696	HSBC HOLDINGS	0,476884672
13	NATWEST GROUP	0,4690	INTESA SANPAOLO	0,476461414
14	SOCIETE GENERALE	0,4674	DEUTSCHE BANK	0,475752017
15	BBV.ARGENTARIA	0,4671	LLOYDS BANKING GROUP	0,470485655
16	CAIXABANK	0,4664	BBV.ARGENTARIA	0,468971972
17	BARCLAYS	0,4633	BANCO SANTANDER	0,468117305
18	BANKINTER 'R'	0,4618	CAIXABANK	0,467402244
19	UNICREDIT	0,4607	BANKINTER 'R'	0,465429589
20	ALLIANZ	0,4571	LVMH	0,462348341
21	GEBERIT 'R'	0,4553	NATWEST GROUP	0,460757655
22	UBS GROUP	0,4552	UNICREDIT	0,459999835
23	PHILIPS ELTN.KONINKLIJKE	0,4551	COMMERZBANK	0,458732813
24	MUENCHENER RUCK.	0,4519	BANCO DE SABADELL	0,458235865
25	ABB LTD N	0,4499	SWEDBANK A	0,457976613
26	AIB GROUP	0,4496	ALLIANZ	0,457657446
27	KINGFISHER	0,4490	UBS GROUP	0,455796169
28	LONZA GROUP	0,4482	GEBERIT 'R'	0,455727924
29	ING GROEP	0,4475	MUENCHENER RUCK.	0,455395172
30	NOKIA	0,4474	SCHNEIDER ELECTRIC	0,454524653
31	PUMA	0,4469	AIB GROUP	0,45252737
32	AEGON	0,4468	SIEMENS	0,451561355
33	SIEMENS	0,4467	INVESTEC	0,45155306
34	STELLANTIS	0,4463	PHILIPS ELTN.KONINKLIJKE	0,450793193
35	ROCHE HOLDING	0,4462	LONZA GROUP	0,449579143
36	MERCK KGAA	0,4457	AEGON	0,447101534

37	BANCO COMR.PORTUGUES 'R'	0,4452	ABB LTD N	0,446757953	SWISS LIFE HOLDING	0,446519855
38	NORDEA BANK	0,4449	ERSTE GROUP BANK	0,446577197	ABB LTD N	0,446176167
39	ERSTE GROUP BANK	0,4446	PUMA	0,446550417	SIGNIFY	0,446140416
40	BANCO SANTANDER	0,4444	NEXANS	0,446011662	ERSTE GROUP BANK	0,446093902
41	ASTRAZENECA	0,4437	ING GROEP	0,44579407	ROCHE HOLDING	0,445586168
42	SAINT GOBAIN	0,4436	SAINT GOBAIN	0,445343901	LONZA GROUP	0,445350215
43	SCHNEIDER ELECTRIC	0,4435	STELLANTIS	0,445178425	ING GROEP	0,445339164
44	SKF B	0,4431	ROCHE HOLDING	0,445149774	QIAGEN	0,445334122
45	BANCO DE SABADELL	0,4428	ATLAS COPCO A	0,444589897	CAIXABANK	0,444995706
46	DANSKE BANK	0,4427	MERCK KGAA	0,443968989	ATLAS COPCO A	0,444635152
47	GENERALI	0,4425	BANCO COMR.PORTUGUES 'R'	0,443382816	SAINT GOBAIN	0,444089296
48	RAIFFEISEN BANK INTL.	0,4422	NORDEA BANK	0,442699452	ASTRAZENECA	0,44384823
49	ERICSSON B	0,4414	ASTRAZENECA	0,442677192	NOKIA	0,442652135
50	BANCO BPM	0,4399	NOKIA	0,442248649	NORDEA BANK	0,441873004
51	SANTANDER BANK POLSKA	0,4399	ZALANDO	0,442246169	MERCK KGAA	0,440950341
52	COMMERZBANK	0,4398	DANSKE BANK	0,441288509	BANCO COMR.PORTUGUES 'R'	0,440622954
53	BANCA MONTE DEI PASCHI	0,4393	RAIFFEISEN BANK INTL.	0,440843257	INVESTEC	0,440567656
54	JULIUS BAER GRUPPE	0,4393	SKF B	0,440682746	RAIFFEISEN BANK INTL.	0,440505397
55	FINECOBANK SPA	0,4392	SIKA	0,439843319	SANTANDER BANK POLSKA	0,439973339
56	ZALANDO	0,4389	AGEAS (EX FORTIS)	0,439768271	BPER BANCA	0,43926885
57	GEORG FISCHER	0,4389	ERICSSON B	0,439745086	IMI	0,438853461
58	ATLAS COPCO A	0,4388	JULIUS BAER GRUPPE	0,439703747	PHILIPS ELTN.KONINKLIJKE	0,43775549
59	SVENSKA HANDELSBANKEN A	0,4387	GEORG FISCHER	0,439667104	BANCA MONTE DEI PASCHI	0,437496865
60	NORDNET	0,4384	GENERALI	0,439634377	ZURICH INSURANCE GROUP	0,437390115
61	RINGKJOBING LANDBOBANK	0,4384	SANTANDER BANK POLSKA	0,439497291	AGEAS (EX FORTIS)	0,437198797
62	SWEDBANK A	0,4381	BPER BANCA	0,439421031	WARTSILA	0,436969568
63	ZURICH INSURANCE GROUP	0,4378	NORDNET	0,438921318	BANCO DE SABADELL	0,436945944
64	ADIDAS	0,4376	WENDEL	0,43779928	ORKLA	0,436907257
65	BANK OF IRELAND GROUP	0,4347	BANCA MONTE DEI PASCHI	0,4376668	PUMA	0,436467205
66	SWISS LIFE HOLDING	0,4345	ZURICH INSURANCE GROUP	0,437511241	BAWAG GROUP	0,435386175
67	3I GROUP	0,4334	ADIDAS	0,436425127	FINECOBANK SPA	0,435316731
68	WARTSILA	0,4330	ARKEMA	0,436234642	UBS GROUP	0,434880215
69	NEXANS	0,4326	FINECOBANK SPA	0,435888237	STELLANTIS	0,434471289
70	LVMH	0,4325	BANCO BPM	0,434810423	JULIUS BAER GRUPPE	0,434364479
71	RENAULT	0,4325	ORKLA	0,434562193	SKF B	0,434284449
72	BMW	0,4325	BAWAG GROUP	0,43406036	REXEL	0,43414335
73	REXEL	0,4320	PZU GROUP	0,433978373	CRODA INTERNATIONAL	0,434067364
74	WENDEL	0,4318	CRODA INTERNATIONAL	0,433826094	ZALANDO	0,433707478
75	ARKEMA	0,4313	WARTSILA	0,433788917	BANK OF IRELAND GROUP	0,433526053

76	INVESTEC	0,4312	BANK OF IRELAND GROUP	0,433035409	ARKEMA	0,433516871
77	NESTLE 'N'	0,4298	ASSA ABLOY B	0,432391213	3I GROUP	0,433033735
78	ASR NEDERLAND	0,4296	BMW	0,431965695	BANK POLSKA KASA OPIEKI	0,43232804
79	ORKLA	0,4296	3I GROUP	0,431688808	ADIDAS	0,432127389
80	ACCOR	0,4295	BANCA PPO.DI SONDRIO	0,431242198	ASSA ABLOY B	0,431775327
81	VALEO	0,4292	KINGFISHER	0,430956285	M&G	0,430917606
82	BANCA PPO.DI SONDRIO	0,4292	RINGKJOBING LANDBOBANK	0,430841313	RENAULT	0,430857975
83	UNIPOL GRUPPO	0,4286	REXEL	0,430384391	RINGKJOBING LANDBOBANK	0,43083055
84	SANOFI	0,4275	SWISS LIFE HOLDING	0,430331825	BANCA PPO.DI SONDRIO	0,430776132
85	AVIVA	0,4275	RENAULT	0,430302242	TALANX AKTGSF.	0,429472384
86	MICHELIN	0,4271	KINGSPAN GROUP	0,429917352	KINGFISHER	0,429167878
87	L'OREAL	0,4269	NESTLE 'N'	0,429766883	WACKER CHEMIE	0,428847559
88	VOLKSWAGEN PREF.	0,4267	PHOENIX GROUP HDG.	0,429756632	BOSS (HUGO)	0,428835921
89	NIBE INDUSTRIER	0,4267	ACCOR	0,429626669	PZU GROUP	0,428576434
90	M&G	0,4264	CHOC.LINDT &SPRUENGLI	0,429611429	NEXANS	0,428555266
91	TALANX AKTGSF.	0,4264	BOSS (HUGO)	0,429345286	BRITISH AMERICAN TOBACCO	0,42810978
92	NOVARTIS 'R'	0,4257	ASR NEDERLAND	0,429261194	GRIFOLS ORD CL A	0,427669736
93	TUI N	0,4255	SIGNIFY	0,428507996	AVIVA	0,427443038
94	SIKA	0,4254	BRITISH AMERICAN TOBACCO	0,427947556	BIG YELLOW GROUP	0,427018129
95	STMICROELECTRONICS	0,4253	MICHELIN	0,427935986	SIKA	0,426973117
96	CONTINENTAL	0,4253	MERCEDES BENZ GROUP N	0,427861349	AALBERTS	0,426770707
97	ALFA LAVAL	0,4249	IPSEN	0,427285587	RECKITT BENCKISER GROUP	0,42676322
98	BOSS (HUGO)	0,4247	UNIPOL GRUPPO	0,427240506	UNIPOL GRUPPO	0,426526808
99	RELX	0,4243	VALEO	0,426599978	VALEO	0,42646205
100	TRELLEBORG B	0,4240	UMICORE	0,42615878	IPSEN	0,426394122
101	UNILEVER (UK)	0,4236	TUI N	0,42591749	L'OREAL	0,426310134
102	DANONE	0,4233	AVIVA	0,425908831	AIRBUS	0,426241338
103	PERSIMMON	0,4232	QIAGEN	0,425883058	STMICROELECTRONICS	0,425954594
104	AALBERTS	0,4231	ROCKWOOL B	0,425362704	UMICORE	0,425768149
105	CHOC.LINDT &SPRUENGLI	0,4228	SEB	0,425090908	BMW	0,425487956
106	SCOR SE	0,4222	STMICROELECTRONICS	0,425045733	HERMES INTL.	0,425477299
107	KONE B	0,4218	L'OREAL	0,424939634	NESTLE 'N'	0,425449098
108	INDITEX	0,4216	HENNES & MAURITZ B	0,42488296	A2A	0,424790694
109	SANDVIK	0,4215	VOLKSWAGEN PREF.	0,42475979	SIG GROUP N	0,424496558
110	SEB	0,4210	NIBE INDUSTRIER	0,424408302	HANNOVER RUECK	0,424446047
111	VOLVO B	0,4208	AALBERTS	0,424354512	VOLKSWAGEN PREF.	0,424433531
112	AMUNDI	0,4207	DANONE	0,423865638	NIBE INDUSTRIER	0,424403005
113	BAYER	0,4206	ALFA LAVAL	0,423775068	SEB	0,424257431
114	IMI	0,4203	DASSAULT SYSTEMES	0,423196071	PHOENIX GROUP HDG.	0,424158617
115	VEOLIA ENVIRON	0,4202	RELX	0,423078553	MICHELIN	0,424007892

116	HEINEKEN HOLDING	0,4201	INDITEX	0,422749861	RELX	0,423756631
117	QIAGEN	0,4201	IMI	0,422377296	WENDEL	0,423511021
118	MONCLER	0,4199	TRELLEBORG B	0,422320026	HENNES & MAURITZ B	0,423471895
119	RECKITT BENCKISER GROUP	0,4197	A2A	0,422122546	CHOC.LINDT &SPRUENGLI	0,423340198
120	UMICORE	0,4196	RIO TINTO	0,422083265	ACCOR	0,423192909
121	EQT	0,4194	UNILEVER (UK)	0,421925572	MERCEDES BENZ GROUP N	0,422975427
122	HENNES & MAURITZ B	0,4190	CONTINENTAL	0,42192475	KONE B	0,422880992
123	SIG GROUP N	0,4189	SCOR SE	0,421152137	VEOLIA ENVIRON	0,421450982
124	COCA COLA HBC	0,4188	ANDRITZ	0,421048082	DANSKE BANK	0,420796394
125	IPSEN	0,4187	HEINEKEN HOLDING	0,421032757	ANDRITZ	0,420716202
126	SIGNIFY	0,4186	VEOLIA ENVIRON	0,421016707	SANOFI	0,419949605
127	ORANGE	0,4186	SANOFI	0,420537075	HERA	0,419946441
128	MERCEDES BENZ GROUP N	0,4185	ASSOCIATED BRIT.FOODS	0,420394245	AMUNDI	0,41986528
129	ALSTOM	0,4185	LOTUS BAKERIES	0,420386433	ERICSSON B	0,419858909
130	ASSA ABLOY B	0,4184	KONE B	0,420143255	ALSTOM	0,419550245
131	METSO CORPORATION	0,4184	NOVARTIS 'R'	0,420006121	ELIS	0,419463152
132	UPM KYMMENE	0,4174	AMUNDI	0,419199474	NOVARTIS 'R'	0,419291743
133	WHITBREAD	0,4168	PERNOD RICARD	0,41912106	ROCKWOOL B	0,418732892
134	KINGSPAN GROUP	0,4167	BAYER	0,419042056	PERNOD RICARD	0,418705219
135	LONDON STOCK EXCHANGE	0,4160	VOLVO B	0,418897456	UPM KYMMENE	0,418686445
136	PZU GROUP	0,4159	PARTNERS GROUP HOLDING	0,418502324	PARTNERS GROUP HOLDING	0,418024397
137	SWISS RE	0,4157	RECKITT BENCKISER GROUP	0,418447225	MEDIOBANCA BC.FIN	0,417923641
138	PERNOD RICARD	0,4153	ORANGE	0,418445792	COCA COLA HBC	0,417910965
139	BIG YELLOW GROUP	0,4152	COCA COLA HBC	0,418340229	DANONE	0,417720781
140	MEDIOBANCA BC.FIN	0,4152	UPM KYMMENE	0,418048013	ORANGE	0,417559366
141	BPER BANCA	0,4148	LONDON STOCK EXCHANGE	0,41783112	CARLSBERG B	0,417134462
142	BANK POLSKA KASA OPIEKI	0,4143	JYSKE BANK	0,417812569	GENMAB	0,416829872
143	LOTUS BAKERIES	0,4143	SIG GROUP N	0,417736813	CONTINENTAL	0,416630977
144	JDE PEET S	0,4143	METSO CORPORATION	0,417489719	KERING	0,416365908
145	ASSOCIATED BRIT.FOODS	0,4131	ALSTOM	0,417005061	JERONIMO MARTINS	0,416199916
146	SCHROEDERS	0,4131	BIG YELLOW GROUP	0,416270406	LAND SECURITIES GROUP	0,415849551
147	LOGITECH 'R'	0,4130	KERING	0,41569525	SCOR SE	0,41577921
148	SAP	0,4130	ALLEGRO	0,415641155	LOTUS BAKERIES	0,415442256
149	MONDI	0,4130	ICTL.HTLS.GP.	0,415548996	ICTL.HTLS.GP.	0,415426994
150	GECINA	0,4128	DEUTSCHE TELEKOM	0,415161915	WEIR GROUP	0,415226486
151	BUCHER INDUSTRIES	0,4124	M&G	0,41504092	ASSOCIATED BRIT.FOODS	0,4144195
152	LAND SECURITIES GROUP	0,4120	MEDIOBANCA BC.FIN	0,414795959	SWISS RE	0,414333085
153	KERING	0,4119	DIAGEO	0,414387664	STORA ENSO R	0,414218161
154	IMPERIAL BRANDS	0,4118	SWISS RE	0,414382861	HEINEKEN HOLDING	0,413908771
155	DEUTSCHE TELEKOM	0,4115	GECINA	0,413759568	TELEFONICA	0,413679022

156	COVIVIO	0,4114	WACKER CHEMIE	0,413640814	DIAGEO	0,413525953
157	DASSAULT SYSTEMES	0,4112	TELEFONICA	0,413563179	WHITBREAD	0,412653533
158	BARRY CALLEBAUT	0,4111	WORLDLINE	0,41348848	SAP	0,412569014
159	SSAB B	0,4110	STORA ENSO R	0,413005399	VODAFONE GROUP	0,412525258
160	HUSQVARNA B	0,4108	NORSK HYDRO	0,412942114	COVIVIO	0,412409451
161	SWISSCOM 'R'	0,4107	SAP	0,412835706	JYSKE BANK	0,412263333
162	ALLEGRO	0,4107	BANK POLSKA KASA OPIEKI	0,412770013	NOVO NORDISK 'B'	0,412175931
163	AIRBUS	0,4106	SWISSCOM 'R'	0,41264487	MONDI	0,411172637
164	RIO TINTO	0,4106	MONDI	0,41211923	ORION B	0,411146686
165	CARLSBERG B	0,4105	LAND SECURITIES GROUP	0,41209553	HUHTAMAKI	0,410791725
166	DIAGEO	0,4103	COVIVIO	0,411567565	METSO CORPORATION	0,410380853
167	VALMET	0,4100	BARRY CALLEBAUT	0,411538766	IMPERIAL BRANDS	0,410360172
168	WACKER CHEMIE	0,4100	SCHRODERS	0,411369991	LOGITECH 'R'	0,410199301
169	ACCIONA	0,4098	AIRBUS	0,410809961	INDITEX	0,409887258
170	ROCKWOOL B CRODA	0,4094	WHITBREAD	0,410777475	SANDVIK	0,409812978
171	INTERNATIONAL	0,4094	ANGLO AMERICAN	0,410336412	HUSQVARNA B	0,409447132
172	NOVO NORDISK 'B'	0,4093	IMPERIAL BRANDS	0,410211246	ASR NEDERLAND	0,409376374
173	ICTL.HTLS.GP.	0,4093	PERSIMMON	0,410157999	UCB	0,409337379
174	SVENSKA CELLULOSA	0,4093	KNORR BREMSE	0,40973435	PERSIMMON	0,409227739
175	NORSK HYDRO	0,4091	NOVO NORDISK 'B'	0,409474867	KERRY GROUP 'A'	0,409062226
176	BRITISH AMERICAN TOBACCO	0,4089	HUHTAMAKI	0,409306188	DASSAULT SYSTEMES	0,408789971
177	SODEXO	0,4088	LOGITECH 'R'	0,409202125	FLSMIDTH AND B	0,408731196
178	ELIS	0,4083	BUCHER INDUSTRIES	0,408926687	MONCLER	0,408605277
179	KNORR BREMSE	0,4080	MONCLER	0,408676023	BUCHER INDUSTRIES	0,408471912
180	HEINEKEN	0,4079	HELVETIA HOLDING N	0,40857847	HEIDELBERG MATERIALS	0,408368937
181	AURUBIS	0,4074	AURUBIS	0,408468956	UNILEVER (UK)	0,408239127
182	HEIDELBERG MATERIALS	0,4072	INFRASTRUTTURE WIRELESS	0,408281918	LONDON STOCK EXCHANGE	0,40804733
183	TOTALENERGIES	0,4065	GLENCORE	0,4077054	TUI N	0,408018251
184	BRITISH LAND	0,4065	ACCIONA	0,407687644	CARREFOUR	0,408000283
185	HENKEL PREFERENCE	0,4065	BOLIDEN ORD SHS	0,40765448	ALTEN	0,407970638
186	ENGIE	0,4061	ELIS	0,407652309	HELVETIA HOLDING N	0,407728754
187	ELECTROLUX B	0,4060	EPIROC A	0,407509256	SCHRODERS	0,407702848
188	A2A	0,4057	HUSQVARNA B	0,407480941	VALMET	0,407655567
189	PHOENIX GROUP HDG. BERKELEY GROUP	0,4055	TELECOM ITALIA	0,407279988	EPIROC A	0,407330679
190	HOLDINGS	0,4054	CARREFOUR	0,407076711	ELECTROLUX B	0,407151684
191	CLARIANT	0,4051	BRITISH LAND	0,406394622	RIO TINTO	0,407089633
192	VALLOUREC	0,4048	NN GROUP	0,406231469	CASTELLUM	0,406915658
193	FLSMIDTH AND B	0,4046	BERKELEY GROUP HOLDINGS	0,40562756	TELECOM ITALIA	0,406911617
194	TELEFONICA	0,4046	HEINEKEN	0,405603711	BAYER	0,406314647
195	ADP	0,4045	VALMET	0,405427285	GJENSIDIGE FORSIKRING	0,406015595

196	HUHTAMAKI	0,4043	L AIR LQE.SC.ANYME. POUR	0,405273582	ALFA LAVAL	0,406001798
197	SCHINDLER 'P'	0,4042	ENGIE	0,404923722	LEONARDO	0,40599447
198	INFRASTRUTTURE WIRELESS	0,4040	ELECTROLUX B	0,404806725	SWISSCOM 'R'	0,405522258
199	LANXESS	0,4039	GJENSIDIGE FORSIKRING	0,404718054	DEUTSCHE TELEKOM	0,405192215
200	LEONARDO	0,4037	SSAB B	0,404707131	ACCIONA	0,405177042
201	UCB	0,4032	COFINIMMO	0,404702846	ANHEUSER BUSCH INBEV	0,405141065
202	SGS 'N'	0,4028	TOTALENERGIES	0,404587968	KNORR BREMSE	0,405102981
203	SOPRA STERIA GROUP	0,4027	CARLSBERG B	0,404517776	BERKELEY GROUP HOLDINGS	0,405064676
204	ROLLS ROYCE HOLDINGS	0,4025	HEIDELBERG MATERIALS	0,404488379	ENGIE	0,40490389
205	DEUTSCHE LUFTHANSA	0,4023	VALLOUREC	0,404355606	HEINEKEN	0,404834529
206	WIENERBERGER	0,4023	LANXESS	0,404258029	TRELLEBORG B	0,404769549
207	ANGLO AMERICAN	0,4022	TALANX AKTGSF.	0,403957739	REPLY	0,404608843
208	GLENCORE	0,4022	LEONARDO	0,403954897	SNAM	0,404528843
209	NOVOZYMES B	0,4021	SANDVIK	0,403557979	COFINIMMO	0,404424556
210	HELVETIA HOLDING N	0,4019	DSM FIRMENICH	0,403434833	HENKEL PREFERENCE	0,404061841
211	EVONIK INDUSTRIES	0,4019	LAGERCRANTZ GROUP B	0,403434407	GECINA	0,403422343
212	MARKS & SPENCER GROUP	0,4019	KLEPIERRE REIT	0,403321748	CLARIANT	0,403154588
213	GJENSIDIGE FORSIKRING	0,4018	NOVOZYMES B	0,403100135	WORLDLINE	0,403110283
214	TIETOEVRY	0,4018	FLSMIDTH AND B	0,403043062	ANGLO AMERICAN	0,403077453
215	WORLDLINE	0,4018	SULZER 'R'	0,40303297	COVESTRO	0,403000064
216	NATIONAL GRID	0,4017	EVONIK INDUSTRIES	0,40302497	LANXESS	0,402918243
217	SULZER 'R'	0,4017	SCHINDLER 'P'	0,402983128	NN GROUP	0,402901334
218	ALTEN	0,4014	CLARIANT	0,402975545	TOTALENERGIES	0,4028127
219	STORA ENSO R	0,4014	HOWDEN JOINERY GP.	0,402923922	VALLOUREC	0,402658528
220	TELECOM ITALIA	0,4014	LEGAL & GENERAL	0,402607053	REPSOL YPF	0,402559164
221	EIFFAGE	0,4011	ADP	0,402582571	HALEON	0,402289048
222	TAYLOR WIMPEY	0,4011	KERRY GROUP 'A'	0,402160105	SANDOZ GROUP	0,402289048
223	CARREFOUR	0,4010	ALTEN	0,402038228	SCHINDLER 'P'	0,402154432
224	PRUDENTIAL	0,4006	REDEIA CORPORACION	0,401985404	SULZER 'R'	0,402096507
225	KLEPIERRE REIT	0,4004	MARKS & SPENCER GROUP	0,401904855	OMV	0,401957645
226	EPIROCA	0,4004	ORION B	0,401839769	NKT	0,401382545
227	LEGAL & GENERAL	0,4003	EIFFAGE	0,401793336	REDEIA CORPORACION	0,401237416
228	AXA	0,4001	WIENERBERGER	0,401666982	EVONIK INDUSTRIES	0,401195353
229	WEIR GROUP	0,3996	SGS 'N'	0,401638076	SIEMENS HEALTHINEERS	0,401184884
230	PARTNERS GROUP HOLDING	0,3994	UCB	0,40161494	SOPRA STERIA GROUP	0,401090617
231	SPECTRIS	0,3992	SOPRA STERIA GROUP	0,401226087	TERNA RETE ELETTRICA NAZ	0,401089453
232	ANDRITZ	0,3991	TERNA RETE ELETTRICA NAZ	0,401207341	DEUTSCHE LUFTHANSA	0,400959809
233	BT GROUP	0,3989	SVENSKA CELLULOSA	0,401129388	UNIBAIL RODAMCO WE	0,400659678
234	GRIFOLS ORD CL A	0,3989	HERA	0,401114741	VERALLIA	0,400532953

235	COFINIMMO	0,3988	CHRISTIAN DIOR	0,401080162	TIETOEVRY	0,400471707
236	ANHEUSER BUSCH INBEV	0,3988	VERALLIA	0,400619775	CHRISTIAN DIOR	0,400450339
237	BIOMERIEUX	0,3987	NKT	0,400288823	YARA INTERNATIONAL	0,400359227
238	BRENNTAG	0,3982	TIETOEVRY	0,400217824	BEIERSDORF	0,400229868
239	UNIBAIL RODAMCO WE	0,3982	CASTELLUM	0,400060679	VONOVIA	0,400157403
240	HERA	0,3978	SODEXO	0,399826685	GLENCORE	0,399855618
241	KPN KON	0,3978	DEUTSCHE LUFTHANSA	0,399447879	LAGERCRANTZ GROUP B	0,399847338
242	TRAVIS PERKINS	0,3977	AXA	0,399021749	DSM FIRMENICH	0,399841562
243	MTU AERO ENGINES HLDG.	0,3976	THE SWATCH GROUP	0,39898018	MYCRONIC	0,399841291
244	AGEAS (EX FORTIS)	0,3974	INFINEON TECHNOLOGIES	0,398836733	GALP ENERGIA SGPS B	0,399678367
245	SEGRO	0,3973	COVESTRO	0,398655548	EIFFAGE	0,399567847
246	KERRY GROUP 'A'	0,3973	GRIFOLS ORD CL A	0,398597458	SALMAR	0,399555932
247	HEXPOL B	0,3971	JERONIMO MARTINS	0,39856513	INFINEON TECHNOLOGIES	0,399506724
248	GETLINK	0,3966	AENA SME	0,398521492	SONOVA N	0,399467466
249	TERNA RETE ELETTRICA NAZ	0,3963	ANHEUSER BUSCH INBEV	0,398409761	KGHM	0,399444136
250	CHRISTIAN DIOR	0,3963	WEIR GROUP	0,398268122	HOWDEN JOINERY GP.	0,399273865
251	REDEIA CORPORACION	0,3963	PRUDENTIAL	0,39797826	SODEXO	0,399204845
252	SHAFTESBURY CAPITAL	0,3961	DEUTSCHE BOERSE	0,397916413	EUROFINS SCIEN.	0,399116747
253	EURONEXT	0,3961	UNIBAIL RODAMCO WE	0,397772567	SHELL	0,399050555
254	GLAXOSMITHKLINE	0,3960	SHAFTESBURY CAPITAL	0,397480334	THE SWATCH GROUP	0,399027823
255	HOWDEN JOINERY GP.	0,3959	BRENNTAG	0,397427307	AAK	0,39900675
256	EQUINOR	0,3959	SIEMENS HEALTHINEERS	0,397052988	NORSK HYDRO	0,399006587
257	GIVAUDAN 'N'	0,3959	HALEON	0,39694101	KPN KON	0,398718345
258	BANCA MEDIOLANUM	0,3958	SANDOZ GROUP	0,39694101	AURUBIS	0,398594683
259	DAVIDE CAMPARI MILANO	0,3957	GLAXOSMITHKLINE	0,396809656	MARKS & SPENCER GROUP	0,398585196
260	THE SWATCH GROUP	0,3956	KPN KON	0,396750822	VOESTALPINE	0,39849766
261	VESTAS WINDSYSTEMS	0,3955	GLANBIA	0,39667036	AXA	0,398382022
262	INFINEON TECHNOLOGIES	0,3954	HENKEL PREFERENCE	0,396625145	NOVOZYMES B	0,39830642
263	ORION B	0,3953	VOESTALPINE	0,396285443	SHAFTESBURY CAPITAL	0,39785925
264	SNAM	0,3952	SONOVA N	0,396275372	ENAGAS	0,397653501
265	SAMPO A	0,3952	GETLINK	0,396250966	DEUTSCHE BOERSE	0,397553838
266	ARCELORMITTAL	0,3951	ENAGAS	0,396112199	VERBUND	0,397550035
267	LATOUR INVESTMENT B	0,3950	DAVIDE CAMPARI MILANO	0,395816916	HEXPOL B	0,397141515
268	BELIMO N	0,3948	YARA INTERNATIONAL	0,395770876	AKZO NOBEL	0,397063224
269	VERALLIA	0,3948	HEXPOL B	0,395722895	ADP	0,397060965
270	VIDRALA	0,3948	GIVAUDAN 'N'	0,395485323	NESTE	0,396877953
271	BOLIDEN ORD SHS	0,3947	BANCA MEDIOLANUM	0,39543587	BANCA MEDIOLANUM	0,396741179
272	NEOEN	0,3947	MTU AERO ENGINES HLDG.	0,395334759	GREGGS	0,396631961
273	CASTELLUM	0,3943	WISE A	0,395324184	BRENNTAG	0,396431251
274	BELLWAY	0,3941	EQT	0,395144461	BOLIDEN ORD SHS	0,396414578

275	NKT	0,3937	GREGGS	0,395135561	INTERNATIONAL	0,396373596
276	GEA GROUP	0,3935	INTERNATIONAL	0,395133361	CRANSWICK	0,396115566
277	JERONIMO MARTINS	0,3933	D IETEREN GROUP	0,395116302	SVENSKA CELLULOZA	0,396062107
278	ENAGAS	0,3930	NATIONAL GRID	0,395053416	BASF	0,395901292
279	NESTE	0,3922	GENMAB	0,394951038	TATE & LYLE	0,395853509
280	ASML HOLDING	0,3922	EURONEXT	0,39485457	CAPGEMINI	0,395714567
281	CARGOTEC B	0,3921	VIDRALA	0,394843663	D IETEREN GROUP	0,395635273
282	INTERNATIONAL	0,3917	VERBUND	0,394651603	BRITISH LAND	0,395550407
283	CAPGEMINI	0,3917	MYCRONIC	0,394438353	JDE PEET S	0,395225589
284	COVESTRO	0,3916	CAPGEMINI	0,394427678	KLEPIERRE REIT	0,395190967
285	TATE & LYLE	0,3916	STOREBRAND	0,393893145	BARRY CALLEBAUT	0,395175059
286	BAKKAFROST	0,3912	BELIMO N	0,393594449	AENA SME	0,395097423
287	FRESENIUS MED.CARE	0,3909	ENI	0,393513294	WIENERBERGER	0,394849289
288	HANNOVER RUECK	0,3908	BELLWAY	0,393324693	GLANBIA	0,394827258
289	BASF	0,3907	ROLLS ROYCE HOLDINGS	0,393286931	PRUDENTIAL	0,394781671
290	ESSILORLUXOTTICA	0,3904	AKZO NOBEL	0,393181866	VESTAS WINDSYSTEMS	0,39466257
291	REPSOL YPF	0,3902	LONDONMETRIC PROPERTY	0,393042894	WISE A	0,394618147
292	PEARSON	0,3901	SAMPO A	0,393033244	KION GROUP	0,394566706
293	KEMIRA	0,3901	REPSOL YPF	0,392939272	TRAVIS PERKINS	0,394402317
294	ENI	0,3899	SEGRO	0,392816297	VIDRALA	0,394398516
295	GALP ENERGIA SGPS B	0,3897	ASML HOLDING	0,392778975	EURONEXT	0,394376888
296	AXFOOD	0,3896	VONOVIA	0,392193342	EQT	0,394194413
297	UNITE GROUP	0,3894	ESSITY B	0,392065452	BE SEMICONDUCTOR	0,393920873
298	AKZO NOBEL	0,3893	E ON N	0,391992027	GLAXOSMITHKLINE	0,393868668
299	NATURGY ENERGY	0,3892	KGHM	0,391829767	L AIR LQE.SC.ANYME. POUR	0,393825447
300	WISE A	0,3890	BT GROUP	0,391712809	DAVIDE CAMPARI MILANO	0,393751026
301	OERSTED	0,3889	TRAVIS PERKINS	0,391615374	FRESENIUS MED.CARE	0,393565959
302	BEIERSDORF	0,3883	RECORDATI INDUA.CHIMICA	0,391554404	GEA GROUP	0,393472914
303	SMITH (DS)	0,3880	CARGOTEC B	0,391382449	RWE	0,393392293
304	BALFOUR BEATTY	0,3879	GEA GROUP	0,391296075	BELIMO N	0,393156804
305	NN GROUP	0,3879	BASF	0,391197649	BP	0,393010797
306	LONDONMETRIC PROPERTY	0,3878	LPP	0,391192253	BELLWAY	0,392933585
307	HOCHTIEF	0,3873	BAKKAFROST	0,391153677	BT GROUP	0,392816844
308	GLANBIA	0,3872	VESTAS WINDSYSTEMS	0,390911376	SIEMENS ENERGY N	0,392604555
309	BP	0,3868	TATE & LYLE	0,390850762	SMITH (DS)	0,392588455
310	GREGGS	0,3866	AZELIS GROUP	0,390845969	MTU AERO ENGINES HLDG.	0,392574084
311	ENDESA	0,3864	ADDTECH B	0,390845497	SAMPO A	0,392510447
312	ASM INTERNATIONAL	0,3864	NESTE	0,390827666	ROLLS ROYCE HOLDINGS	0,392347418
313	KGHM	0,3863	HANNOVER RUECK	0,39081259	AIXTRON	0,392277691
314	SAAB B	0,3862	CRANSWICK	0,390771967	BAKKAFROST	0,392265658
315	VOESTALPINE	0,3857	ASM INTERNATIONAL	0,390657811	SOITEC	0,392217337

316	YARA INTERNATIONAL	0,3857	SOITEC	0,390588404	ASML HOLDING	0,392141874
317	KESKO B	0,3856	SPECTRIS	0,39052482	ENI	0,391819087
318	VERBUND	0,3856	ESSILORLUXOTTICA	0,3901572	SSAB B	0,391492643
319	NEXT	0,3851	HOCHTIEF	0,390114164	CARGOTEC B	0,390562172
320	CRANSWICK	0,3847	PRYSMIAN	0,39008794	RECORDATI INDUA.CHIMICA	0,390340608
321	SONOVA N	0,3846	PEARSON	0,389896938	LPP	0,390337324
322	AZELIS GROUP	0,3845	ARCELORMITTAL	0,38947041	HOCHTIEF	0,389855473
323	ADDETECH B	0,3845	NEXI	0,389361697	GETLINK	0,389119411
324	SIEMENS HEALTHINEERS	0,3844	SNAM	0,389179007	E ON N	0,389022086
325	INTL.CON.S.AIRL.GP.	0,3842	ROTORK	0,389161802	PRYSMIAN	0,388866923
326	KONECRANES	0,3839	TAYLOR WIMPEY	0,389090063	SPECTRIS	0,38881887
327	VODAFONE GROUP	0,3838	BEIERSDORF	0,38907611	DERWENT LONDON	0,38864712
328	VONOVIA	0,3836	KEMIRA	0,388556182	BC VAUD N	0,388341907
329	ISS	0,3835	EUROFINS SCIEN.	0,388356201	COMPASS GROUP	0,388277282
330	KION GROUP	0,3833	GALP ENERGIA SGPS B	0,38817484	POSTE ITALIANE	0,388163789
331	THALES	0,3833	NATURGY ENERGY	0,388057224	NEXT	0,388114059
332	ORLEN	0,3832	AAK	0,387960196	LONDONMETRIC PROPERTY	0,387959324
333	ELISA	0,3831	THULE GROUP	0,387914947	HOLCIM	0,387723741
334	VOLVO CAR B	0,3831	DERWENT LONDON	0,387885229	PANDORA	0,387686823
335	AENA SME	0,3830	OERSTED	0,387789251	EDP ENERGIAS DE PORTUGAL	0,387641089
336	HOLCIM	0,3829	NEXT	0,387748698	AXFOOD	0,387474666
337	FRESENIUS	0,3828	FRESENIUS MED.CARE	0,387671963	THULE GROUP	0,387338839
338	AMADEUS IT GROUP	0,3826	SMITH (DS)	0,387662879	IBERDROLA	0,387313975
339	PROSUS N	0,3824	BALFOUR BEATTY UNITED UTILITIES GROUP	0,387386091 0,387116473	AZELIS GROUP	0,38725692
340	HEMNET GROUP	0,3824	AXFOOD	0,387081819	HOLMEN B	0,387208833
341	THULE GROUP	0,3824	THALES	0,386980999	SSE	0,387056887
342	IBERDROLA	0,3822	CEMBRA MONEY BANK N ORD	0,386977183	ALK ABELLO B	0,387051894
343	BE SEMICONDUCTOR	0,3822	PANDORA	0,38642047	TECHNIP ENERGIES	0,387010034
344	SIEGFRIED 'R'	0,3821	BIOMERIEUX	0,386021509	BALFOUR BEATTY	0,386991785
345	SHELL	0,3820	RUBIS	0,385378411	SMITHS GROUP	0,38695224
346	CENTRICA	0,3816	MOWI	0,385056211	UNITED UTILITIES GROUP	0,3868187
347	DASSAULT AVIATION	0,3816	SAAB B	0,385014891	CEMBRA MONEY BANK N ORD	0,386612383
348	RWE	0,3814	VOLVO CAR B	0,384970259	RATIONAL	0,386546187
349	MYCRONIC	0,3814	RICHEMONT N	0,38494529	BUREAU VERITAS	0,386495684
350	SPIRAX GROUP	0,3814	DASSAULT AVIATION	0,384543661	SEGRO	0,38619159
351	OMV	0,3811	DEUTSCHE POST	0,383985582	ARCELORMITTAL	0,386184587
352	HOLMEN B	0,3811	HERMES INTL.	0,383859526	DEUTSCHE POST	0,386125133
353	BUREAU VERITAS	0,3810	BP	0,383595515	BIOMERIEUX	0,385785271
354	HERMES INTL. L AIR LQE.SC.ANYME. POUR	0,3809 0,3808	KUEHNE UND NAGEL	0,383484418	SPIRAX GROUP	0,385777032
355					PEARSON	0,385721441

356	ACS ACTIV.CONSTR.Y SERV.	0,3808	CARL ZEISS MEDITEC	0,383434616	GBL NEW	0,38559748
357	ESSITY B	0,3807	VINCI	0,383156231	NATURGY ENERGY	0,38553914
358	WOLTERS KLUWER	0,3807	VODAFONE GROUP	0,383102108	DASSAULT AVIATION	0,385454048
359	LAGERCRANTZ GROUP B	0,3806	HOLCIM	0,38298811	RIGHTMOVE	0,38514526
360	DSM FIRMENICH	0,3806	ELEKTA B	0,382879395	RICHEMONT N	0,384872552
361	LA FRANCAISE DES JEUX	0,3805	FRESENIUS	0,382777909	CENTRICA	0,384761609
362	PRYSMIAN	0,3805	SHELL	0,382728745	SGS 'N'	0,384636741
363	VINCI	0,3802	INTL.CONS.AIRL.GP.	0,38272564	VINCI	0,384575509
364	DEUTSCHE BOERSE	0,3800	KONECRANES	0,382632898	INFICON	0,384551991
365	GALENICA SANTE	0,3800	IVECO GROUP	0,382412906	LEGAL & GENERAL	0,384454022
366	TECHNIP ENERGIES	0,3800	DAIMLER TRUCK HOLDING E	0,382412832	BOLLORE	0,384227267
367	BALOISE HOLDING	0,3799	SIEGFRIED 'R'	0,382412113	GIVAUDAN 'N'	0,384152646
368	FORTUM	0,3798	TECAN 'R'	0,382272448	ITALGAS	0,384120567
369	MOWI	0,3798	ENDESA	0,382217999	GETINGE B	0,384071944
370	RICHEMONT N	0,3793	KION GROUP	0,382073649	TELE2 B	0,383914241
371	HALEON	0,3789	BE SEMICONDUCTOR	0,381901967	MOWI	0,383762479
372	SANDOZ GROUP	0,3789	ANTOFAGASTA	0,381827187	TAYLOR WIMPEY	0,383754144
373	VIVENDI	0,3788	VIVENDI	0,381570794	ELIA GROUP	0,383753095
374	EDP RENOVAVEIS	0,3786	SMITHS GROUP	0,381535848	ARCADIS	0,383408739
375	RECORDATI INDUA.CHIMICA	0,3785	CENTRICA	0,381431739	EDP RENOVAVEIS	0,383401523
376	KUEHNE UND NAGEL	0,3785	ACS ACTIV.CONSTR.Y SERV.	0,381298905	GERRESHEIMER	0,383137082
377	PKO BANK	0,3784	OMV	0,381162502	FRESENIUS	0,383096843
378	HIKMA PHARMACEUTICALS	0,3784	ORLEN	0,381064071	ELEKTA B	0,382690546
379	DAIMLER TRUCK HOLDING E	0,3781	UNIVERSAL MUSIC GROUP	0,380917473	AMADEUS IT GROUP	0,382474681
380	IVECO GROUP	0,3781	BALOISE HOLDING	0,38090147	NATIONAL GRID	0,382356434
381	TELENOR	0,3778	RENTOKIL INITIAL	0,380900438	CARL ZEISS MEDITEC	0,382321096
382	SAIPEM	0,3776	DRAX GROUP	0,380820478	ENEL	0,382262655
383	GENMAB	0,3776	KESKO B	0,38080049	KONECRANES	0,382179134
384	TELIA COMPANY	0,3774	TECHNIP ENERGIES	0,380686606	INTL.CONS.AIRL.GP.	0,382052481
385	STOREBRAND	0,3771	ALK ABELLO B	0,380651359	MUNTERS GROUP	0,381871176
386	A P MOLLER MAERSK B	0,3769	PROSUS N	0,380506323	VOLVO CAR B	0,381839522
387	PANDORA	0,3766	HEMNET GROUP	0,380501592	SIEGFRIED 'R'	0,381784729
388	FASTIGHETS BALDER B	0,3765	JDE PEET S	0,38047213	SAAB B	0,381679604
389	AEDIFICA	0,3764	BARRATT REDROW	0,380470925	ENTAIN	0,381555114
390	RENTOKIL INITIAL	0,3763	IBERDROLA	0,380391873	RENTOKIL INITIAL	0,381531181
391	DEUTSCHE POST	0,3762	SPIRAX GROUP	0,380371113	SAIPEM	0,381519361
392	BOUYGUES	0,3760	BUREAU VERITAS	0,380079674	KESKO B	0,381129534
393	E ON N	0,3756	SAIPEM	0,379930622	BALOISE HOLDING	0,381025923
394	UNIVERSAL MUSIC GROUP	0,3751	LA FRANCAISE DES JEUX	0,379793682	LA FRANCAISE DES JEUX	0,380810805
395	UNITED UTILITIES GROUP	0,3751	MUNTERS GROUP	0,379787774	ISS	0,380732622

396	ANTOFAGASTA	0,3750	TELIA COMPANY	0,379606186	ACS ACTIV.CONSTR.Y SERV.	0,380655796
397	TECAN 'R'	0,3747	ISS	0,379444715	RS GROUP	0,380593475
398	DERWENT LONDON	0,3746	GETINGE B	0,379270057	ORLEN	0,380206781
399	INTERTEK GROUP	0,3744	COMPASS GROUP	0,379166622	AEDIFICA	0,380200994
400	GETINGE B	0,3741	RS GROUP	0,379141707	BARRATT REDROW	0,380150078
401	COMPASS GROUP	0,3738	HOLMEN B	0,378770912	EDENRED	0,380001658
402	BARRATT REDROW	0,3738	AMADEUS IT GROUP	0,378768221	DAIMLER TRUCK HOLDING E	0,379989202
403	SOITEC	0,3738	RWE	0,378517704	IVECO GROUP	0,379987582
404	SSE	0,3737	HIKMA PHARMACEUTICALS	0,378451914	UNITE GROUP	0,379771404
405	INFORMA	0,3735	INTERTEK GROUP	0,378230678	RUBIS	0,379748132
406	DCC	0,3733	AEDIFICA	0,378165661	KEMIRA	0,379200794
407	SPIE	0,3731	EDENRED	0,378095697	DRAX GROUP	0,379046242
408	EDP ENERGIAS DE PORTUGAL	0,3730	PKO BANK	0,377847642	ASM INTERNATIONAL	0,378760139
409	SYMRISE	0,3728	COLOPLAST B	0,377833717	BACHEM HOLDING	0,378641798
410	EDENRED	0,3726	BRUNELLO CUCINELLI	0,377768121	ESSILORLUXOTTICA	0,37856152
411	BRUNELLO CUCINELLI	0,3723	UNITE GROUP	0,377513017	KUEHNE UND NAGEL	0,378540224
412	COLOPLAST B	0,3722	A P MOLLER MAERSK B	0,377427368	ADDTECH B	0,378512516
413	SALMAR	0,3721	INFORMA	0,377252314	LATOUR INVESTMENT B	0,378347844
414	RATIONAL	0,3720	FORTUM	0,377088609	HALMA	0,378302448
415	WIHLBORGS FASTIGHETER	0,3719	GALENICA SANTE	0,377025901	TELIA COMPANY	0,378291079
416	TOMRA SYSTEMS	0,3718	FASTIGHETS BALDER B	0,376924839	FASTIGHETS BALDER B	0,378136947
417	AAK	0,3717	EQUINOR	0,376446766	THALES	0,378126828
418	TENARIS	0,3716	WOLTERS KLUWER	0,376350266	INFORMA	0,377774292
419	BOLLORE	0,3715	EDP RENOVAVEIS	0,376214971	TENARIS	0,37774045
420	BAE SYSTEMS	0,3713	TELE2 B	0,375869031	INTERTEK GROUP	0,377565621
421	SARTORIUS SHS.PREF.	0,3711	GERRESHEIMER	0,375680715	GALENICA SANTE	0,377564312
422	GERRESHEIMER	0,3711	TENARIS	0,375621339	COLOPLAST B	0,377548686
423	FERRARI	0,3709	RHEINMETALL	0,374570965	RHEINMETALL	0,377289503
424	LIFCO B	0,3708	ELISA	0,374494693	PKO BANK	0,377170836
425	BURBERRY GROUP	0,3707	SPIE	0,373807876	VIVENDI	0,377153226
426	SIEMENS ENERGY N	0,3706	SUBSEA 7	0,373139523	NEXI	0,377135876
427	ENEL	0,3704	FERRARI	0,372824117	EQUINOR	0,377133617
428	SAGAX B	0,3702	SALMAR	0,372815135	BRUNELLO CUCINELLI	0,377063746
429	RUBIS	0,3697	ENEL	0,372759343	ALLEGRO	0,376874571
430	RS GROUP	0,3688	HEXAGON B	0,372390651	DKSH HOLDING	0,376157197
431	RHEINMETALL	0,3684	SYMRISE	0,372317177	WOLTERS KLUWER	0,376127585
432	MILLICOM INTL.CELU. SDR	0,3679	BURBERRY GROUP	0,372193258	ENDESA	0,375963013
433	ALLFUNDS GROUP	0,3678	SSE	0,372069682	BURBERRY GROUP	0,375016102
434	ELEKTA B	0,3677	DKSH HOLDING	0,372042348	ANTOFAGASTA	0,374608285
435	SFS GROUP	0,3672	INPOST	0,371650469	JOHNSON MATTHEY	0,374408084
436	DRAX GROUP	0,3672	RATIONAL	0,371616117	ESSITY B	0,374150361

437	KONINKLIJKE AHOLD	0,3668	SAINSBURY J	0,371591159	SUBSEA 7	0,37356731
438	JOHNSON MATTHEY	0,3666	EDP ENERGIAS DE PORTUGAL	0,371440826	ROYAL UNIBREW	0,37349666
439	TAG IMMOBILIEN	0,3663	ARCADIS	0,371014662	HEXAGON B	0,373293788
440	MELROSE INDUSTRIES	0,3661	LATOUR INVESTMENT B	0,370649638	SPIE	0,372964646
441	SMITHS GROUP	0,3660	BAE SYSTEMS	0,370588565	WAREHOUSES DE PAUW	0,372963186
442	SAINSBURY J	0,3658	BOLLORE	0,370580779	FERRARI	0,37240929
443	TELEPERFORMANCE	0,3651	TAG IMMOBILIEN	0,370513616	BAE SYSTEMS	0,372367152
444	SAFRAN	0,3651	SIEMENS ENERGY N	0,370494378	VISCOFAN	0,372109374
445	TELE2 B	0,3649	ACKERMANS & VAN HAAREN	0,369306033	AZIMUT HOLDING	0,372089772
446	IMCD GROUP	0,3648	HALMA	0,369188232	ROTORK	0,371761765
447	LUNDBERGFÖRETAGEN B	0,3640	AZIMUT HOLDING	0,368466228	TAG IMMOBILIEN	0,371277778
448	INPOST	0,3633	TOMRA SYSTEMS	0,368247085	HIKMA PHARMACEUTICALS	0,371201197
449	EMS CHEMIE 'N'	0,3629	KONINKLIJKE AHOLD	0,368208463	OERSTED	0,371163885
450	K S N	0,3628	LUNDBERGFÖRETAGEN B	0,36816136	TELENOR	0,370859098
451	VISTRY GROUP	0,3627	ROYAL UNIBREW	0,368020236	SAINSBURY J	0,369893583
452	DSV	0,3624	NEMETSCHEK	0,367786416	ALLFUNDS GROUP	0,369873252
453	FLUGHAFEN ZÜRICH	0,3623	EMS CHEMIE 'N'	0,367306695	SARTORIUS SHS.PREF.	0,369813386
454	MERLIN PROPERTIES REIT	0,3618	MILLICOM INTL.CELU. SDR	0,366780799	QINETIQ GROUP	0,369605093
455	GRAFTON GROUP	0,3618	SARTORIUS SHS.PREF.	0,366702647	FORTUM	0,369312907
456	WPP	0,3608	ALLFUNDS GROUP	0,366579141	INVESTOR B	0,369121283
457	EUROFINS SCIEN.	0,3604	WIHLBORGS FASTIGHETER	0,36652296	ELISA	0,369063355
458	AIXTRON	0,3600	TELENOR	0,366116284	SYMRISE	0,369023956
459	FUGRO C	0,3592	SFS GROUP	0,366021881	DSV	0,368552952
460	ELIA GROUP	0,3589	JOHNSON MATTHEY	0,36586048	SEVERN TRENT	0,368442493
461	SEVERN TRENT	0,3588	EVOLUTION	0,364778811	NEMETSCHEK	0,367844134
462	BEIJER REF B	0,3588	DCC	0,364524678	ACKERMANS & VAN HAAREN	0,367788382
463	NEXI	0,3585	FLUGHAFEN ZÜRICH	0,364381218	INDUTRADE	0,367563666
464	POSTE ITALIANE	0,3585	GBL NEW	0,364373843	LUNDBERGFÖRETAGEN B	0,367506708
465	CARL ZEISS MEDITEC	0,3582	IMCD GROUP	0,36418523	EMS CHEMIE 'N'	0,366856216
466	LPP	0,3581	GN STORE NORD	0,36407578	TOMRA SYSTEMS	0,36654541
467	SES FDR (LUX)	0,3576	SAFRAN	0,363911894	INFRASTRUTTURE WIRELESS	0,365861645
468	INFICON	0,3573	WAREHOUSES DE PAUW	0,363806872	WIHLBORGS FASTIGHETER	0,365497864
469	ALKABELLO B	0,3571	WPP	0,363773151	MILLICOM INTL.CELU. SDR	0,365408733
470	HALMA	0,3568	SWEDISH ORPHAN BIOVITRUM	0,363719668	SWISS PRIME SITE	0,365268257
471	ACKERMANS & VAN HAAREN	0,3566	SWISS PRIME SITE	0,363370311	DCC	0,365071536
472	FUCHS PREF.	0,3554	MERLIN PROPERTIES REIT	0,362944832	GN STORE NORD	0,364810749
473	BUZZI	0,3551	VISTRY GROUP	0,362299849	IMCD GROUP	0,364808106
474	NEMETSCHEK	0,3546	MELROSE INDUSTRIES	0,362106745	WALLENSTAM B	0,363827034
475	ROYAL UNIBREW	0,3543	DSV	0,362054066	VISTRY GROUP	0,363770117

476	JD SPORTS FASHION	0,3543	TELEPERFORMANCE	0,361938302	FLUGHAFEN ZURICH	0,363523696
477	GTT	0,3540	K S N	0,361241971	TECAN 'R'	0,363456615
478	SWISS PRIME SITE	0,3536	WALLENSTAM B	0,361096735	TEMENOS N	0,362916559
479	FERROVIAL	0,3534	GRAFTON GROUP	0,360911173	A P MOLLER MAERSK B	0,362852677
480	OCADO GROUP	0,3532	ZEALAND PHARMA	0,360823951	AKER BP	0,36269325
481	TESCO	0,3531	ENTAIN	0,360721945	SAFRAN	0,362603091
482	ZEALAND PHARMA	0,3527	BOUYGUES	0,360658156	SFS GROUP	0,362555737
483	AKER BP	0,3527	AIXTRON	0,359824511	SAFESTORE HOLDINGS	0,362257532
484	TEMENOS N	0,3523	INFICON	0,359562524	GRAFTON GROUP	0,362123404
485	PUBLICIS GROUPE	0,3520	FUGRO C	0,359347796	ZEALAND PHARMA	0,361869683
486	SMITH & NEPHEW	0,3518	SEVERN TRENT	0,358729459	DELIVERY HERO	0,3614472
487	INDUTRADE	0,3516	INDUTRADE	0,35856707	SWEDISH ORPHAN BIOVITRUM	0,361067708
488	ASHTAD GROUP	0,3512	POSTE ITALIANE	0,358542206	KONINKLIJKE AHOLD	0,360557479
489	QINETIQ GROUP	0,3510	ITALGAS	0,3581935	BOUYGUES	0,36027627
490	BECHTLE	0,3510	TEMENOS N	0,358183199	WPP	0,360255146
491	HEXAGON B	0,3509	ELIA GROUP	0,358061625	FUGRO C	0,36009644
492	JYSKE BANK	0,3509	GTT	0,357918314	GTT	0,35998294
493	VISCOFAN	0,3488	BEIJER REF B	0,357861276	FUCHS PREF.	0,357765837
494	INDUSTRIVARDEN C	0,3482	AKER BP	0,357716384	BEIJER REF B	0,357383816
495	SUBSEA 7	0,3481	QINETIQ GROUP	0,357178998	SES FDR (LUX)	0,357152202
496	ADECCO GROUP	0,3479	SES FDR (LUX)	0,357177368	PUBLICIS GROUPE	0,356839891
497	SWEDISH ORPHAN BIOVITRUM	0,3477	REPLY	0,356544689	TESCO	0,356688959
498	PENNON GROUP	0,3477	PUBLICIS GROUPE	0,356535299	TELEPERFORMANCE	0,356678969
499	RIGHTMOVE	0,3473	TESCO	0,35588743	K S N	0,356325094
500	EVOLUTION	0,3473	JD SPORTS FASHION	0,355823965	EXPERIAN	0,355752228
501	INVESTOR B	0,3468	OCADO GROUP	0,355806056	FERROVIAL	0,355026982
502	DIRECT LINE IN.GROUP	0,3467	SAFESTORE HOLDINGS	0,355351068	BECHTLE	0,354758357
503	SKANSKA B	0,3467	FERROVIAL	0,355226599	MELROSE INDUSTRIES	0,354340966
504	ADMIRAL GROUP	0,3466	FUCHS PREF.	0,354960074	JD SPORTS FASHION	0,354012328
505	WALLENSTAM B	0,3464	BECHTLE	0,354676443	SCOUT24	0,352355196
506	SWECO B	0,3464	ALCON (SWX)	0,354315513	SWECO B	0,351485218
507	D IETEREN GROUP	0,3461	SCOUT24	0,352060663	MERLIN PROPERTIES REIT	0,351481107
508	SAFESTORE HOLDINGS	0,3459	INVESTOR B	0,351825692	OCI	0,351199454
509	ENTAIN	0,3458	ASHTAD GROUP	0,350686219	COMET HOLDINGS 'R'	0,351126544
510	SYDBANK	0,3454	BUZZI	0,350446986	OCADO GROUP	0,35075883
511	BACHEM HOLDING	0,3451	AMPLIFON	0,350311364	KINNEVIK B	0,3500752
512	BAVARIAN NORDIC	0,3440	SWECO B	0,349046034	ASHTAD GROUP	0,350019559
513	SCOUT24	0,3435	SMITH & NEPHEW	0,349020769	ADMIRAL GROUP	0,349426185
514	DELIVERY HERO	0,3432	VISCOFAN	0,348695469	BUZZI	0,349372003
515	ABRDN	0,3429	INDUSTRIVARDEN C	0,348614601	AMPLIFON	0,349341752
516	RANDSTAD	0,3425	RANDSTAD	0,34811076	SAGAX B	0,348616134
517	SARTORIUS STEDIM BIOTECH	0,3423	PENNON GROUP	0,347814062	RANDSTAD	0,34844275

518	BUNZL	0,3421	SKANSKA B	0,347153882	SMITH & NEPHEW	0,348035735
519	EXPERIAN	0,3420	EXPERIAN	0,347000532	SOFTCAT	0,347836567
520	GBL NEW	0,3418	ADMIRAL GROUP	0,346616559	INPOST	0,346492168
521	BC VAUD N	0,3418	RIGHTMOVE	0,346441151	ALCON (SWX)	0,346400359
522	ITALGAS	0,3415	BACHEM HOLDING	0,34625652	MAN GROUP	0,346252185
523	ROTORK	0,3413	ABRDN	0,345304047	SKANSKA B	0,34607046
524	TRYG	0,3407	BAVARIAN NORDIC	0,344638606	INDUSTRIVARDEN C	0,345639942
525	BEAZLEY	0,3404	DIRECT LINE IN.GROUP	0,344143944	DEMANT	0,345580937
526	DIASORIN	0,3396	EASYJET	0,343762916	PENNON GROUP	0,345045252
527	GN STORE NORD	0,3387	SYDBANK	0,343455581	BUNZL	0,345005391
528	HISCOX DI	0,3385	COMET HOLDINGS 'R'	0,343406671	EASYJET	0,343409867
529	CELLNEX TELECOM	0,3385	MAN GROUP	0,342590411	ADECCO GROUP	0,343317833
530	SAGE GROUP	0,3380	SARTORIUS STEDIM BIOTECH	0,342418237	EVOLUTION	0,343000802
531	SOFTCAT	0,3379	DELIVERY HERO	0,342412903	SYDBANK	0,342553533
532	B&M EUROPEAN VAL.RET.	0,3377	ADECCO GROUP	0,342394182	BAVARIAN NORDIC	0,342441369
533	KONGSBERG GRUPPEN	0,3371	FREENET	0,342304461	CONVATEC GROUP	0,342382905
534	EASYJET	0,3369	BUNZL	0,34187485	LEG IMMOBILIEN	0,342361013
535	MUNTERS GROUP	0,3366	OCI	0,341072551	FREENET	0,342358915
536	CEMBRA MONEY BANK N ORD	0,3365	CELLNEX TELECOM	0,34101464	HISCOX DI	0,342067599
537	BAWAG GROUP	0,3365	SAGAX B	0,340804818	COMPUTACENTER	0,341967107
538	LEG IMMOBILIEN	0,3359	BC VAUD N	0,34076706	CELLNEX TELECOM	0,341521232
539	HAYS	0,3356	COMPUTACENTER	0,340299821	ALLREAL HOLDING	0,341321219
540	RYANAIR HOLDINGS	0,3354	TRYG	0,339905822	KONGSBERG GRUPPEN	0,340338149
541	PSP SWISS PROPERTY AG	0,3344	HISCOX DI	0,339810704	BEAZLEY	0,340104643
542	DEMANT	0,3343	DIASORIN	0,339604909	DIRECT LINE IN.GROUP	0,339902667
543	SERCO GROUP	0,3325	KONGSBERG GRUPPEN	0,339445147	TRYG	0,339614066
544	WAREHOUSES DE PAUW	0,3323	B&M EUROPEAN VAL.RET.	0,339010874	LIFCO B	0,339444282
545	AUTO TRADER GROUP	0,3320	BEAZLEY	0,338824445	RYANAIR HOLDINGS	0,338760017
546	COMPUTACENTER	0,3317	ALLREAL HOLDING	0,338799689	B&M EUROPEAN VAL.RET.	0,3383102
547	IPSOS	0,3313	SERCO GROUP	0,338193941	NORDNET	0,338286777
548	OCI	0,3312	DINO POLSKA SA	0,338125326	TRITAX BIG BOX REIT	0,33825885
549	ST.JAMES'S PLACE ORD	0,3311	DEMANT	0,338086662	SERCO GROUP	0,338165698
550	DKSH HOLDING	0,3306	SOFTCAT	0,337097905	PSP SWISS PROPERTY AG	0,337500457
551	EURAZEO	0,3305	LEG IMMOBILIEN	0,336093494	DINO POLSKA SA	0,337372798
552	AVOLTA AG	0,3287	SAGE GROUP	0,33594306	CD PROJEKT	0,336682861
553	INTERPUMP GROUP	0,3272	PSP SWISS PROPERTY AG	0,335830189	STRAUMANN HLDG.	0,336584837
554	CD PROJEKT	0,3265	CONVATEC GROUP	0,335753165	SAGE GROUP	0,335681196
555	IG GROUP HOLDINGS	0,3262	HAYS	0,335621621	ITV	0,333151875
556	DINO POLSKA SA	0,3262	RYANAIR HOLDINGS	0,335432008	NEOEN	0,333139709
557	INTERMEDIATE CAPITAL GP.	0,3260	NEOEN	0,333959703	ARGENX	0,332998991

558	ITV	0,3257	ITV	0,332081785	HAYS	0,33299147
559	AZIMUT HOLDING	0,3252	IPSOS	0,33207603	ST.JAMES'S PLACE ORD	0,332695731
560	ARGENX	0,3245	LIFCO B	0,330842503	PROSUS N	0,332591334
561	CONVATEC GROUP	0,3240	ST.JAMES'S PLACE ORD	0,330225227	IPSOS	0,332176508
562	HARGREAVES LANSDOWN	0,3235	EURAZEO	0,32989799	SWISSQUOTE 'R'	0,331777516
563	SOFINA	0,3235	AVOLTA AG	0,329758053	INTERMEDIATE CAPITAL GP.	0,330256554
564	KINNEVIK B	0,3235	AMBU B	0,327734853	AMBU B	0,330092771
565	STRAUMANN HLDG.	0,3233	INTERPUMP GROUP	0,327581918	SARTORIUS STEDIM BIOTECH	0,329899503
566	DIPLOMA	0,3230	TRITAX BIG BOX REIT	0,327255518	AVOLTA AG	0,32954841
567	FREENET	0,3230	CD PROJEKT	0,326465713	HARGREAVES LANSDOWN	0,327555746
568	COMET HOLDINGS 'R'	0,3226	IG GROUP HOLDINGS	0,32600952	DIASORIN	0,327220935
569	ALLREAL HOLDING	0,3225	ARGENX	0,324766318	HEMNET GROUP	0,327187739
570	VAT GROUP	0,3218	KINNEVIK B	0,324605033	INTERPUMP GROUP	0,327148696
571	REPLY	0,3217	INTERMEDIATE CAPITAL GP.	0,324508414	ADYEN	0,326880583
572	CTS EVENTIM	0,3216	SECURITAS B	0,324272753	IG GROUP HOLDINGS	0,325333589
573	JUST EAT TAKEAWAY.COM	0,3210	STRAUMANN HLDG.	0,323788754	SECURITAS B	0,32327622
574	ARCADIS	0,3191	SOFINA	0,323787978	EXOR NV ORD	0,323118373
575	AVANZA BANK HOLDING	0,3188	EXOR NV ORD	0,323297485	EURAZEO	0,322813731
576	SWISSQUOTE 'R'	0,3188	HARGREAVES LANSDOWN	0,322979247	JUST EAT TAKEAWAY.COM	0,322387553
577	EXOR NV ORD	0,3186	AUTO TRADER GROUP	0,322586837	DIPLOMA	0,321866409
578	TRITAX BIG BOX REIT	0,3184	DIPLOMA	0,322397084	AUTO TRADER GROUP	0,321786263
579	MAN GROUP	0,3183	JUST EAT TAKEAWAY.COM	0,322327866	CTS EVENTIM	0,321736429
580	INCHCAPE	0,3172	CTS EVENTIM	0,321675385	SOFINA	0,321709893
581	AMBU B	0,3131	VAT GROUP	0,321213528	VAT GROUP	0,321516414
582	ALCON (SWX)	0,3115	GAMES WORKSHOP	0,318439524	GAMES WORKSHOP	0,318369968
583	GAMES WORKSHOP	0,3104	AVANZA BANK HOLDING	0,318169239	INCHCAPE	0,318348552
584	AMPLIFON	0,3101	SWISSQUOTE 'R'	0,318162923	AVANZA BANK HOLDING	0,317681448
585	BKW	0,3093	INCHCAPE	0,317547777	BKW	0,311217018
586	SECURITAS B	0,3047	BKW	0,30943285	SECTRA B	0,309512312
587	PORSCHE AML.HLDG.PREF.	0,3044	ADYEN	0,30532444	PORSCHE AML.HLDG.PREF.	0,304403726
588	FORTNOX AB	0,3014	PORSCHE AML.HLDG.PREF.	0,304566513	FORTNOX AB	0,301859681
589	SECTRA B	0,3011	FORTNOX AB	0,301957192	ABRDN	0,300927389
590	ADYEN	0,3011	SECTRA B	0,301775336	UNIVERSAL MUSIC GROUP	0,299860724

	Anno 2021	Anno 2022	Anno 2023			
1	CREDIT AGRICOLE	0,5085	INTESA SANPAOLO	0,494816988	INTESA SANPAOLO	0,495993324
2	DEUTSCHE BANK	0,4935	LLOYDS BANKING GROUP	0,494217904	BBV.ARGENTARIA	0,494701981
3	INTESA SANPAOLO	0,4935	BANKINTER 'R'	0,493685317	SOCIETE GENERALE	0,49288496
4	BBV.ARGENTARIA	0,4907	BARCLAYS	0,493067658	BANCO SANTANDER	0,490842702
5	BARCLAYS	0,4888	BBV.ARGENTARIA	0,492551117	BARCLAYS	0,490729009
6	SOCIETE GENERALE	0,4883	DEUTSCHE BANK	0,491827181	KBC GROUP	0,486977151
7	BANCO SANTANDER	0,4858	BANCO SANTANDER	0,489551615	THE SWATCH GROUP	0,483379519
8	KBC GROUP	0,4836	SOCIETE GENERALE	0,489397361	STANDARD CHARTERED	0,481905149
9	ABN AMRO BANK	0,4832	THE SWATCH GROUP	0,48456944	SKANDINAVISKA ENSKILDA	0,478794775
10	SVENSKA HANDELSBANKEN A	0,4816	KBC GROUP	0,48442476	LEGRAND	0,476170479
11	STANDARD CHARTERED	0,4795	ABN AMRO BANK	0,482185751	BANCO DE SABADELL	0,474319947
12	DNB BANK	0,4792	SVENSKA HANDELSBANKEN A	0,48204846	ALLIANZ	0,466017494
13	UNICREDIT	0,4786	DNB BANK	0,482018804	SCHNEIDER ELECTRIC	0,464018801
14	SKANDINAVISKA ENSKILDA	0,4763	STANDARD CHARTERED	0,480445154	BANK POLSKA KASA OPIEKI	0,462411478
15	LLOYDS BANKING GROUP	0,4752	UNICREDIT	0,479235431	SWISS LIFE HOLDING	0,460401581
16	LEGRAND	0,4749	LEGRAND	0,477916501	LVMH	0,459050617
17	AIB GROUP	0,4726	SKANDINAVISKA ENSKILDA	0,475325445	GEBERIT 'R'	0,458133747
18	HSBC HOLDINGS	0,4724	AIB GROUP	0,472812205	MUENCHENER RUCK.	0,457852091
19	BANKINTER 'R'	0,4681	UNIPOL GRUPPO	0,471384899	AGEAS (EX FORTIS)	0,457258678
20	CHRISTIAN DIOR	0,4677	BANCO DE SABADELL	0,470935086	PRUDENTIAL	0,455986123
21	SWEDBANK A	0,4677	BANCO BPM	0,469713419	PHOENIX GROUP HDG.	0,454603791
22	VOLVO B	0,4665	BANCO COMR.PORTUGUES 'R'	0,469210458	HSBC HOLDINGS	0,45062569
23	BANCO COMR.PORTUGUES 'R'	0,4659	CHRISTIAN DIOR	0,469137203	INVESTEC	0,4502842
24	BANCO DE SABADELL	0,4657	BNP PARIBAS	0,469107163	STELLANTIS	0,449552762
25	STOREBRAND	0,4647	SWEDBANK A	0,468740033	NORDEA BANK	0,448664673
26	BNP PARIBAS	0,4642	VOLVO B	0,466011549	ZEALAND PHARMA	0,448436665
27	NATWEST GROUP	0,4624	STOREBRAND	0,465987053	BACHEM HOLDING	0,448434893
28	ALLIANZ	0,4613	ALLIANZ	0,464926418	LONZA GROUP	0,448407731
29	SCHNEIDER ELECTRIC	0,4607	GEORG FISCHER	0,461355157	SKF B	0,448243602
30	GEORG FISCHER	0,4599	NATWEST GROUP	0,461110437	SWEDBANK A	0,448040853
31	BANK POLSKA KASA OPIEKI	0,4599	BANK POLSKA KASA OPIEKI	0,46099147	PUMA	0,44770777
32	UBS GROUP	0,4598	SWISS LIFE HOLDING	0,459432132	ERSTE GROUP BANK	0,447443722
33	AEGON	0,4577	UBS GROUP	0,458796273	BANCA PPO.DI SONDRIO	0,447422944
34	THE SWATCH GROUP	0,4555	SCHNEIDER ELECTRIC	0,45865562	GEA GROUP	0,447288593

35	MUENCHENER RUCK.	0,4552	AEGON	0,458569609	SIKA	0,447194847
36	GENERALI	0,4546	M&G	0,456680742	SCOR SE	0,446033346
37	SAINT GOBAIN	0,4545	GEBERIT 'R'	0,456674917	3I GROUP	0,445698929
38	UNIPOL GRUPPO	0,4542	SAINT GOBAIN	0,45665243	RAIFFEISEN BANK INTL.	0,44559465
39	KINGSPAN GROUP	0,4537	KINGSPAN GROUP	0,456537292	SANOFI	0,445465948
40	SWISS LIFE HOLDING	0,4537	MUENCHENER RUCK.	0,456352874	WARTSILA	0,444261362
41	PRUDENTIAL	0,4537	GENERALI	0,456144074	NIBE INDUSTRIER	0,444222605
42	AVIVA	0,4523	PRUDENTIAL	0,45447719	REXEL	0,443983364
43	ATLAS COPCO A	0,4513	AGEAS (EX FORTIS)	0,453707323	DNB BANK	0,44395185
44	ING GROEP	0,4513	LVMH	0,452915679	DANSKE BANK	0,443946022
45	GEBERIT 'R'	0,4508	AVIVA	0,452697807	FINECOBANK SPA	0,443944282
46	ABB LTD N	0,4504	IMI	0,452632782	NORDNET	0,443944178
47	ROCHE HOLDING	0,4499	PHOENIX GROUP HDG.	0,452461485	BAWAG GROUP	0,443942281
48	PHOENIX GROUP HDG. PHILIPS	0,4499	LONZA GROUP	0,451476508	BNP PARIBAS	0,443940312
49	ELTN.KONINKLIJKE	0,4492	HSBC HOLDINGS	0,451416054	AIB GROUP	0,443938529
50	BANCO BPM	0,4477	INVESTEK	0,450992744	BANCO BPM	0,4439363
51	ERSTE GROUP BANK	0,4476	PHILIPS ELTN.KONINKLIJKE	0,449805185	COMMERZBANK	0,443935761
52	INVESTEK	0,4475	COMMERZBANK	0,449495667	BPER BANCA	0,443935316
53	NORDEA BANK	0,4471	NORDEA BANK	0,448849371	DEUTSCHE BANK	0,44393446
54	SIGNIFY	0,4468	ING GROEP	0,448490152	ING GROEP	0,443934306
55	COMMERZBANK	0,4462	ROCHE HOLDING	0,448478487	UNICREDIT	0,443934305
56	SKF B	0,4459	SIG GROUP N	0,447778334	SANTANDER BANK POLSKA	0,443934302
57	CAIXABANK	0,4458	ERSTE GROUP BANK	0,447142356	LLOYDS BANKING GROUP	0,443933291
58	MERCK KGAA	0,4456	SIKA	0,446714783	CREDIT AGRICOLE	0,443933218
59	IMI	0,4448	SKF B	0,446656623	SYDBANK	0,443933154
60	SANTANDER BANK POLSKA	0,4447	CAIXABANK	0,446302223	NATWEST GROUP	0,443932537
61	RAIFFEISEN BANK INTL.	0,4443	PUMA	0,446298502	ABN AMRO BANK	0,443931656
62	BPER BANCA	0,4437	SANTANDER BANK POLSKA	0,445886963	SVENSKA HANDELSBANKEN A	0,4439313
63	PUMA	0,4431	SIGNIFY	0,445794842	BANKINTER 'R'	0,443928249
64	ASTRAZENECA	0,4430	ABB LTD N	0,445611566	BANCO COMR.PORTUGUES 'R'	0,443922393
65	LONZA GROUP	0,4429	SCOR SE	0,444984717	BC VAUD N	0,443660327
66	BANCA MONTE DEI PASCHI	0,4429	SANOFI	0,444821168	ARKEMA	0,443506849
67	SANOFI	0,4425	ADIDAS	0,444766976	BANCA MONTE DEI PASCHI	0,443331096
68	WARTSILA	0,4418	RAIFFEISEN BANK INTL.	0,444708649	RINGJOBING LANDBOBANK	0,443187985
69	ARKEMA	0,4416	ASTRAZENECA	0,444564089	ATLAS COPCO A	0,443183151
70	ORKLA	0,4416	CREDIT AGRICOLE	0,444447182	JULIUS BAER GRUPPE	0,441735788
71	LVMH	0,4409	BANCA MONTE DEI PASCHI	0,444310629	SIEMENS	0,441511137
72	M&G	0,4409	BPER BANCA	0,444234205	BANK OF IRELAND GROUP	0,44058569
73	STELLANTIS	0,4409	BANCA PPO.DI SONDRIO	0,443998172	RENAULT	0,440478418

74	CRODA INTERNATIONAL	0,4408	MERCK KGAA	0,443212465	ROCHE HOLDING	0,440306535
75	BOSS (HUGO)	0,4404	WARTSILA	0,443167872	ELIS	0,436953279
76	BAWAG GROUP	0,4404	NIBE INDUSTRIER	0,44264982	QIAGEN	0,435402613
77	REXEL	0,4400	REXEL	0,442542542	UPM KYMMENE	0,434963064
78	BANCA PPO.DI SONDRIO	0,4399	BAWAG GROUP	0,442176012	ACCOR	0,434670229
79	JULIUS BAER GRUPPE	0,4396	BOSS (HUGO)	0,442153577	HERMES INTL.	0,434383779
80	RINGKJOBING LANDBOBANK	0,4395	SIEMENS	0,442108807	GRIFOLS ORD CL A	0,434113571
81	BANK OF IRELAND GROUP	0,4391	ATLAS COPCO A	0,441580204	ANDRITZ	0,43394619
82	SIG GROUP N	0,4389	STELLANTIS	0,441250591	VALEO	0,433700867
83	SIEMENS	0,4389	ORKLA	0,440864945	ICTL.HTLS.GP.	0,432789383
84	3I GROUP	0,4382	3I GROUP	0,440548435	ASTRAZENECA	0,432769191
85	BARRATT REDROW	0,4381	JULIUS BAER GRUPPE	0,440394318	VOLKSWAGEN PREF.	0,432678319
86	AGEAS (EX FORTIS)	0,4375	RINGKJOBING LANDBOBANK	0,440325154	AXA	0,432487562
87	ANHEUSER BUSCH INBEV	0,4368	BANK OF IRELAND GROUP	0,439622972	M&G	0,432482947
88	AALBERTS	0,4368	RENAULT	0,439534756	HELVETIA HOLDING N	0,4324717
89	KINGFISHER RECKITT BENCKISER GROUP	0,4367	HENNES & MAURITZ B	0,438772568	PZU GROUP	0,432464161
90	NOVARTIS 'R'	0,4365	ARKEMA	0,438053602	TRYG	0,43246211
91	ASSA ABLOY B	0,4353	AALBERTS	0,43780992	HANNOVER RUECK	0,432458608
92	PZU GROUP	0,4340	STMICROELECTRONICS	0,435903624	TALANX AKTGSF.	0,432455914
93	NOKIA	0,4339	BMW	0,435900402	GENERALI	0,432455905
94	QIAGEN	0,4331	BARRATT REDROW	0,435733906	HISCOX DI	0,432455486
95	RENAULT	0,4330	ELIS	0,43539276	AVIVA	0,432453909
96	SEB	0,4328	RECKITT BENCKISER GROUP	0,434398706	AEGON	0,432453493
97	SULZER 'R'	0,4326	GRIFOLS ORD CL A	0,434309834	NN GROUP	0,432448569
98	STMICROELECTRONICS	0,4322	KINGFISHER	0,434300847	UNIPOL GRUPPO	0,432438399
99	VEOLIA ENVIRON	0,4322	TELEFONICA	0,434220064	KONE B	0,431813665
100	GRIFOLS ORD CL A	0,4320	PZU GROUP	0,43408512	LAND SECURITIES GROUP	0,431428765
101	LAND SECURITIES GROUP	0,4319	VOLKSWAGEN PREF.	0,434039844	CAIXABANK	0,430635431
102	MICHELIN	0,4318	QIAGEN	0,434033546	KERING	0,430331532
103	ANDRITZ	0,4317	NEXANS	0,433910155	PHILIPS ELTN.KONINKLIJKE	0,430307625
104	IPSEN	0,4317	ANDRITZ	0,433333213	HENNES & MAURITZ B	0,429991096
105	SIKA	0,4317	TALANX AKTGSF.	0,433015851	MERCEDES BENZ GROUP N	0,429308227
106	ERICSSON B	0,4316	DAIMLER TRUCK HOLDING E	0,432792023	DEUTSCHE TELEKOM	0,429021827
107	HERMES INTL.	0,4311	HERMES INTL.	0,432347498	AMUNDI	0,428679939
108	HENNES & MAURITZ B	0,4310	VALEO	0,432297571	AIRBUS	0,4286548
109	A2A	0,4308	BRITISH AMERICAN TOBACCO	0,431994031	GREGGS	0,428109771
110	AIRBUS	0,4303	ICTL.HTLS.GP.	0,431728029	ENTAIN	0,428101698
111			LAND SECURITIES GROUP	0,431419518	LA FRANCAISE DES JEUX	0,428097947
112			ERICSSON B	0,43133118	WENDEL	0,427925807

113	TALANX AKTGSF.	0,4299	NOKIA	0,431237177	NOVARTIS 'R'	0,427823558
114	VOLKSWAGEN PREF.	0,4298	SEB	0,431088724	MEDIOBANCA BC.FIN	0,426907026
115	NEXANS	0,4293	NOVARTIS 'R'	0,43101934	FRESENIUS	0,426715197
116	BMW	0,4290	AIRBUS	0,43095441	EUROFINS SCIEN.	0,426575996
117	HANNOVER RUECK	0,4290	L AIR LQE.SC.ANYME. POUR	0,430123729	ALSTOM	0,426544701
118	GENMAB	0,4290	KONE B	0,43007564	ENGIE	0,426484647
119	BRITISH AMERICAN TOBACCO	0,4285	GENMAB	0,430050628	PROSUS N	0,426397411
120	KONE B	0,4281	SAP	0,429100477	SCHRODERS	0,425709618
121	ADIDAS	0,4278	COVESTRO	0,429084164	ABRDN	0,425700811
122	WACKER CHEMIE	0,4278	VEOLIA ENVIRON	0,428861363	EQT	0,425694129
123	ACCOR	0,4273	JDE PEET S	0,428717611	DEUTSCHE BOERSE	0,425691329
124	TELEFONICA	0,4272	GEA GROUP	0,42839682	STOREBRAND	0,425690818
125	ELIS	0,4269	ACCOR	0,42818981	LEGAL & GENERAL	0,425664168
126	NIBE INDUSTRIER	0,4267	MERCEDES BENZ GROUP N	0,427745232	AZIMUT HOLDING	0,425655051
127	JDE PEET S	0,4267	WACKER CHEMIE	0,427423418	UBS GROUP	0,425646848
128	MERCEDES BENZ GROUP N	0,4266	AMUNDI	0,427398244	UNIBAIL RODAMCO WE	0,425624125
129	PARTNERS GROUP HOLDING	0,4265	MICHELIN	0,427344356	WHITBREAD	0,425247577
130	AMUNDI	0,4262	WENDEL	0,427169088	TELEFONICA	0,425165511
131	FINECOBANK SPA	0,4261	FINECOBANK SPA	0,426795799	ORANGE	0,42466541
132	DAIMLER TRUCK HOLDING E	0,4259	ANHEUSER BUSCH INBEV	0,426323698	GENMAB	0,424276167
133	DANSKE BANK	0,4258	ASSOCIATED BRIT.FOODS	0,425944732	OCADO GROUP	0,423954483
134	EUROFINS SCIEN.	0,4255	DEUTSCHE TELEKOM	0,425844104	B&M EUROPEAN VAL.RET.	0,423953852
135	BIG YELLOW GROUP	0,4254	HERA	0,425709642	ALLEGRO	0,423927153
136	RELX	0,4250	ALSTOM	0,425571006	UMICORE	0,423630598
137	ALSTOM	0,4247	IPSEN	0,425408819	MERCK KGAA	0,423611878
138	WENDEL	0,4243	ORANGE	0,425134012	IPSEN	0,423608418
139	DEUTSCHE TELEKOM	0,4238	IMPERIAL BRANDS	0,424822926	SWEDISH ORPHAN BIOVITRUM	0,423598889
140	COVESTRO	0,4236	JERONIMO MARTINS	0,424723544	GALENICA SANTE	0,423585836
141	ICTL.HTLS.GP.	0,4236	ENGIE	0,424652869	BAVARIAN NORDIC	0,423584289
142	MEDIOBANCA BC.FIN	0,4236	MEDIOBANCA BC.FIN	0,424650488	HALEON	0,42358428
143	ORANGE	0,4235	WEIR GROUP	0,424253635	BAYER	0,423583056
144	SAP	0,4234	SNAM	0,42360518	ORION B	0,423578908
145	PERNOD RICARD	0,4230	CARLSBERG B	0,4234648	UCB	0,423511505
146	TIETOEVRVY	0,4228	UMICORE	0,423447956	CARLSBERG B	0,423481318
147	WEIR GROUP	0,4225	DANONE	0,423386772	ALK ABELLO B	0,423472137
148	CHOC.LINDT &SPRUENGLI	0,4225	SWISSCOM 'R'	0,423365506	HERA	0,423317406
149	HERA	0,4225	L'OREAL	0,423149793	RICHEMONT N	0,422910343
150	UMICORE	0,4224	A2A	0,422877057	SALMAR	0,422476984
151	ENGIE	0,4223	HANNOVER RUECK	0,422335597	ALTEN	0,422318578
152	KERING	0,4222	SWISS RE	0,422220341	DANONE	0,422203098

153	UPM KYMMENE	0,4222	TIETOEVRV	0,421991201	A2A	0,422072929
154	JERONIMO MARTINS	0,4218	CONTINENTAL	0,421802233	AAK	0,421981334
155	COCA COLA HBC	0,4218	RICHEMONT N	0,421666936	JYSKE BANK	0,421855662
156	ZURICH INSURANCE GROUP	0,4214	KERRY GROUP 'A'	0,421559095	L'OREAL	0,421402145
157	SWISS RE	0,4213	STORA ENSO R	0,421288694	BRITISH LAND	0,421343117
158	CONTINENTAL	0,4213	KERING	0,421190201	ASSA ABLOY B	0,420592354
159	SCOR SE	0,4211	DANSKE BANK	0,421087864	KERRY GROUP 'A'	0,420566968
160	LOGITECH 'R'	0,4206	BAYER	0,421040295	DASSAULT SYSTEMES	0,420541553
161	L'OREAL	0,4205	ALTEN	0,420974222	VEOLIA ENVIRON	0,420479411
162	STORA ENSO R	0,4200	ZALANDO	0,420698487	NESTLE 'N'	0,420122054
163	RICHEMONT N	0,4197	LOGITECH 'R'	0,420448228	LOGITECH 'R'	0,419890373
164	BRITISH LAND	0,4195	UPM KYMMENE	0,420354955	BIG YELLOW GROUP	0,41976689
165	COVIVIO	0,4193	BRITISH LAND	0,420250666	SNAM	0,41973473
166	CRANSWICK	0,4193	ADMIRAL GROUP	0,420158893	CRANSWICK	0,419591789
167	KERRY GROUP 'A'	0,4191	BOLIDEN ORD SHS	0,420136803	HEINEKEN HOLDING	0,419404378
168	ASSOCIATED BRIT.FOODS	0,4189	ASSA ABLOY B	0,419864418	VALLOUREC	0,419280221
169	JYSKE BANK	0,4187	COVIVIO	0,419773712	SWISSCOM 'R'	0,419247433
170	ROCKWOOL B	0,4186	HEINEKEN HOLDING	0,419755602	ADMIRAL GROUP	0,419080898
171	METSO CORPORATION	0,4179	TERNA RETE ELETTRICA NAZ	0,419704368	CEMBRA MONEY BANK N ORD	0,419049106
172	TERNA RETE ELETTRICA NAZ	0,4177	BIG YELLOW GROUP	0,419402768	TECHNIP ENERGIES	0,418984602
173	DIAGEO	0,4177	VALLOUREC	0,419316845	ASR NEDERLAND	0,418884666
174	ASR NEDERLAND	0,4173	CRANSWICK	0,4192609	SWISS RE	0,418715924
175	LEONARDO	0,4172	CHOC.LINDT &SPRUENGLI	0,418835063	LEONARDO	0,418550305
176	MONDI	0,4172	METSO CORPORATION	0,418803802	BT GROUP	0,418235806
177	SNAM	0,4166	MONDI	0,418799905	IMPERIAL BRANDS	0,418028118
178	NOVO NORDISK 'B'	0,4165	DASSAULT SYSTEMES	0,418292774	COVESTRO	0,41716721
179	HUHTAMAKI	0,4161	PERNOD RICARD	0,418255144	PERSIMMON	0,416958857
180	IMPERIAL BRANDS	0,4160	SHELL	0,418241383	BOLIDEN ORD SHS	0,416936744
181	MONCLER	0,4157	SULZER 'R'	0,418129609	MONDI	0,416917715
182	CARLSBERG B	0,4155	ASR NEDERLAND	0,418089377	ACCIONA	0,41684204
183	PERSIMMON	0,4154	SYDBANK	0,417977021	LONDON STOCK EXCHANGE	0,416829519
184	DANONE	0,4153	VALMET	0,417951161	ALFA LAVAL	0,416748693
185	DASSAULT SYSTEMES	0,4153	AAK	0,417849679	KPN KON	0,416627036
186	SIEMENS HEALTHINEERS	0,4152	CRODA INTERNATIONAL	0,417795238	HUHTAMAKI	0,415865618
187	ORION B	0,4152	MONCLER	0,417576516	COMPASS GROUP	0,415860391
188	SANDVIK	0,4147	JYSKE BANK	0,417199706	DERWENT LONDON	0,415701206
189	ELECTROLUX B	0,4144	COCA COLA HBC	0,416982754	GJENSIDIGE FORSIKRING	0,415503244
190	VODAFONE GROUP	0,4143	LANXESS	0,416867858	EPIROC A	0,415057914
191	LANXESS	0,4142	SIEMENS HEALTHINEERS	0,416824746	FLSMIDTH AND B	0,414831218
192	CARREFOUR	0,4140	LEGAL & GENERAL	0,416596405	MOWI	0,414827448

193	ZALANDO	0,4140	NESTLE 'N'	0,416583457	ZURICH INSURANCE GROUP	0,414818335
194	VALMET	0,4139	NOVO NORDISK 'B'	0,416156446	BAKKAFROST	0,414800833
195	ALTEN	0,4138	ENI	0,416126204	ASSOCIATED BRIT.FOODS	0,414790938
196	EPIROC A	0,4137	PERSIMMON	0,416122899	BARRY CALLEBAUT	0,414787139
197	SCHRODERS	0,4136	EUROFINS SCIEN.	0,415870743	GLANBIA	0,41478368
198	TELECOM ITALIA	0,4135	GECINA	0,415710394	LOTUS BAKERIES	0,41478368
199	CASTELLUM	0,4135	ORION B	0,415585992	ORKLA	0,41478368
200	COFINIMMO	0,4133	HUHTAMAKI	0,415584927	JDE PEET S	0,414781004
201	HELVETIA HOLDING N	0,4130	RELX	0,415525146	BRITISH AMERICAN TOBACCO	0,414778082
202	UNIBAIL RODAMCO WE	0,4129	FLSMIDTH AND B	0,415515384	CHOC.LINDT &SPRUENGLI	0,414763672
203	VOLVO CAR B	0,4129	CASTELLUM	0,415458753	BEAZLEY	0,414367703
204	TRYG	0,4128	SANDVIK	0,415359301	ROCKWOOL B	0,413925243
205	SHAFTESBURY CAPITAL	0,4128	TRYG	0,415193808	MONCLER	0,413897084
206	HEIDELBERG MATERIALS	0,4126	VODAFONE GROUP	0,414909434	PANDORA	0,413896036
207	VALLOUREC	0,4126	SCHRODERS	0,414840205	BOSS (HUGO)	0,413887247
208	SWISSCOM 'R'	0,4126	EPIROC A	0,414680226	BRUNELLO CUCINELLI	0,413885086
209	VONOVIA	0,4124	OMV	0,414669289	ADIDAS	0,413848272
210	RIO TINTO	0,4123	LONDON STOCK EXCHANGE	0,414397186	CHRISTIAN DIOR	0,413769308
211	NESTLE 'N'	0,4122	ROCKWOOL B	0,414340731	VODAFONE GROUP	0,413676843
212	OMV	0,4122	ELECTROLUX B	0,414336276	HEINEKEN	0,413545775
213	HEINEKEN HOLDING	0,4120	BP	0,41423269	PERNOD RICARD	0,413537168
214	UNILEVER (UK)	0,4118	TELECOM ITALIA	0,414039564	COCA COLA HBC	0,41353716
215	GJENSIDIGE FORSIKRING	0,4117	KPN KON	0,413819597	ANHEUSER BUSCH INBEV	0,413521286
216	AAK	0,4114	COFINIMMO	0,413644124	SHAFTESBURY CAPITAL	0,413111149
217	BT GROUP	0,4114	ZURICH INSURANCE GROUP	0,413620375	DIAGEO	0,412701233
218	BAYER	0,4114	WHITBREAD	0,413499515	BERKELEY GROUP HOLDINGS	0,412692851
219	BP	0,4113	SANDOZ GROUP	0,413494085	AURUBIS	0,41265077
220	ASML HOLDING	0,4113	VOLVO CAR B	0,413232759	ANTOFAGASTA	0,412649116
221	SOPRA STERIA GROUP	0,4111	BEAZLEY	0,413169916	SANDVIK	0,412644682
222	BUCHER INDUSTRIES	0,4106	SHAFTESBURY CAPITAL	0,413152307	NORSK HYDRO	0,412630507
223	KNORR BREMSE	0,4105	UNIBAIL RODAMCO WE	0,413121951	KGHM	0,412619678
224	LONDON STOCK EXCHANGE	0,4105	IMCD GROUP	0,413073253	OMV	0,412383021
225	TUI N	0,4101	VONOVIA	0,412632274	SAIPEM	0,4122598
226	HALEON	0,4099	REPSOL YPF	0,412378673	TATE & LYLE	0,412227637
227	SANDOZ GROUP	0,4099	ARCELORMITTAL	0,41219865	TELIA COMPANY	0,412111452
228	GECINA	0,4097	DIAGEO	0,412135004	VERALLIA	0,412108511
229	TRELLEBORG B	0,4094	GJENSIDIGE FORSIKRING	0,412125656	GN STORE NORD	0,411933096
230	HUSQVARNA B	0,4094	BT GROUP	0,411848119	NKT	0,41183313
231	HEINEKEN	0,4092	AURUBIS	0,41179007	SIEMENS HEALTHINEERS	0,411721868
232	BEAZLEY	0,4092	KNORR BREMSE	0,411720682	WAREHOUSES DE PAUW	0,410669711

233	WORLDLINE	0,4091	VESTAS WINDSYSTEMS	0,411687216	HUSQVARNA B	0,410283119
234	REPLY	0,4088	SAIPEM	0,411663303	SONOVA N	0,410142546
235	NKT	0,4086	HELVETIA HOLDING N	0,411551921	MYCRONIC	0,409991074
236	INTERNATIONAL	0,4085	CARREFOUR	0,411517145	LPP	0,40987026
237	YARA INTERNATIONAL	0,4079	EVONIK INDUSTRIES	0,410644729	ASML HOLDING	0,409685025
238	RS GROUP	0,4076	HEIDELBERG MATERIALS	0,410627602	RECORDATI INDUA.CHIMICA	0,409647244
239	TELE2 B	0,4076	TRELLEBORG B	0,410287075	NOVOZYMES B	0,409315547
240	SIEMENS ENERGY N	0,4073	GETLINK	0,410181279	NOVO NORDISK 'B'	0,408779205
241	TOTALENERGIES	0,4070	SALMAR	0,410145287	HEIDELBERG MATERIALS	0,408511659
242	GLAXOSMITHKLINE	0,4070	REDEIA CORPORACION	0,410098476	INVESTOR B	0,408370016
243	GREGGS	0,4068	SVENSKA CELLULOSA	0,41004572	STORA ENSO R	0,408287433
244	REDEIA CORPORACION	0,4067	ASML HOLDING	0,409794956	LATOUR INVESTMENT B	0,40783115
245	ANGLO AMERICAN	0,4066	HEINEKEN	0,40965089	WORLDLINE	0,407363675
246	ALFA LAVAL	0,4065	RS GROUP	0,40957896	ANGLO AMERICAN	0,407242198
247	GETLINK	0,4061	NKT	0,409305859	AENA SME	0,407127938
248	WHITBREAD	0,4060	HUSQVARNA B	0,409004392	CLARIANT	0,407059101
249	SVENSKA CELLULOSA	0,4058	GALP ENERGIA SGPS B	0,408911009	TUI N	0,406961767
250	UCB	0,4057	MYCRONIC	0,408905139	HENKEL PREFERENCE	0,406950182
251	CLARIANT	0,4056	WORLDLINE	0,40828301	BE SEMICONDUCTOR	0,406942674
252	NN GROUP	0,4055	TATE & LYLE	0,408219853	HOWDEN JOINERY GP.	0,406788596
253	SALMAR	0,4054	INVESTOR B	0,408117302	ITALGAS	0,406719462
254	GALP ENERGIA SGPS B	0,4054	INTERNATIONAL	0,407879003	LAGERCRANTZ GROUP B	0,406506574
255	HENKEL PREFERENCE	0,4054	SIEMENS ENERGY N	0,4077681	INTERNATIONAL	0,40606567
256	EIFFAGE	0,4051	ALFA LAVAL	0,40746604	KEMIRA	0,405301757
257	LATOUR INVESTMENT B	0,4051	SONOVA N	0,407394607	TELECOM ITALIA	0,405195469
258	DSM FIRMENICH	0,4050	LATOUR INVESTMENT B	0,407334129	AEDIFICA	0,405155629
259	AURUBIS	0,4047	YARA INTERNATIONAL	0,407317141	TRITAX BIG BOX REIT	0,405153876
260	HOWDEN JOINERY GP.	0,4045	AENA SME	0,407242724	SEGRO	0,405145265
261	MYCRONIC	0,4044	HENKEL PREFERENCE PARTNERS GROUP HOLDING	0,407175002	COFINIMMO	0,405142351
262	ENAGAS	0,4043	GREGGS	0,407159529	SAFESTORE HOLDINGS	0,405142007
263	REPSOL YPF	0,4042	SOITEC	0,407105888	COVIVIO	0,405134817
264	KPN KON	0,4040	TUI N	0,406894175	KLEPIERRE REIT	0,405131402
265	VOESTALPINE	0,4040	CLARIANT	0,406863451	MERLIN PROPERTIES REIT	0,405063264
266	SONOVA N	0,4039	UNILEVER (UK)	0,406832883	GECINA	0,404945186
267	DEUTSCHE LUFTHANSA	0,4038	TELE2 B	0,406820855	BURBERRY GROUP	0,404732996
268	LPP	0,4037	VERALLIA	0,406813092	GETLINK	0,404712079
269	FLSMIDTH AND B	0,4034	DKSH HOLDING	0,406802364	FLUGHAFEN ZURICH	0,404663122
270	INFINEON TECHNOLOGIES	0,4034	DSM FIRMENICH	0,406757901	ADP	0,404572133
271	NESTE	0,4033	LPP	0,406491252	DAVIDE CAMPARI MILANO	0,404445637
272	SHELL	0,4033	TOTALENERGIES	0,406258234	GLAXOSMITHKLINE	0,404158097
273	MUNTERS GROUP	0,4031		0,406128205	SMITH (DS)	0,404118376

274	LAGERCRANTZ GROUP B	0,4030	EIFFAGE	0,406013658	BANCA MEDIOLANUM	0,404082121
275	MOWI	0,4029	HOWDEN JOINERY GP.	0,405938937	RENTOKIL INITIAL	0,403942093
276	DEUTSCHE BOERSE	0,4025	UCB	0,405847978	SVENSKA CELLULOSA	0,403613356
277	ACCIONA	0,4024	BURBERRY GROUP	0,405821184	FASTIGHETS BALDER B	0,403492285
278	HEXPOL B	0,4024	BC VAUD N	0,405380492	INFINEON TECHNOLOGIES	0,402984292
279	RENTOKIL INITIAL	0,4022	IBERDROLA	0,405364119	CENTRICA	0,402266948
280	L AIR LQE.SC.ANYME. POUR	0,4021	BE SEMICONDUCTOR	0,404433844	E ON N	0,4022377
281	BELLWAY	0,4019	MUNTERS GROUP	0,404179435	LUNDBERGFÖRETAGEN B	0,402075416
282	KLEPIERRE REIT	0,4012	BARRY CALLEBAUT	0,404082714	RWE	0,402024829
283	CENTRICA	0,4012	GLENCORE	0,404059981	EURONEXT	0,401980435
284	CAPGEMINI	0,4012	SAINSBURY J	0,403832964	SODEXO	0,401851257
285	TELIA COMPANY	0,4009	INFINEON TECHNOLOGIES	0,403638625	BELIMO N	0,401787335
286	INDITEX	0,4007	MOWI	0,4035878	ARCELORMITTAL	0,401640944
287	DIETTEREN GROUP	0,4006	CAPGEMINI	0,403540629	IVECO GROUP	0,401626459
288	SAMPO A	0,4005	LAGERCRANTZ GROUP B	0,403536912	BEIERSDORF	0,401515152
289	BERKELEY GROUP HOLDINGS	0,4005	NORSK HYDRO	0,403487114	UNILEVER (UK)	0,401499363
290	SOITEC	0,4004	EURONEXT	0,403432164	RECKITT BENCKISER GROUP	0,401455818
291	VIDRALA	0,4003	RENTOKIL INITIAL	0,403261862	PARTNERS GROUP HOLDING	0,40132778
292	VESTAS WINDSYSTEMS	0,4000	SOPRA STERIA GROUP	0,403162064	MUNTERS GROUP	0,401214015
293	DAVIDE CAMPARI MILANO	0,3998	JUST EAT TAKEAWAY.COM	0,403161807	SAINSBURY J	0,400796451
294	EVONIK INDUSTRIES	0,3998	HEXPOL B	0,402993388	YARA INTERNATIONAL	0,400690229
295	BE SEMICONDUCTOR	0,3997	INDITEX	0,402959964	PKO BANK	0,400517466
296	VINCI	0,3996	DAVIDE CAMPARI MILANO	0,402933229	MTU AERO ENGINES HLDG.	0,400510015
297	GLENCORE	0,3995	GLAXOSMITHKLINE	0,40289269	ENEL	0,400443658
298	AENA SME	0,3994	ITALGAS	0,402861847	DRAX GROUP	0,400407391
299	EQT	0,3993	KLEPIERRE REIT	0,402714182	NEOEN	0,400393562
300	SAINSBURY J	0,3993	ANGLO AMERICAN	0,402641496	REDEIA CORPORACION	0,400393446
301	MTU AERO ENGINES HLDG.	0,3992	SAFRAN	0,402365101	EDP ENERGIAS DE PORTUGAL	0,400392851
302	BACHEM HOLDING	0,3991	DEUTSCHE BOERSE	0,402334604	FORTUM	0,400385416
303	BOLIDEN ORD SHS	0,3990	TECHNIP ENERGIES	0,402177689	ELIA GROUP	0,400382458
304	BRENNTAG	0,3988	BANCA MEDIOLANUM	0,402138477	OERSTED	0,400375347
305	BELIMO N	0,3987	BRENNTAG	0,401992266	IBERDROLA	0,399920852
306	BANCA MEDIOLANUM	0,3986	BERKELEY GROUP HOLDINGS	0,40171246	EASYJET	0,399849112
307	AKZO NOBEL	0,3981	RIGHTMOVE	0,401693488	RS GROUP	0,399831452
308	VERALLIA	0,3980	EQT	0,401449236	DEUTSCHE LUFTHANSA	0,39979155
309	ROLLS ROYCE HOLDINGS	0,3978	SAMPO A	0,401446993	VALMET	0,399581117
310	FRESENIUS MED.CARE	0,3975	CD PROJEKT	0,4012866	BELLWAY	0,399346945
311	BASF	0,3973	PROSUS N	0,401278934	ESSITY B	0,39933027
312	ARCELORMITTAL	0,3973	ADP	0,401077013	TERNA RETE ELETTRICA NAZ	0,399314046

313	GRAFTON GROUP	0,3973	PKO BANK	0,401047144	FRESENIUS MED.CARE	0,399180172
314	GIVAUDAN 'N'	0,3967	VINCI	0,400875631	KION GROUP	0,398800987
315	EURONEXT	0,3966	RIO TINTO	0,400831903	TIETOEVRY	0,398540889
316	SPECTRIS	0,3966	BELIMO N	0,400796638	AZELIS GROUP	0,398382379
317	ENI	0,3965	KEMIRA	0,400285995	VISCOFAN	0,398339149
318	BC VAUD N	0,3965	VOESTALPINE	0,400161892	AUTO TRADER GROUP	0,398337147
319	BURBERRY GROUP	0,3964	ELIA GROUP	0,39996565	SIG GROUP N	0,398328061
320	SMITH (DS)	0,3962	TELIA COMPANY	0,399960415	GAMES WORKSHOP	0,39831652
321	TRAVIS PERKINS	0,3961	ACCIONA	0,39968471	GLENCORE	0,398223121
322	CEMBRA MONEY BANK N ORD	0,3959	LOTUS BAKERIES	0,39961708	VOESTALPINE	0,398060264
323	TATE & LYLE	0,3958	FRESENIUS MED.CARE	0,399512751	BARRATT REDROW	0,397989905
324	ADMIRAL GROUP	0,3955	KESKO B	0,39837083	SAINT GOBAIN	0,397977571
325	CARL ZEISS MEDITEC	0,3955	BAKKAFROST	0,398305671	SIGNIFY	0,397977345
326	NOVOZYMES B	0,3955	SMITH (DS)	0,398159617	KINGSPAN GROUP	0,397973915
327	BEIERSDORF	0,3953	GIVAUDAN 'N'	0,398139519	VISTRY GROUP	0,39794675
328	BOLLORE	0,3952	SPECTRIS	0,398109708	INDITEX	0,397931236
329	PROSUS N	0,3951	GRAFTON GROUP	0,398103142	SAMPO A	0,397814539
330	PEARSON	0,3950	ROLLS ROYCE HOLDINGS	0,397778728	INFORMA	0,396640508
331	KION GROUP	0,3950	LEONARDO	0,3975754	SGS 'N'	0,396597869
332	SEGRO	0,3950	SGS 'N'	0,397286166	PRYSMIAN	0,3964322
333	COMPASS GROUP	0,3947	COMPASS GROUP	0,397112242	TRAVIS PERKINS	0,396134977
334	PRYSMIAN	0,3946	CEMBRA MONEY BANK N ORD	0,397097541	TOMRA SYSTEMS	0,395538333
335	INFORMA	0,3944	COLOPLAST B	0,397042375	ORLEN	0,395457351
336	RATIONAL	0,3944	NOVOZYMES B	0,396951539	SHELL	0,395327231
337	THULE GROUP	0,3942	VISCOFAN	0,396945892	REPSOL YPF	0,395299501
338	SSE	0,3942	ALLEGRO	0,39658614	BP	0,39529877
339	EDP ENERGIAS DE PORTUGAL	0,3942	ESSITY B	0,396549234	AKER BP	0,395296731
340	TAYLOR WIMPEY	0,3941	BOLLORE	0,396512819	KINGFISHER	0,395294572
341	SCHINDLER 'P'	0,3940	PEARSON	0,396491271	EQUINOR	0,395293352
342	POSTE ITALIANE	0,3938	CENTRICA	0,396375872	AVOLTA AG	0,395291526
343	UNITED UTILITIES GROUP	0,3938	ENAGAS	0,396347293	GALP ENERGIA SGPS B	0,395290606
344	RHEINMETALL	0,3938	SCHINDLER 'P'	0,396328853	ENI	0,395189215
345	KEMIRA	0,3936	KION GROUP	0,39619281	JUST EAT TAKEAWAY.COM	0,394912891
346	FRESENIUS	0,3935	MTU AERO ENGINES HLDG.	0,396011275	CAPGEMINI	0,394910718
347	GLANBIA	0,3934	HOLCIM	0,395913344	DELIVERY HERO	0,394900879
348	GEA GROUP	0,3933	SSE	0,395748911	CD PROJEKT	0,394899627
349	AXFOOD	0,3930	CARL ZEISS MEDITEC	0,395724113	AMADEUS IT GROUP	0,394897691
350	GETINGE B	0,3930	INFORMA	0,395578515	SAP	0,394885678
351	SPIRAX GROUP	0,3929	TAYLOR WIMPEY	0,395529358	BECHTLE	0,39488454
352	CARGOTEC B	0,3926	BACHEM HOLDING	0,395499915	RELX	0,394874463
353	COLOPLAST B	0,3926	BEIERSDORF	0,395485733	ZALANDO	0,394867117

354	UNITE GROUP	0,3926	DERWENT LONDON	0,395481686	RIGHTMOVE	0,394858117
355	LA FRANCAISE DES JEUX	0,3925	RATIONAL	0,395354015	GETINGE B	0,394845575
356	NORSK HYDRO	0,3925	NESTE	0,395293715	SOPRA STERIA GROUP	0,394801846
357	RWE	0,3924	DEUTSCHE POST	0,395209706	BUREAU VERITAS	0,394679766
358	SAAB B	0,3923	OERSTED	0,39489921	ADECCO GROUP	0,394677168
359	BARRY CALLEBAUT	0,3921	SEGRO	0,394868386	DKSH HOLDING	0,394676769
360	PANDORA	0,3920	PRYSMIAN	0,39486269	EDENRED	0,394674567
361	HOLMEN B	0,3920	FRESENIUS	0,394836271	WOLTERS KLUWER	0,394672591
362	SMITHS GROUP	0,3920	ASM INTERNATIONAL	0,394740213	SERCO GROUP	0,394607524
363	ARCADIS	0,3919	EDP ENERGIAS DE PORTUGAL	0,394720028	ISS	0,394590815
364	LONDONMETRIC PROPERTY	0,3918	GLANBIA	0,394663991	HIKMA PHARMACEUTICALS	0,394481583
365	LEGAL & GENERAL	0,3916	AKZO NOBEL	0,394498997	BALOISE HOLDING	0,394462508
366	DEUTSCHE POST	0,3916	HIKMA PHARMACEUTICALS	0,394413082	CARGOTEC B	0,394325957
367	KGHM	0,3915	GETINGE B	0,394317709	TELEPERFORMANCE	0,394234481
368	ENTAIN	0,3914	ALK ABELLO B	0,394214147	COLOPLAST B	0,39420227
369	BIOMERIEUX	0,3913	LA FRANCAISE DES JEUX	0,394105535	TOTALENERGIES	0,394163458
370	ENEL	0,3911	AEDIFICA	0,394024147	AKZO NOBEL	0,393772631
371	BAKKAFROST	0,3911	UNITE GROUP	0,393667603	UNITE GROUP	0,393561566
372	HOLCIM	0,3908	ANTOFAGASTA	0,393652377	TAG IMMOBILIEN	0,393410964
373	MAN GROUP	0,3908	CARGOTEC B	0,393380849	SMITHS GROUP	0,393259039
374	SSAB B	0,3906	BALOISE HOLDING	0,393374087	INCHCAPE	0,393056068
375	ELIA GROUP	0,3905	EMS CHEMIE 'N'	0,393265997	MICHELIN	0,39305401
376	KESKO B	0,3905	LONDONMETRIC PROPERTY	0,393246609	BMW	0,39305231
377	ALK ABELLO B	0,3903	BASF	0,392969457	PORSCHE AML.HLDG.PREF.	0,393043682
378	RIGHTMOVE	0,3901	PANDORA	0,392661842	VOLVO CAR B	0,393043682
379	INFICON	0,3899	BIOMERIEUX	0,39255573	CONTINENTAL	0,393030034
380	AEDIFICA	0,3898	SAAB B	0,392199548	BIOMERIEUX	0,392941512
381	SODEXO	0,3898	HOLMEN B	0,392171962	TAYLOR WIMPEY	0,392519399
382	EDP RENOVAVEIS	0,3896	NATIONAL GRID	0,392033748	HOLCIM	0,392513139
383	ADP	0,3896	AXFOOD	0,391966479	SAAB B	0,392451987
384	MARKS & SPENCER GROUP	0,3896	INFICON	0,391176919	SSE	0,392448456
385	ITALGAS	0,3895	TRAVIS PERKINS	0,390864038	L AIR LQE.SC.ANYME. POUR	0,392429598
386	WIENERBERGER	0,3892	POSTE ITALIANE	0,390852071	GIVAUDAN 'N'	0,392386242
387	SUBSEA 7	0,3890	FERRARI	0,390762961	WACKER CHEMIE	0,392366689
388	DERWENT LONDON	0,3887	BAE SYSTEMS	0,390578077	SYMRISE	0,392357541
389	SIEGFRIED 'R'	0,3885	SODEXO	0,390526403	K S N	0,392352529
390	GBL NEW	0,3885	MAN GROUP	0,390501794	HEXPOL B	0,39235221
391	ELEKTA B	0,3883	ENTAIN	0,390421857	BRENNTAG	0,392348993
392	GERRESHEIMER	0,3882	THULE GROUP	0,390380144	CRODA INTERNATIONAL	0,392345345
393	BUREAU VERITAS	0,3881	RHEINMETALL	0,390376912	EMS CHEMIE 'N'	0,392345345

394	AMADEUS IT GROUP	0,3879	SIEGFRIED 'R'	0,390264901	EVONIK INDUSTRIES	0,392344933
395	ASM INTERNATIONAL	0,3877	DASSAULT AVIATION	0,389972303	BASF	0,392344931
396	TENARIS	0,3876	SUBSEA 7	0,389580788	LANXESS	0,392341139
397	NATURGY ENERGY	0,3876	SAFESTORE HOLDINGS	0,389485384	OCI	0,392339669
398	AIXTRON	0,3874	SYMRISE	0,389358815	DEUTSCHE POST	0,392068338
399	BALFOUR BEATTY	0,3874	BUREAU VERITAS	0,389294106	IMCD GROUP	0,39195354
400	INTL.CONS.AIRL.GP.	0,3873	SMITHS GROUP	0,389270546	DEMANT	0,391946553
401	SAIPEM	0,3871	AMADEUS IT GROUP	0,389257295	FERRARI	0,391756126
402	SYMRISE	0,3871	BELLWAY	0,389242972	ENAGAS	0,391531246
403	NATIONAL GRID	0,3870	SSAB B	0,389135995	AXFOOD	0,391268915
404	KUEHNE UND NAGEL	0,3870	UNITED UTILITIES GROUP	0,389036118	MAN GROUP	0,391227083
405	DASSAULT AVIATION	0,3870	EDP RENOVAVEIS	0,388827369	SSAB B	0,391220422
406	TECHNIP ENERGIES	0,3869	VIVENDI	0,388769612	ERICSSON B	0,390665084
407	ENDESA	0,3867	TENARIS	0,388446846	NOKIA	0,390663931
408	IBERDROLA	0,3864	KGHM	0,38832894	CARREFOUR	0,390538486
409	EDENRED	0,3856	DCC	0,388264673	DINO POLSKA SA	0,390515132
410	CD PROJEKT	0,3855	GERRESHEIMER	0,388220696	JERONIMO MARTINS	0,390501201
411	ESSILORLUXOTTICA	0,3855	AIXTRON	0,387863512	KONINKLIJKE AHOLD	0,390477358
412	VERBUND	0,3854	D IETEREN GROUP	0,387812252	CASTELLUM	0,390032306
413	HALMA	0,3853	E ON N	0,387783448	VONOVIA	0,390025163
414	DRAX GROUP	0,3851	NATURGY ENERGY	0,387756228	ALLREAL HOLDING	0,390024785
415	E ON N	0,3850	ROTORK	0,387636732	PSP SWISS PROPERTY AG	0,39001463
416	BALOISE HOLDING	0,3849	EDENRED	0,387601871	D IETEREN GROUP	0,389897215
417	IVECO GROUP	0,3849	BALFOUR BEATTY	0,38757972	SIEGFRIED 'R'	0,389895704
418	NEXI	0,3848	ELEKTA B	0,387121107	RATIONAL	0,389885827
419	PKO BANK	0,3848	HALMA	0,387088068	ELECTROLUX B	0,389865682
420	ORLEN	0,3846	RECORDATI INDUA.CHIMICA	0,38708461	SEB	0,389825647
421	SGS 'N'	0,3844	ARCADIS	0,386585646	ENDESA	0,389752099
422	RUBIS	0,3843	NN GROUP	0,386510976	ROYAL UNIBREW	0,389743783
423	ADDTECH B	0,3838	AZELIS GROUP	0,385818541	SCHINDLER 'P'	0,389718115
424	HOCHTIEF	0,3836	BUCHER INDUSTRIES	0,385718775	IMI	0,389700488
425	DCC	0,3833	ESSILORLUXOTTICA	0,385510204	INFICON	0,389696547
426	PENNON GROUP	0,3832	INTL.CONS.AIRL.GP.	0,385322071	EXOR NV ORD	0,389694523
427	GALENICA SANTE	0,3831	NEXI	0,385227889	VOLVO B	0,389693217
428	RECORDATI INDUA.CHIMICA	0,3826	RWE	0,385181651	TRELLEBORG B	0,38969319
429	NEXT	0,3824	ORLEN	0,385008423	BUCHER INDUSTRIES	0,3896925
430	DKSH HOLDING	0,3822	MARKS & SPENCER GROUP	0,384827612	ROTORK	0,3896922
431	JD SPORTS FASHION	0,3820	ENEL	0,384635279	KNORR BREMSE	0,389690445
432	AZELIS GROUP	0,3817	DSV	0,38415037	DAIMLER TRUCK HOLDING E	0,389689826
433	ROTORK	0,3816	VISTRY GROUP	0,383670204	SULZER 'R'	0,389689668
434	ALLEGRO	0,3811	DEUTSCHE LUFTHANSA	0,383581565	NEXANS	0,389689398

435	HIKMA PHARMACEUTICALS	0,3810	NEXT	0,383550799	ABB LTD N	0,389689147
436	ISS	0,3807	ALCON (SWX)	0,383486555	SAGAX B	0,389687187
437	THALES	0,3804	GBL NEW	0,383434135	WEIR GROUP	0,389681869
438	AZIMUT HOLDING	0,3803	FASTIGHETS BALDER B	0,383258963	METSO CORPORATION	0,389681642
439	AXA	0,3798	THALES	0,383091613	AALBERTS	0,389675392
440	ROYAL UNIBREW	0,3797	KUEHNE UND NAGEL	0,383056801	SFS GROUP	0,389651915
441	SWEDISH ORPHAN BIOVITRUM	0,3795	PENNON GROUP	0,382673782	GEORG FISCHER	0,389614882
442	COMET HOLDINGS 'R'	0,3794	IVECO GROUP	0,382626631	TENARIS	0,389512571
443	WOLTERS KLUWER	0,3794	WIENERBERGER	0,38247391	VIVENDI	0,38943461
444	ESSITY B	0,3793	AUTO TRADER GROUP	0,382423866	AIXTRON	0,389347463
445	VIVENDI	0,3790	HOCHTIEF	0,38237711	DCC	0,389328707
446	TELENOR	0,3790	OCADO GROUP	0,382330357	BOLLORE	0,389321376
447	HEXAGON B	0,3789	INFRASTRUTTURE WIRELESS	0,382329529	HOCHTIEF	0,389262255
448	ANTOFAGASTA	0,3789	ACKERMANS & VAN HAAREN	0,38232746	PEARSON	0,389261247
449	IMCD GROUP	0,3789	VIDRALA	0,382202769	PUBLICIS GROUPE	0,3892466
450	LOTUS BAKERIES	0,3787	GALENICA SANTE	0,382107471	HOLMEN B	0,389027207
451	ELISA	0,3787	ROYAL UNIBREW	0,381985128	SWISS PRIME SITE	0,388941445
452	INFRASTRUTTURE WIRELESS	0,3786	WOLTERS KLUWER	0,381965311	HEXAGON B	0,388870975
453	SARTORIUS SHS.PREF.	0,3781	FUCHS PREF.	0,381920044	SPECTRIS	0,388825696
454	JOHNSON MATTHEY	0,3780	SPIRAX GROUP	0,381894222	NESTE	0,38881254
455	FERRARI	0,3780	ENDESA	0,381798029	ARGENX	0,388443174
456	FUCHS PREF.	0,3777	VERBUND	0,381748886	GERRESHEIMER	0,388373113
457	OERSTED	0,3776	AXA	0,381120908	HALMA	0,388272256
458	SPIE	0,3774	TELEPERFORMANCE	0,381103939	SANDOZ GROUP	0,387323001
459	TAG IMMOBILIEN	0,3773	DRAX GROUP	0,381021288	VIDRALA	0,387192806
460	INPOST	0,3772	AZIMUT HOLDING	0,380951643	NATIONAL GRID	0,386895204
461	SAGAX B	0,3766	BAVARIAN NORDIC	0,380818425	GRAFTON GROUP	0,386761871
462	VISCOFAN	0,3764	ACS ACTIV.CONSTR.Y SERV.	0,380782857	SARTORIUS STEDIM BIOTECH	0,386649109
463	ACS ACTIV.CONSTR.Y SERV.	0,3755	SWEDISH ORPHAN BIOVITRUM	0,379776402	DIASORIN	0,38664777
464	FASTIGHETS BALDER B	0,3746	B&M EUROPEAN VAL.RET.	0,379503476	AMPLIFON	0,386638206
465	KONECRANES	0,3745	ELISA	0,379409213	ALCON (SWX)	0,386636043
466	ZEALAND PHARMA	0,3738	JD SPORTS FASHION	0,379238911	CARL ZEISS MEDITEC	0,386636012
467	ACKERMANS & VAN HAAREN	0,3738	SPIE	0,379071397	SMITH & NEPHEW	0,386572117
468	SES FDR (LUX)	0,3736	NEMETSCHKE	0,378772793	NATURGY ENERGY	0,386145831
469	FORTUM	0,3734	SES FDR (LUX)	0,378761148	ESSILORLUXOTTICA	0,386090838
470	NEOEN	0,3731	FORTUM	0,378710967	COMPUTACENTER	0,385805887
471	DSV	0,3729	DEMANT	0,378659392	LONDONMETRIC PROPERTY	0,38535091
472	SWISS PRIME SITE	0,3727	HEXAGON B	0,378179544	KESKO B	0,385341926
473	WIHLBORGS FASTIGHETER	0,3727	INPOST	0,377513718	THULE GROUP	0,384907453
474	PSP SWISS PROPERTY AG	0,3727	CELLNEX TELECOM	0,377220505	VESTAS WINDSYSTEMS	0,384494416

475	NEMETSCHEK	0,3726	ADDTECH B	0,376985322	SIEMENS ENERGY N	0,384464623
476	EMS CHEMIE 'N'	0,3723	FERROVIAL	0,376976237	EDP RENOVAVEIS	0,384339922
477	SAFRAN	0,3719	SAGAX B	0,376957159	PENNON GROUP	0,384245175
478	INDUTRADE	0,3719	OCI	0,376919199	NEXT	0,38407218
479	WAREHOUSES DE PAUW	0,3718	ISS	0,376629536	WIENERBERGER	0,383533428
480	SFS GROUP	0,3714	ARGENX	0,37660117	UNITED UTILITIES GROUP	0,38335066
481	SEVERN TRENT	0,3713	HALEON	0,376328844	GBL NEW	0,383080794
482	TOMRA SYSTEMS	0,3711	MELROSE INDUSTRIES	0,376008179	SPIRAX GROUP	0,382765804
483	INTERTEK GROUP	0,3708	JOHNSON MATTHEY	0,375868375	FUCHS PREF.	0,382584274
484	EQUINOR	0,3705	ZEALAND PHARMA	0,375753899	ACKERMANS & VAN HAAREN	0,382390276
485	BOUYGUES	0,3703	SARTORIUS SHS.PREF.	0,3756536	SES FDR (LUX)	0,382110419
486	SAFESTORE HOLDINGS	0,3701	INTERPUMP GROUP	0,375314077	CELLNEX TELECOM	0,382094376
487	VISTRY GROUP	0,3701	WIHLBORGS FASTIGHETER	0,375258259	MILLICOM INTL.CELU. SDR	0,382086094
488	A P MOLLER MAERSK B	0,3695	KONECRANES	0,374767296	TELE2 B	0,38205589
489	BAE SYSTEMS	0,3693	WAREHOUSES DE PAUW	0,374389103	INTERPUMP GROUP	0,381798713
490	FLUGHAFEN ZURICH	0,3690	PSP SWISS PROPERTY AG	0,374196414	ACS ACTIV.CONSTR.Y SERV.	0,381381518
491	GN STORE NORD	0,3684	RUBIS	0,373686552	LIFCO B	0,381376325
492	FERROVIAL	0,3683	NEOEN	0,373548848	ASM INTERNATIONAL	0,381350151
493	OCADO GROUP	0,3679	EQUINOR	0,372875276	STMICROELECTRONICS	0,381345729
494	TEMENOS N	0,3677	SWISS PRIME SITE	0,372842661	SOITEC	0,381321566
495	AKER BP	0,3675	INDUTRADE	0,372707964	WIHLBORGS FASTIGHETER	0,38130581
496	SWECO B	0,3674	TESCO	0,372670165	NEXI	0,381185057
497	QINETIQ GROUP	0,3673	TOMRA SYSTEMS	0,37235988	INFRASTRUTTURE WIRELESS	0,380925944
498	K S N	0,3667	SFS GROUP	0,372322443	INTL.CON.S.AIRL.GP.	0,380557698
499	MILLICOM INTL.CELU. SDR	0,3667	RANDSTAD	0,371723318	MARKS & SPENCER GROUP	0,380536023
500	BRUNELLO CUCINELLI	0,3662	TECAN 'R'	0,371411325	NEMETSCHEK	0,380301557
501	DELIVERY HERO	0,3661	TAG IMMOBILIEN	0,370890299	ELISA	0,379687211
502	TECAN 'R'	0,3659	COMET HOLDINGS 'R'	0,37088023	POSTE ITALIANE	0,379521719
503	WALLENSTAM B	0,3656	FUGRO C	0,370734472	KUEHNE UND NAGEL	0,379476144
504	FUGRO C	0,3653	REPLY	0,370648823	INPOST	0,379468412
505	KINNEVIK B	0,3652	TELENOR	0,370473116	SUBSEA 7	0,378999938
506	CELLNEX TELECOM	0,3643	A P MOLLER MAERSK B	0,370472779	ELEKTA B	0,37822317
507	BKW	0,3632	INTERTEK GROUP	0,370460611	VERBUND	0,378080231
508	ASHTAD GROUP	0,3630	K S N	0,369342711	ADDTECH B	0,377985122
509	KONINKLIJKE AHOLD	0,3619	FLUGHAFEN ZURICH	0,369287217	MELROSE INDUSTRIES	0,377679165
510	PUBLICIS GROUPE	0,3619	SWECO B	0,368982603	AMBU B	0,37738384
511	SOFINA	0,3617	TEMENOS N	0,36883027	KONECRANES	0,376323583
512	AMPLIFON	0,3615	QINETIQ GROUP	0,368483438	JOHNSON MATTHEY	0,376162171
513	TELEPERFORMANCE	0,3613	GN STORE NORD	0,368166296	INDUTRADE	0,376049296
514	BEIJER REF B	0,3613	MILLICOM INTL.CELU. SDR	0,36795184	REPLY	0,37596824

515	TESCO	0,3604	BRUNELLO CUCINELLI	0,367579686	TESCO	0,375585234
516	OCI	0,3602	BOUYGUES	0,367150331	KONGSBERG GRUPPEN	0,375500823
517	EXPERIAN	0,3596	SERCO GROUP	0,366284721	SAFRAN	0,375498462
518	BECHTLE	0,3596	BECHTLE	0,365806343	DASSAULT AVIATION	0,375486036
519	GTT	0,3595	WALLENSTAM B	0,364995644	ROLLS ROYCE HOLDINGS	0,375481682
520	BAVARIAN NORDIC	0,3593	ASHTAD GROUP	0,364770248	BAE SYSTEMS	0,375477843
521	ALLREAL HOLDING	0,3587	BEIJER REF B	0,364659646	RHEINMETALL	0,375474188
522	INVESTOR B	0,3584	PUBLICIS GROUPE	0,363339414	THALES	0,375467261
523	MERLIN PROPERTIES REIT	0,3576	LIFCO B	0,3632942	DSV	0,375026913
524	SCOUT24	0,3568	ALLREAL HOLDING	0,36326644	BEIJER REF B	0,3744315
525	DEMANT	0,3558	KONINKLIJKE AHOLD	0,362936081	RUBIS	0,374248609
526	LUNDBERGFÖRETAGEN B	0,3558	SEVERN TRENT	0,36266287	JD SPORTS FASHION	0,373906282
527	ALLFUNDS GROUP	0,3558	AMPLIFON	0,36237747	A P MOLLER MAERSK B	0,373531542
528	EASYJET	0,3545	SOFINA	0,362299774	RANDSTAD	0,373236104
529	WPP	0,3532	EXPERIAN	0,361502754	INTERTEK GROUP	0,372952789
530	LEG IMMOBILIEN	0,3529	FORTNOX AB	0,361155418	ASHTAD GROUP	0,372333769
531	RANDSTAD	0,3526	GTT	0,360423516	SWECO B	0,372222553
532	MELROSE INDUSTRIES	0,3524	SCOUT24	0,360093277	COMET HOLDINGS 'R'	0,372135714
533	SOFTCAT	0,3524	MERLIN PROPERTIES REIT	0,359126092	TEMENOS N	0,372013306
534	FORTNOX AB	0,3519	WPP	0,357809549	FUGRO C	0,371838149
535	SYDBANK	0,3497	LUNDBERGFÖRETAGEN B	0,357556352	TELENOR	0,370647343
536	SERCO GROUP	0,3496	ALLFUNDS GROUP	0,357405129	EIFFAGE	0,370385089
537	SAGE GROUP	0,3495	KONGSBERG GRUPPEN	0,357277176	SPIE	0,370381692
538	CONVATEC GROUP	0,3494	EASYJET	0,356832607	SCOUT24	0,370381223
539	FREENET	0,3491	AKER BP	0,356790867	BALFOUR BEATTY	0,370356871
540	ADECCO GROUP	0,3479	BKW	0,35669002	ARCADIS	0,370334617
541	SKANSKA B	0,3476	SAGE GROUP	0,355754529	VINCI	0,370319949
542	BUZZI	0,3475	DELIVERY HERO	0,355216402	TECAN 'R'	0,370286762
543	AMBU B	0,3472	BUZZI	0,35421174	EXPERIAN	0,369998599
544	EVOLUTION	0,3470	LEG IMMOBILIEN	0,353638827	FERROVIAL	0,369873672
545	DINO POLSKA SA	0,3464	SKANSKA B	0,351316058	BOUYGUES	0,369599697
546	KONGSBERG GRUPPEN	0,3462	IPSOS	0,351230157	QINETIQ GROUP	0,369513974
547	COMPUTACENTER	0,3458	KINNEVIK B	0,350889768	SEVERN TRENT	0,368057559
548	HISCOX DI	0,3458	RYANAIR HOLDINGS	0,35069988	GTT	0,367789121
549	TRITAX BIG BOX REIT	0,3457	FREENET	0,350122215	RIO TINTO	0,36718048
550	JUST EAT TAKEAWAY.COM	0,3454	SOFTCAT	0,348901514	BUZZI	0,36610395
551	LIFCO B	0,3449	CONVATEC GROUP	0,348166738	WALLENSTAM B	0,365927213
552	INTERMEDIATE CAPITAL GP.	0,3447	EVOLUTION	0,347608763	DSM FIRMENICH	0,365002725
553	BUNZL	0,3446	TRITAX BIG BOX REIT	0,347463716	FORTNOX AB	0,36259649
554	SMITH & NEPHEW	0,3439	DINO POLSKA SA	0,347204122	SAGE GROUP	0,362307224
555	STRAUMANN HLDG.	0,3439	HAYS	0,346836403	SOFINA	0,361902054

556	ALCON (SWX)	0,3439	AMBU B	0,346757705	CONVATEC GROUP	0,360918075
557	B&M EUROPEAN VAL.RET.	0,3430	COMPUTACENTER	0,346433382	WPP	0,359561628
558	RYANAIR HOLDINGS	0,3415	HISCOX DI	0,346411957	ALLFUNDS GROUP	0,359524154
559	NORDNET	0,3413	EURAZEO	0,346359179	INDUSTRIVARDEN C	0,358837081
560	DIRECT LINE IN.GROUP	0,3412	INTERMEDIATE CAPITAL GP.	0,345976186	RYANAIR HOLDINGS	0,357727135
561	UNIVERSAL MUSIC GROUP	0,3394	SMITH & NEPHEW	0,345391529	EVOLUTION	0,357155822
562	ITV	0,3388	BUNZL	0,345194056	BKW	0,356907977
563	AVOLTA AG	0,3387	HEMNET GROUP	0,343128903	HAYS	0,356084097
564	AUTO TRADER GROUP	0,3376	DIRECT LINE IN.GROUP	0,342906949	SARTORIUS SHS.PREF.	0,355815931
565	ARGENX	0,3373	NORDNET	0,342364559	SOFTCAT	0,354816899
566	IPSOS	0,3371	ADECCO GROUP	0,342226376	IPSOS	0,354121218
567	ST.JAMES'S PLACE ORD	0,3369	AVOLTA AG	0,341684008	LEG IMMOBILIEN	0,353792491
568	HEMNET GROUP	0,3368	VAT GROUP	0,341549271	BUNZL	0,353708133
569	SWISSQUOTE 'R'	0,3357	UNIVERSAL MUSIC GROUP	0,340923978	FREENET	0,351616402
570	VAT GROUP	0,3356	HARGREAVES LANSDOWN	0,340765386	KINNEVIK B	0,351470748
571	SECURITAS B	0,3354	INCHCAPE	0,340287067	SKANSKA B	0,350723367
572	INDUSTRIVARDEN C	0,3353	SWISSQUOTE 'R'	0,339372068	HEMNET GROUP	0,348577985
573	SARTORIUS STEDIM BIOTECH	0,3348	ADYEN	0,338914247	HARGREAVES LANSDOWN	0,344590152
574	HARGREAVES LANSDOWN	0,3347	ST.JAMES'S PLACE ORD	0,337322788	DIRECT LINE IN.GROUP	0,343524136
575	INCHCAPE	0,3340	STRAUMANN HLDG.	0,337187345	VAT GROUP	0,34338373
576	HAYS	0,3322	INDUSTRIVARDEN C	0,336655757	EURAZEO	0,342603394
577	EXOR NV ORD	0,3321	SARTORIUS STEDIM BIOTECH	0,334413116	STRAUMANN HLDG.	0,341634081
578	DIASORIN	0,3316	SECURITAS B	0,334373789	ADYEN	0,34146748
579	ADYEN	0,3314	ITV	0,332740426	UNIVERSAL MUSIC GROUP	0,341282446
580	INTERPUMP GROUP	0,3309	DIPLOMA	0,331785669	SWISSQUOTE 'R'	0,340018627
581	IG GROUP HOLDINGS	0,3299	DIASORIN	0,331479264	ST.JAMES'S PLACE ORD	0,338659229
582	DIPLOMA	0,3280	IG GROUP HOLDINGS	0,329487846	DIPLOMA	0,335330776
583	EURAZEO	0,3261	CTS EVENTIM	0,325895534	SECURITAS B	0,333884061
584	CTS EVENTIM	0,3258	AVANZA BANK HOLDING	0,324971819	ITV	0,332913648
585	AVANZA BANK HOLDING	0,3237	WISE A	0,324170929	IG GROUP HOLDINGS	0,332018604
586	GAMES WORKSHOP	0,3222	GAMES WORKSHOP	0,32370007	CTS EVENTIM	0,326871305
587	SECTRA B	0,3139	SECTRA B	0,322327957	INTERMEDIATE CAPITAL GP.	0,324970099
588	PORSCHE AML.HLDG.PREF.	0,3080	PORSCHE AML.HLDG.PREF.	0,311579432	AVANZA BANK HOLDING	0,324917101
589	WISE A	0,3076	ABRDN	0,307425869	SECTRA B	0,324559644
590	ABRDN	0,3063	EXOR NV ORD	0,289374513	WISE A	0,324446534

APPENDIX B

This appendix presents the rankings obtained using the PROMETHEE II method for the years 2018 to 2023.

	Anno 2018	Anno 2019	Anno 2020
1	NESTLE 'N'	NESTLE 'N'	NESTLE 'N'
	60,0525	59,9898	60,8881
2	VALLOUREC	ORKLA	ORKLA
	59,9068	57,9508	60,6644
3	ORKLA	DANONE	DANONE
	58,0390	57,8712	57,4305
4	DANONE	VALLOUREC	ASSOCIATED BRIT.FOODS
	56,5847	57,5610	57,3407
5	ASSOCIATED BRIT.FOODS	ASSOCIATED BRIT.FOODS	BRITISH AMERICAN TOBACCO
	56,3407	57,1729	56,3322
6	TUI N	BRITISH AMERICAN TOBACCO	VALLOUREC
	53,8712	54,3237	54,6831
7	IMPERIAL BRANDS	CHOC.LINDT &SPRUENGLI	CHOC.LINDT &SPRUENGLI
	53,7881	53,6458	54,1576
8	NORSK HYDRO	TUI N	ENAGAS
	53,0881	53,3288	53,8881
9	BARRY CALLEBAUT	BARRY CALLEBAUT	LOTUS BAKERIES
	52,9034	53,2898	53,4339
10	LOTUS BAKERIES	IMPERIAL BRANDS	IMPERIAL BRANDS
	52,6678	52,1831	53,1271
11	JDE PEET S	LOTUS BAKERIES	SNAM
	52,6458	51,9085	52,5542
12	ACCOR	ENAGAS	TUI N
	51,4271	51,7729	51,4322
13	MARKS & SPENCER GROUP	NORSK HYDRO	CRANSWICK
	51,2356	51,7186	50,8508
14	CHOC.LINDT &SPRUENGLI	MARKS & SPENCER GROUP	ACCOR
	51,2169	51,6814	50,7983
15	BRITISH AMERICAN TOBACCO	ACCOR	TECHNIP ENERGIES
	51,1051	51,1898	50,1593
16	MERCK KGAA	WHITBREAD	JERONIMO MARTINS
	50,7508	49,0322	49,7864
17	ROCHE HOLDING	ROCHE HOLDING	KERRY GROUP 'A'
	49,7847	48,6237	49,7847
18	WHITBREAD	MERCK KGAA	LAND SECURITIES GROUP
	49,5881	47,7508	49,2458
19	SNAM	CARREFOUR	MARKS & SPENCER GROUP
	49,3305	47,7254	49,2356
20	ASTRAZENECA	BOLIDEN ORD SHS	TENARIS
	49,0356	47,4627	49,0102
21	SODEXO	LAND SECURITIES GROUP	BARRY CALLEBAUT
	49,0356	47,3407	48,6949
22	NOVARTIS 'R'	SNAM	AURUBIS
	48,5441	47,1712	48,5119
23	DIAGEO	AURUBIS	ROCHE HOLDING
	48,2322	47,1593	48,4864

24	LAND SECURITIES GROUP	48,1237	TECHNIP ENERGIES	47,1475	ICTL.HTLS.GP.	48,4661
25	CARREFOUR	47,9915	RIO TINTO	47,1203	CARREFOUR	48,3458
26	SSAB B	47,6525	KLEPIERRE REIT	46,9898	BIG YELLOW GROUP	48,3390
27	AURUBIS	47,4254	ASTRAZENECA	46,8610	AAK	48,1051
28	GECINA	47,3814	NOVARTIS 'R'	46,7797	GREGGS	47,9932
29	ENAGAS	47,3322	GECINA	46,7542	ASTRAZENECA	47,7373
30	TATE & LYLE	46,8831	TENARIS	46,4593	WHITBREAD	47,5780
31	TECHNIP ENERGIES	46,7373	ANGLO AMERICAN	46,2983	BOLIDEN ORD SHS	47,1746
32	BRITISH LAND	46,4797	SODEXO	46,2661	KGHM	47,0746
33	SANOFI	46,2136	GREGGS	46,2322	NORSK HYDRO	46,8017
34	KERRY GROUP 'A'	46,1847	ICTL.HTLS.GP.	46,2051	SALMAR	46,7492
35	KESKO B	46,1542	ALLEGRO	45,6322	SUBSEA 7	46,1000
36	PERNOD RICARD	46,1288	AAK	45,5119	COVIVIO	45,7475
37	JERONIMO MARTINS	45,5085	SSAB B	44,9814	GECINA	45,7085
38	KLEPIERRE REIT	45,1373	DIAGEO	44,9610	TATE & LYLE	45,6712
39	GLENCCORE	44,9407	COCA COLA HBC	44,7898	VOESTALPINE	45,4661
40	BAYER	44,7458	IPSEN	44,6220	DIAGEO	45,0966
41	WENDEL	44,6932	BRITISH LAND	44,5746	COCA COLA HBC	44,7593
42	COCA COLA HBC	44,6237	SUBSEA 7	44,5288	PERNOD RICARD	44,6542
43	COVIVIO	44,5000	VOESTALPINE	44,4847	SODEXO	44,5424
44	UNIBAIL RODAMCO WE	44,2525	WENDEL	44,3424	BRITISH LAND	44,3390
45	HEINEKEN HOLDING	44,1000	KESKO B	44,2780	KESKO B	44,3136
46	BIG YELLOW GROUP	43,7356	KERRY GROUP 'A'	44,0932	UNIBAIL RODAMCO WE	44,2644
47	ALLEGRO	43,6186	HEINEKEN HOLDING	44,0915	SANOFI	44,1559
48	ANGLO AMERICAN	43,6136	GLANBIA	43,9271	BAKKAFROST	44,0831
49	ICTL.HTLS.GP.	43,4864	GLENCCORE	43,9000	GLANBIA	43,9746
50	TENARIS	43,4153	SANOFI	43,8610	NOVARTIS 'R'	43,8169
51	KGHM	43,2407	PERNOD RICARD	43,7661	KLEPIERRE REIT	43,7678
52	NOVO NORDISK 'B'	42,8898	COVIVIO	43,6712	COFINIMMO	43,4610
53	CRANSWICK	42,6966	BIG YELLOW GROUP	43,6339	ANGLO AMERICAN	43,3559
54	RIO TINTO	42,6169	TATE & LYLE	42,9525	JDE PEET S	43,2661
55	COFINIMMO	42,6169	MOWI	42,8898	SAIPEM	43,2542
56	IPSEN	42,5593	COFINIMMO	42,8627	IPSEN	43,0847
57	SANDVIK	42,3881	CRANSWICK	42,8305	SANDVIK	42,9186
58	FLSMIDTH AND B	42,1949	JERONIMO MARTINS	42,6949	MERCK KGAA	42,6831
59	LA FRANCAISE DES JEUX	42,1000	AENA SME	42,3847	HEINEKEN HOLDING	42,4746
60	VOESTALPINE	42,0254	KGHM	41,6915	AENA SME	42,2203
61	BAKKAFROST	42,0119	NOVO NORDISK 'B'	41,5898	NOVO NORDISK 'B'	42,2068
62	GLANBIA	41,7678	UNIBAIL RODAMCO WE	41,5729	ENTAIN	41,8085
63	HEINEKEN	41,5763	SEGRO	41,4220	SSAB B	41,7068
64	SEGRO	41,4695	HEINEKEN	41,0390	LA FRANCAISE DES JEUX	41,3441
65	BOLIDEN ORD SHS	41,0068	BAYER	40,6729	MOWI	41,3034

66	AXFOOD	40,5898	LA FRANCAISE DES JEUX	40,5610	FLSMIDTH AND B	41,2475
67	ARCELORMITTAL	40,4949	TESCO	40,2305	GLENCORE	40,9203
68	ANHEUSER BUSCH INBEV	40,1695	LONDONMETRIC PROPERTY	40,0763	HEINEKEN	40,8797
69	GREGGS	40,1220	SAIPEM	39,8153	TESCO	40,7458
70	ADP	39,7763	FLSMIDTH AND B	39,7508	CARLSBERG B	40,6288
71	SHAFTESBURY CAPITAL	39,6525	ANHEUSER BUSCH INBEV	39,0322	UCB	40,5169
72	SAINSBURY J	39,5932	DERWENT LONDON	38,9119	ARCELORMITTAL	40,2458
73	AAK	39,4932	SHAFTESBURY CAPITAL	38,8153	GRIFOLS ORD CL A	40,2068
74	SAIPEM	39,1983	BAKKAFROST	38,7475	SAINSBURY J	40,1797
75	CARLSBERG B	38,6424	SANDVIK	38,7169	WENDEL	39,9508
76	TESCO	38,5593	SAINSBURY J	38,2864	SHAFTESBURY CAPITAL	39,8068
77	UNITE GROUP	38,4237	ADP	37,7119	GTT	39,3712
78	MOWI	38,3644	GTT	37,6492	RIO TINTO	39,0915
79	SALMAR	38,1695	UCB	37,4763	ANHEUSER BUSCH INBEV	38,8542
80	UNILEVER (UK)	37,6610	CARLSBERG B	37,3831	COMPASS GROUP	38,7390
81	UCB	37,6441	JDE PEET S	37,0898	DERWENT LONDON	38,5203
82	KINGFISHER	36,5288	ARCELORMITTAL	36,9712	SEGRO	38,0000
83	GETLINK	35,9729	UNILEVER (UK)	36,2966	LONDONMETRIC PROPERTY	37,4593
84	COMPASS GROUP	35,6712	AXFOOD	35,7661	BAYER	37,4000
85	LONDONMETRIC PROPERTY	35,4898	KONINKLIJKE AHOLD	35,7085	AXFOOD	36,9576
86	DAVIDE CAMPARI MILANO	35,1085	SALMAR	35,5458	ADP	36,8797
87	KONINKLIJKE AHOLD	34,9932	MONDI	35,3373	ORION B	35,9797
88	FUGRO C	34,9780	ORION B	35,2373	EUROFINS SCIEN.	35,7695
89	KERING	34,9271	GETLINK	34,8559	FUGRO C	35,5203
90	AEDIFICA	34,8780	FUGRO C	34,7966	UNITE GROUP	35,2339
91	MONDI	34,7661	ANTOFAGASTA	34,6610	KERING	34,9797
92	ORION B	34,3831	KERING	34,5983	KONINKLIJKE AHOLD	34,6797
93	SIG GROUP N	34,1831	HENNES & MAURITZ B	34,3763	SIG GROUP N	34,3085
94	INDITEX	34,0678	STORA ENSO R	34,1712	AEDIFICA	34,1763
95	AENA SME	34,0085	INDITEX	33,9661	STORA ENSO R	34,1254
96	GTT	33,7407	UNITE GROUP	33,8424	MONDI	33,6390
97	SUBSEA 7	33,5864	DAVIDE CAMPARI MILANO	33,8407	GETLINK	33,3576
98	HENNES & MAURITZ B	33,4898	HALEON	33,6305	HALEON	33,1678
99	L'OREAL	33,2220	SANDOZ GROUP	33,6305	SANDOZ GROUP	33,1678
100	STORA ENSO R	32,9407	COMPASS GROUP	33,5475	HENNES & MAURITZ B	33,0949
101	ANTOFAGASTA	32,4525	EVOLUTION	33,5237	INDITEX	32,7034
102	LATOUR INVESTMENT B	31,8576	KINGFISHER	33,1220	WAREHOUSES DE PAUW	32,4593
103	GRIFOLS ORD CL A	31,0678	AEDIFICA	32,9610	L'OREAL	32,4525
104	DERWENT LONDON	31,0017	EUROFINS SCIEN.	32,5373	DAVIDE CAMPARI MILANO	32,3559
105	DEUTSCHE LUFTHANSA	30,9831	GRIFOLS ORD CL A	31,9678	ALLEGRO	32,0712

106	LONZA GROUP	29,7881	ACCIONA	31,6288	UNILEVER (UK)	31,1949
107	GALENICA SANTE	29,6220	RECORDATI INDUA.CHIMICA	31,5390	ACCIONA	31,0746
108	FRESENIUS MED.CARE	29,4390	SIG GROUP N	31,5339	ROYAL UNIBREW	30,8610
109	ACCIONA	29,1627	LONZA GROUP	29,4831	KINGFISHER	30,3525
110	RECKITT BENCKISER GROUP	29,0881	L'OREAL	29,3458	A2A	29,7949
111	MERLIN PROPERTIES REIT	29,0254	ROYAL UNIBREW	29,1712	ANTOFAGASTA	29,7136
112	SANDOZ GROUP	28,8695	WAREHOUSES DE PAUW	29,1220	RECKITT BENCKISER GROUP	29,5627
113	HALEON	28,8695	A2A	29,0864	RECORDATI INDUA.CHIMICA	29,2661
114	INTL.CON.S.AIRL.GP.	28,2593	DEUTSCHE LUFTHANSA MERLIN PROPERTIES REIT	29,0763	FRESENIUS MED.CARE	29,2407
115	ROYAL UNIBREW	28,0864	ENTAIN	28,7746	DEUTSCHE LUFTHANSA	29,0136
116	DINO POLSKA SA	27,7983	OCADO GROUP	28,6881	OCADO GROUP	28,5881
117	EVOLUTION	27,4915	GALENICA SANTE	28,3492	DINO POLSKA SA	28,4627
118	OERSTED	27,1051	FRESENIUS MED.CARE	27,5610	ALK ABELLO B	28,3576
119	A2A	26,9678	RECKITT BENCKISER GROUP	27,4898	VERALLIA	28,1153
120	FLUGHAFEN ZURICH	26,9475	DINO POLSKA SA	26,8017	CASTELLUM	27,7729
121	PEARSON	26,8797	HIKMA PHARMACEUTICALS	26,7559	GBL NEW	27,6763
122	FRESENIUS	26,8763	VERALLIA	26,5254	HUHTAMAKI	27,6322
123	HIKMA PHARMACEUTICALS	26,6254	VIDRALA	26,4000	GALENICA SANTE	27,1441
124	VERALLIA	26,4203	FLUGHAFEN ZURICH	26,2797	SAFESTORE HOLDINGS	27,1390
125	VIDRALA	26,4017	SMITH (DS)	26,0136	EVOLUTION	26,9661
126	RECORDATI INDUA.CHIMICA	26,2085	FRESENIUS	25,9322	VIDRALA	26,3492
127	OCADO GROUP	26,0644	INTL.CON.S.AIRL.GP.	25,8881	MERLIN PROPERTIES REIT	25,9508
128	ENTAIN	26,0373	NEXT	25,8169	BEIERSDORF	25,9136
129	VERBUND	25,4898	LUNDBERGFÖRETAGEN B	25,5271	NEXT	25,8068
130	REDEIA CORPORACION	25,2305	HUHTAMAKI	25,2949	INTL.CON.S.AIRL.GP.	25,7559
131	NEOEN	25,0831	ALK ABELLO B	25,2288	VERBUND	25,7136
132	B&M EUROPEAN VAL.RET.	24,2678	PEARSON	25,2085	PEARSON	25,4949
133	TERNA RETE ELETTRICA NAZ	24,0492	OERSTED	24,9254	EDP ENERGIAS DE PORTUGAL	25,3288
134	ENDESA	23,6763	VERBUND	24,9102	D IETEREN GROUP	25,2508
135	NEXT	23,5000	SAFESTORE HOLDINGS	24,7983	FLUGHAFEN ZURICH	25,1441
136	SIEGFRIED 'R'	23,4814	REDEIA CORPORACION	24,7932	FRESENIUS	24,9203
137	SAFESTORE HOLDINGS	23,2390	DRAX GROUP	24,7169	LONZA GROUP	24,9153
138	BURBERRY GROUP	23,0305	B&M EUROPEAN VAL.RET.	24,5305	LATOUR INVESTMENT B	24,8458
139	SVENSKA CELLULOSA	22,9983	SWEDISH ORPHAN BIOVITRUM	23,9746	SMITH (DS)	24,5492
140	HUHTAMAKI	22,8746	LPP	23,6475	REDEIA CORPORACION	24,1525
141	IBERDROLA	22,7322	SIEGFRIED 'R'	23,5763	HIKMA PHARMACEUTICALS	23,9695
142	EDP ENERGIAS DE PORTUGAL	22,2746	PHILIPS ELTN.KONINKLIJKE	23,4627	LUNDBERGFÖRETAGEN B	23,9220
143	SMITH (DS)	22,2220			SIEGFRIED 'R'	23,8864

144	LUNDBERGFÖRETAGEN B	22,2034	VONOVIA	23,3186	DRAX GROUP	23,3712
145	EIFFAGE	21,6661	BURBERRY GROUP	23,0305	BURBERRY GROUP	23,2508
146	EUROFINS SCIEN.	21,6305	HOCHTIEF	22,8610	B&M EUROPEAN VAL.RET.	23,1729
147	PHILIPS ELTN.KONINKLIJKE	21,1661	ENDESA	22,8593	ELIA GROUP	23,0542
148	DEUTSCHE TELEKOM	21,1153	IBERDROLA	22,4051	TRAVIS PERKINS	22,7576
149	WPP	21,0797	TELEFONICA	22,1407	ENDESA	22,7017
150	ELIA GROUP	21,0559	LATOUR INVESTMENT B	22,0271	LPP	22,4695
151	BOLLORE	20,8797	ESSITY B	22,0068	IBERDROLA	22,4322
152	FORTUM	20,7119	EIFFAGE	21,8136	SWISS PRIME SITE	22,2864
153	WAREHOUSES DE PAUW	20,6797	UPM KYMMENE	21,4186	TRITAX BIG BOX REIT	22,2390
154	TRAVIS PERKINS	20,4695	EDP ENERGIAS DE PORTUGAL	21,2203	PHILIPS ELTN.KONINKLIJKE	22,1746
155	DRAX GROUP	20,3712	SWISS PRIME SITE	20,9373	HOCHTIEF	21,8203
156	HEIDELBERG MATERIALS	20,3407	D IETEREN GROUP	20,6153	INVESTOR B	21,7000
157	VONOVIA	19,9288	INVESTOR B	20,4763	EIFFAGE	21,3712
158	FASTIGHETS BALDER B	19,8661	UNIVERSAL MUSIC GROUP	20,4542	FASTIGHETS BALDER B	20,7373
159	HOCHTIEF	19,7492	GBL NEW	20,0712	TELEFONICA	20,3661
160	UPM KYMMENE	19,6576	ELIA GROUP	19,7797	TAG IMMOBILIEN	20,0932
161	ESSITY B	19,5983	TAG IMMOBILIEN	19,6780	UPM KYMMENE	20,0271
162	SWEDISH ORPHAN BIOVITRUM	19,4542	FASTIGHETS BALDER B	19,2831	OERSTED	19,7169
163	WIENERBERGER	19,4102	FORTUM	19,2169	PUBLICIS GROUPE	19,5305
164	SSE	19,2915	WPP	19,1254	EDP RENOVAVEIS	19,3051
165	SAGAX B	18,9831	TRAVIS PERKINS	19,0424	HERA	19,0983
166	PUBLICIS GROUPE	18,9559	DEUTSCHE TELEKOM	18,6305	BOLLORE	19,0017
167	TELEFONICA	18,9254	SWISSCOM 'R'	18,4847	WALLENSTAM B	18,7915
168	EDP RENOVAVEIS	18,4712	VINCI	18,4559	SSE	18,6831
169	ORANGE	18,3102	ORANGE	18,2220	VINCI	18,6458
170	ALK ABELLO B	18,2356	ROCKWOOL B	18,1441	SWEDISH ORPHAN BIOVITRUM	18,4119
171	WIHLBORGS FASTIGHETER	18,1288	TRITAX BIG BOX REIT	18,0458	WPP	17,9102
172	UNIVERSAL MUSIC GROUP	17,9593	WIENERBERGER	17,8593	VISCOFAN	17,8288
173	TRITAX BIG BOX REIT	17,5847	UNITED UTILITIES GROUP	17,7966	ESSITY B	17,5932
174	SWISSCOM 'R'	17,5407	VIVENDI	17,7881	QIAGEN	17,5220
175	BAVARIAN NORDIC	17,3102	HEIDELBERG MATERIALS	17,6797	VIVENDI	17,4237
176	CASTELLUM	17,2932	TERNA RETE ELETTRICA NAZ	17,6763	VODAFONE GROUP	17,3915
177	INDUSTRIVARDEN C	17,0797	WALLENSTAM B	17,6034	HEIDELBERG MATERIALS	17,1780
178	SKANSKA B	17,0441	SKANSKA B	17,2373	ENEL	17,1102
179	TAG IMMOBILIEN	16,9102	BEIERSDORF	17,1932	UNITED UTILITIES GROUP	17,0932
180	VINCI	16,7475	PUBLICIS GROUPE	16,9017	ORANGE	17,0356
181	GBL NEW	16,5949	AIRBUS	16,7288	KINNEVIK B	16,6356
182	BOUYGUES	16,5746	BAVARIAN NORDIC	16,7085	DEUTSCHE TELEKOM	16,6000

183	QIAGEN	16,1881	CASTELLUM	16,6763	SWISSCOM 'R'	16,3288
184	WALLENSTAM B	16,0932	VEOLIA ENVIRON	16,5780	AIRBUS	16,0864
185	INFRASTRUTTURE WIRELESS	15,9763	JD SPORTS FASHION	16,5102	RYANAIR HOLDINGS	15,8780
186	SWISS PRIME SITE	15,9000	HERA	16,3576	SVENSKA CELLULOSA	15,8424
187	NATIONAL GRID	15,6966	BOUYGUES	16,2119	VONOVIA	15,7814
188	MTU AERO ENGINES HLDG.	15,5661	EDP RENOVAVEIS	15,8356	VEOLIA ENVIRON	15,6712
189	INVESTOR B	15,5051	SSE	15,7814	SKANSKA B	15,5017
190	VEOLIA ENVIRON	15,4237	INDUSTRIVARDEN C	15,3814	BOUYGUES	15,3186
191	BEIERSDORF	15,1881	QIAGEN	15,3559	TERNA RETE ELETTRICA NAZ	15,1831
192	BALFOUR BEATTY	15,1441	INFRASTRUTTURE WIRELESS	14,8000	LEG IMMOBILIEN	15,1475
193	VIVENDI	15,1068	TELECOM ITALIA	14,5966	AVOLTA AG	15,0949
194	LEG IMMOBILIEN	15,0525	SVENSKA CELLULOSA	14,5661	KPN KON	15,0780
195	AVOLTA AG	14,9763	POSTE ITALIANE	14,5153	JD SPORTS FASHION	15,0203
196	LEONARDO	14,8305	AVOLTA AG	14,4729	ROCKWOOL B	14,8763
197	VISCOFAN	14,7712	NATIONAL GRID	14,4220	WIENERBERGER	14,6881
198	E ON N	14,6932	ROLLS ROYCE HOLDINGS	14,3542	EASYJET	14,6441
199	SIEMENS HEALTHINEERS	14,6407	BALFOUR BEATTY	14,3390	INTERNATIONAL	14,5559
200	DIETEREN GROUP	14,5695	EASYJET	14,1644	FORTUM	14,5525
201	POSTE ITALIANE	14,5068	SIEMENS HEALTHINEERS	14,0983	GENMAB	14,4000
202	LPP	14,4525	RYANAIR HOLDINGS	13,8508	TELECOM ITALIA	14,2593
203	RYANAIR HOLDINGS	14,3339	LEONARDO	13,7305	SIEMENS HEALTHINEERS	13,8898
204	AIRBUS	14,2831	E ON N	13,5220	INDUSTRIVARDEN C	13,7763
205	JD SPORTS FASHION	14,1610	WIHLBORGS FASTIGHETER	13,4966	POSTE ITALIANE	13,5983
206	HOLMEN B	14,1220	ARKEMA	13,3678	BAVARIAN NORDIC	13,5661
207	VODAFONE GROUP	13,9983	VISCOFAN	13,3220	BT GROUP	13,4814
208	HERA	13,9610	INTERNATIONAL	13,2508	ROLLS ROYCE HOLDINGS	13,3610
209	UNITED UTILITIES GROUP	13,9458	FERROVIAL	13,0729	SAGAX B	13,3203
210	ROCKWOOL B	13,8814	LEG IMMOBILIEN	13,0254	LEONARDO	12,8288
211	ENGIE	13,8136	BT GROUP	13,0102	DASSAULT AVIATION	12,7678
212	TELECOM ITALIA	13,5678	MTU AERO ENGINES HLDG.	12,6339	BALFOUR BEATTY	12,4390
213	ARKEMA	13,3102	VODAFONE GROUP	12,6322	DEUTSCHE POST	12,3339
214	KPN KON	13,1712	SPIE	12,5220	TELE2 B	12,2288
215	SPIE	12,9119	THALES	12,3356	ENGIE	12,1966
216	BT GROUP	12,6390	ENGIE	12,0966	FERROVIAL	12,1525
217	SEVERN TRENT	12,5644	ACS ACTIV.CONSTR.Y SERV.	12,0881	ALLREAL HOLDING	11,9237
218	EASYJET	12,4593	ELIS	12,0051	SEVERN TRENT	11,5305
219	ELIS	12,4169	TELIA COMPANY	11,8966	SPIE	11,3051
220	FERROVIAL	12,2068	ENEL	11,8542	HOLCIM	11,2542
221	ROLLS ROYCE HOLDINGS	12,1153	CENTRICA	11,6898	ACS ACTIV.CONSTR.Y SERV.	11,1881

222	GLAXOSMITHKLINE	11,8831	DASSAULT AVIATION	11,6017	HOLMEN B	10,9458
223	CENTRICA	11,6475	BOLLORE	11,4763	ELIS	10,7034
224	KUEHNE UND NAGEL	11,2576	DEUTSCHE POST	10,7068	E ON N	10,5169
225	SGS 'N'	11,2492	SEVERN TRENT	10,3898	AKZO NOBEL	10,4898
226	BIOMERIEUX	11,1288	WORLDLINE	10,3814	VESTAS WINDSYSTEMS	10,1085
227	DEUTSCHE POST	11,1136	HOLCIM	10,2203	PSP SWISS PROPERTY AG	10,1017
228	SAAB B	11,0610	KUEHNE UND NAGEL	10,1915	ARKEMA	10,0576
229	GIVAUDAN 'N'	10,9458	KPN KON	10,1610	KUEHNE UND NAGEL	9,9593
230	HOLCIM	10,8610	ALLREAL HOLDING	9,8051	SIEMENS ENERGY N	9,9339
231	INTERNATIONAL	10,5729	SAAB B	9,7949	GLAXOSMITHKLINE	9,7068
232	AKZO NOBEL	10,3814	GENMAB	9,7085	CENTRICA	9,6525
233	IPSOS	10,2864	SGS 'N'	9,5441	BAE SYSTEMS	9,4797
234	TELIA COMPANY	10,2746	GIVAUDAN 'N'	9,1898	ARCADIS	9,3220
235	ENEL	9,9915	A P MOLLER MAERSK B	9,1746	CRODA INTERNATIONAL	9,2220
236	KINNEVIK B	9,9814	NOVOZYMES B	8,8593	IPSOS	9,1288
237	SOFINA	9,8746	HOLMEN B	8,8254	WIHLBORGS FASTIGHETER	8,9559
238	CLARIANT	9,8661	IPSOS	8,7763	MTU AERO ENGINES HLDG.	8,8627
239	THALES	9,8458	LVMH	8,7051	UMICORE	8,8492
240	ITV	9,7356	KINNEVIK B	8,6831	BIOMERIEUX	8,8373
241	DASSAULT AVIATION	9,5136	AKZO NOBEL	8,5559	NOVOZYMES B	8,7136
242	ELISA	9,3542	ACKERMANS & VAN HAAREN	8,5169	LVMH	8,7034
243	ACS ACTIV.CONSTR.Y SERV.	9,2169	TELE2 B	8,4898	TELIA COMPANY	8,4949
244	TELENOR	9,2068	NEOEN	8,2356	THALES	8,3814
245	TOTALENERGIES	8,9966	UMICORE	8,1831	WORLDLINE	8,2966
246	MILLICOM INTL.CELU. SDR	8,5119	BIOMERIEUX	8,1169	RWE	8,1322
247	WACKER CHEMIE	8,4254	SAGAX B	8,1136	HENKEL PREFERENCE	8,1220
248	BUZZI	8,0492	ELISA	8,0847	RS GROUP	7,9254
249	BAE SYSTEMS	7,8729	CRODA INTERNATIONAL	7,9712	NEOEN	7,8271
250	EQUINOR	7,8559	MILLICOM INTL.CELU. SDR	7,4373	ITV	7,7441
251	NATURGY ENERGY	7,7203	BAE SYSTEMS	7,4085	GALP ENERGIA SGPS B	7,6475
252	PSP SWISS PROPERTY AG	7,4678	TOTALENERGIES	7,3797	SOFINA	7,5966
253	SPECTRIS	7,2983	RS GROUP	7,3475	DSV	7,5237
254	WORLDLINE	7,2220	SOFINA	7,3424	RHEINMETALL	7,5017
255	A P MOLLER MAERSK B	6,9610	WACKER CHEMIE	7,3237	NESTE	7,1593
256	ESSILORLUXOTTICA	6,7661	PSP SWISS PROPERTY AG	7,2932	NATIONAL GRID	7,1492
257	GALP ENERGIA SGPS B	6,7288	CLARIANT	7,2339	TELENOR	7,1271
258	RS GROUP	6,3763	VESTAS WINDSYSTEMS	7,1407	GIVAUDAN 'N'	7,0712
259	OMV	6,2797	INPOST	7,1254	WACKER CHEMIE	6,9780
260	ACKERMANS & VAN HAAREN	6,2763	RHEINMETALL	6,8966	INFRASTRUTTURE WIRELESS	6,9407
261	GENMAB	6,2492	INTERTEK GROUP	6,2610	SAAB B	6,8559

262	UMICORE	6,1339	SWECO B	6,2068	CLARIANT	6,6237
263	CRODA INTERNATIONAL	6,0712	BUZZI	5,9559	ELISA	6,4814
264	ISS	6,0169	TELENOR	5,8831	OMV	6,4017
265	SIEMENS ENERGY N	6,0136	ARCADIS	5,8220	TOTALENERGIES	6,0780
266	VESTAS WINDSYSTEMS	5,9119	OMV	5,7898	ACKERMANS & VAN HAAREN	5,8949
267	SWECO B	5,4763	NATURGY ENERGY	5,7559	GETINGE B	5,5000
268	ENI	5,4576	EVONIK INDUSTRIES	5,5000	NATURGY ENERGY	5,4627
269	ELEKTA B	5,4034	SIEMENS ENERGY N	5,3966	SGS 'N'	5,2797
270	SAFRAN	5,3373	ESSILORLUXOTTICA	5,3949	GERRESHEIMER	5,1627
271	NESTE	5,2203	L AIR LQE.SC.ANYME. POUR	5,3136	ADIDAS	5,1186
272	LVMH	5,1847	ELEKTA B	5,0780	BUZZI	4,7424
273	ADIDAS	5,1153	CARL ZEISS MEDITEC	5,0136	SWECO B	4,7102
274	NOVOZYMES B	4,9898	SIKA	5,0017	BASF	4,3627
275	INPOST	4,8525	GLAXOSMITHKLINE	5,0000	QINETIQ GROUP	4,3203
276	TELEPERFORMANCE	4,4085	ITV	4,9017	MILLICOM INTL.CELU. SDR	4,2051
277	EVONIK INDUSTRIES	4,3559	GALP ENERGIA SGPS B	4,8746	EVONIK INDUSTRIES	4,1559
278	RHEINMETALL	4,2661	NESTE	4,2576	ELEKTA B	4,0932
279	SIKA	4,1729	WISE A	4,1881	INFORMA	4,0186
280	ORLEN	4,1576	ENI	4,0712	COLOPLAST B	3,9169
281	GERRESHEIMER	4,1034	NEXI	3,9712	ENI	3,8220
282	ALLREAL HOLDING	3,9220	ADIDAS	3,9119	WISE A	3,7390
283	LANXESS	3,8169	COLOPLAST B	3,7932	STMICROELECTRONICS	3,6576
284	STMICROELECTRONICS	3,5559	BASF	3,6814	HEXAGON B	3,5966
285	WISE A	3,5492	SAFRAN	3,5525	BUREAU VERITAS	3,5424
286	COVESTRO	3,4661	STMICROELECTRONICS	3,4593	BACHEM HOLDING	3,5220
287	SARTORIUS SHS.PREF.	3,3797	GETINGE B	3,3424	REPSOL YPF	3,5136
288	SMITH & NEPHEW	3,3017	SPECTRIS	3,1712	CARL ZEISS MEDITEC	3,2780
289	DSV	3,2593	DSV	2,8559	HERMES INTL.	3,2475
290	RWE	3,2254	RWE	2,7153	ALLFUNDS GROUP	3,2102
291	PENNON GROUP	3,1847	QINETIQ GROUP	2,6661	EQUINOR	3,1458
292	COLOPLAST B	3,0305	LANXESS	2,4864	KEMIRA	3,1458
293	HENKEL PREFERENCE	2,9085	DKSH HOLDING	2,4508	SAFRAN	3,0729
294	CARL ZEISS MEDITEC	2,8441	HALMA	2,3983	EDENRED	3,0237
295	REPSOL YPF	2,8017	SONOVA N	2,2169	ITALGAS	3,0136
296	L AIR LQE.SC.ANYME. POUR	2,6458	ALLFUNDS GROUP	2,1915	ESSILORLUXOTTICA	2,9288
297	ALLFUNDS GROUP	2,6441	EDENRED	2,1373	HEXPOL B	2,9119
298	KEMIRA	2,5763	SMITH & NEPHEW	2,0322	RUBIS	2,7898
299	SARTORIUS STEDIM BIOTECH	2,5593	HEXAGON B	2,0220	INTERTEK GROUP	2,4542
300	INTERTEK GROUP	2,5475	GERRESHEIMER	1,9576	INPOST	2,4254
301	BUREAU VERITAS	2,4881	ISS	1,8763	SIKA	2,3390
302	SES FDR (LUX)	2,3949	ORLEN	1,8288	ORLEN	2,0780

303	BASF	1,8356	CELLNEX TELECOM	1,8254	ISS	2,0407
304	MELROSE INDUSTRIES	1,6186	BUREAU VERITAS	1,7983	EXPERIAN	2,0237
305	HEXPOL B	1,5559	KEMIRA	1,7542	A P MOLLER MAERSK B	1,9661
306	BP	1,3729	PENNON GROUP	1,7085	SONOVA N	1,9119
307	BKW	1,2559	EQUINOR	1,5746	DKSH HOLDING	1,8051
308	QINETIQ GROUP	1,2034	SARTORIUS STEDIM BIOTECH	1,5051	FREENET	1,6966
309	RENTOKIL INITIAL	0,9305	COVESTRO	1,4780	L AIR LQE.SC.ANYME. POUR	1,5644
310	BMW	0,8864	REPSOL YPF	1,4644	RENTOKIL INITIAL	1,5475
311	GETINGE B	0,7203	HENKEL PREFERENCE	1,2729	BKW	1,5441
312	WOLTERS KLUWER	0,6390	FREENET	1,1593	COVESTRO	1,3678
313	RENAULT	0,4542	RUBIS	1,1508	LANXESS	1,3186
314	RUBIS	0,4271	SES FDR (LUX)	1,1305	YARA INTERNATIONAL	1,2169
315	EDENRED	0,3424	INFORMA	1,1254	SYMRISE	1,0441
316	ZEALAND PHARMA	0,0424	SARTORIUS SHS.PREF.	1,0288	SMITH & NEPHEW	1,0186
317	TELE2 B	-0,2136	TELEPERFORMANCE	0,7203	NEXI	1,0034
318	ASML HOLDING	-0,2644	WOLTERS KLUWER	0,5034	WOLTERS KLUWER	0,8983
319	CELLNEX TELECOM	-0,3966	BKW	0,3847	SPECTRIS	0,8254
320	ARCADIS	-0,6881	ZEALAND PHARMA	0,2627	SARTORIUS SHS.PREF.	0,7932
321	HALMA	-0,7203	HEXPOL B	0,1339	SHELL	0,5356
322	SONOVA N	-1,4034	BMW	-0,2458	SES FDR (LUX)	0,3254
323	VOLKSWAGEN PREF.	-1,4610	MERCEDES BENZ GROUP N	-0,2627	KONGSBERG GRUPPEN	0,3068
324	FREENET	-1,7373	RENTOKIL INITIAL	-0,5153	TELEPERFORMANCE	0,1610
325	CHRISTIAN DIOR	-1,9492	YARA INTERNATIONAL	-0,6254	PENNON GROUP	0,0508
326	HEXAGON B	-2,3644	KONGSBERG GRUPPEN	-0,8966	UNIVERSAL MUSIC GROUP	-0,0254
327	K S N	-2,4881	BP	-0,9051	BP	-0,1949
328	PUMA	-2,6627	ASML HOLDING	-0,9508	STRAUMANN HLDG.	-0,2712
329	EXPERIAN	-2,7271	BOSS (HUGO)	-0,9746	ZEALAND PHARMA	-0,3051
330	YARA INTERNATIONAL	-2,7983	CHRISTIAN DIOR	-1,0441	HALMA	-0,7203
331	BACHEM HOLDING	-2,8322	SHELL	-1,3119	BMW	-0,8864
332	NEXI	-2,8458	PUMA	-1,4136	PUMA	-1,5441
333	SHELL	-2,9203	RENAULT	-1,6356	AKER BP	-1,5559
334	ELECTROLUX B	-3,1458	MICHELIN	-1,8695	CHRISTIAN DIOR	-1,8525
335	MICHELIN	-3,1881	RICHEMONT N	-2,0000	DEMANT	-1,9051
336	DIASORIN	-3,2542	SAINT GOBAIN	-2,3373	ADECCO GROUP	-2,0085
337	INFORMA	-3,3780	EXPERIAN	-2,6305	SIGNIFY	-2,0356
338	DEMANT	-3,3983	BRENNTAG	-3,0220	BOSS (HUGO)	-2,1220
339	SAINT GOBAIN	-3,4271	ADECCO GROUP	-3,1136	RENAULT	-2,3034
340	ADECCO GROUP	-3,4542	ITALGAS	-3,1254	RICHEMONT N	-2,6898
341	THE SWATCH GROUP	-3,4644	CONVATEC GROUP	-3,1847	JOHNSON MATTHEY	-2,7390
342	PKO BANK	-3,5559	DEMANT	-3,1966	ASML HOLDING	-3,0339
343	BOSS (HUGO)	-3,5627	BACHEM HOLDING	-3,4051	CONVATEC GROUP	-3,4678

344	MONCLER	-3,6797	VOLKSWAGEN PREF.	-3,4068	MERCEDES BENZ GROUP N	-3,4712
345	KONGSBERG GRUPPEN	-3,8186	STELLANTIS	-3,6000	MONCLER	-3,5271
346	SYMRISE	-3,8305	SEB	-3,8271	CELLNEX TELECOM	-3,5356
347	IMCD GROUP	-3,8729	ALCON (SWX)	-4,0237	SOITEC	-3,6441
348	STELLANTIS	-3,9068	SIGNIFY	-4,1508	MICHELIN	-3,8220
349	CONVATEC GROUP	-3,9288	SYMRISE	-4,1898	SARTORIUS STEDIM BIOTECH	-3,8271
350	AKER BP	-3,9627	MONCLER	-4,1966	RANDSTAD	-3,9220
351	HERMES INTL.	-4,1797	AKER BP	-4,3169	COMET HOLDINGS 'R'	-4,1390
352	STRAUMANN HLDG.	-4,5322	AMBU B	-4,3983	LAGERCRANTZ GROUP B	-4,2627
353	VALEO	-4,7458	STRAUMANN HLDG.	-4,4593	DSM FIRMENICH	-4,2763
354	RICHEMONT N	-4,7864	SERCO GROUP	-4,5881	SAINT GOBAIN	-4,3034
355	RANDSTAD	-4,8814	K S N	-4,6881	IMCD GROUP	-4,3661
356	JOHNSON MATTHEY	-5,1729	DIASORIN	-4,7983	AIXTRON	-4,9271
357	MERCEDES BENZ GROUP N	-5,2797	DSM FIRMENICH	-4,8441	VOLKSWAGEN PREF.	-4,9797
358	DSM FIRMENICH	-5,4932	LAGERCRANTZ GROUP B	-4,8610	MYCRONIC	-5,0678
359	LAGERCRANTZ GROUP B	-5,4966	IMCD GROUP	-4,9153	ALCON (SWX)	-5,2085
360	SERCO GROUP	-5,6898	SOITEC	-4,9288	ELECTROLUX B	-5,2373
361	HAYS	-5,8169	PKO BANK	-5,0102	PKO BANK	-5,3797
362	HUSQVARNA B	-6,1644	AMPLIFON	-5,0322	SEB	-5,6407
363	ASHTAD GROUP	-6,2407	RANDSTAD	-5,1441	VALEO	-5,6576
364	COMET HOLDINGS 'R'	-6,2864	JOHNSON MATTHEY	-5,1492	SERCO GROUP	-5,6864
365	BRENTAG	-6,3339	ELECTROLUX B	-5,2305	CONTINENTAL	-5,9186
366	CONTINENTAL	-6,9051	HAYS	-5,3525	PANDORA	-5,9966
367	AMBU B	-7,1814	CONTINENTAL	-5,6559	SECTRA B	-6,1593
368	SEB	-7,2847	COMET HOLDINGS 'R'	-6,0932	STELLANTIS	-6,4864
369	DKSH HOLDING	-7,3102	ASHTAD GROUP	-6,3610	FUCHS PREF.	-6,5458
370	SECTRA B	-7,4678	HERMES INTL.	-6,9492	HUSQVARNA B	-6,6203
371	SIGNIFY	-7,6780	PANDORA	-7,2542	THE SWATCH GROUP	-7,0068
372	ARGENX	-7,7508	THE SWATCH GROUP	-7,4390	K S N	-7,0169
373	EMS CHEMIE 'N'	-7,7983	VALEO	-7,5559	AMPLIFON	-7,0627
374	ITALGAS	-8,2508	SECTRA B	-7,6051	EMS CHEMIE 'N'	-7,1576
375	ALCON (SWX)	-8,3085	MYCRONIC	-7,7000	ASHTAD GROUP	-7,4610
376	SOITEC	-8,4525	HUSQVARNA B	-7,8119	GEBERIT 'R'	-7,6695
377	GEBERIT 'R'	-8,5051	MELROSE INDUSTRIES	-8,2017	ADYEN	-7,7729
378	FUCHS PREF.	-8,6271	EMS CHEMIE 'N'	-8,5305	DIASORIN	-7,9508
379	FORTNOX AB	-8,7525	SECURITAS B	-8,7576	BRENTAG	-8,1983
380	PANDORA	-8,9949	GEBERIT 'R'	-9,0017	AMBU B	-8,4508
381	ASSA ABLOY B	-9,4305	ASSA ABLOY B	-9,1559	MELROSE INDUSTRIES	-8,5644
382	LEGRAND	-9,8390	ARGENX	-9,4153	ASSA ABLOY B	-8,6915
383	KINGSPAN GROUP	-10,4288	FORTNOX AB	-9,5305	KINGSPAN GROUP	-8,9661
384	PERSIMMON	-10,5712	BE SEMICONDUCTOR	-10,2593	SMITHS GROUP	-8,9966

385	AMPLIFON	-10,9847	LEGRAND	-10,2814	HAYS	-9,0186
386	MYCRONIC	-10,9949	SMITHS GROUP	-10,3390	FORTNOX AB	-9,1627
387	INFINEON TECHNOLOGIES	-11,5661	FUCHS PREF.	-10,3797	SCHNEIDER ELECTRIC	-9,4186
388	BE SEMICONDUCTOR	-11,9559	ADYEN	-10,4458	BE SEMICONDUCTOR	-9,7102
389	SMITHS GROUP	-12,0644	INFINEON TECHNOLOGIES	-11,0661	ARGENX	-9,7186
390	SIEMENS	-12,0915	BRUNELLO CUCINELLI	-12,1508	INFINEON TECHNOLOGIES	-10,0610
391	SAP	-12,4102	SAP	-12,1542	SECURITAS B	-10,4153
392	BERKELEY GROUP HOLDINGS	-12,4220	SIEMENS	-12,3051	ASM INTERNATIONAL	-11,9576
393	VOLVO CAR B	-12,6525	PERSIMMON	-12,3068	SIEMENS	-12,0492
394	TAYLOR WIMPEY	-12,7407	VOLVO CAR B	-12,6729	PERSIMMON	-12,6542
395	BELLWAY	-12,8102	ASM INTERNATIONAL	-12,8661	VOLVO CAR B	-13,3390
396	ADYEN	-13,1593	AIXTRON	-13,5475	BRUNELLO CUCINELLI	-13,6949
397	ABB LTD N	-13,4492	BELLWAY	-13,6068	LEGRAND	-13,7932
398	ERICSSON B	-13,5119	BERKELEY GROUP HOLDINGS	-13,7356	BELLWAY	-14,4746
399	OCI	-13,5525	HOWDEN JOINERY GP.	-13,7864	THULE GROUP	-14,5000
400	ASM INTERNATIONAL	-13,6610	SCHNEIDER ELECTRIC	-14,0085	BERKELEY GROUP HOLDINGS	-14,5102
401	RELX	-13,9475	OCI	-14,0678	SAP	-14,5763
402	BRUNELLO CUCINELLI	-14,0525	KINGSPAN GROUP	-14,4915	RATIONAL	-15,0610
403	AIXTRON	-14,4000	THULE GROUP	-14,9475	RELX	-15,4288
404	SECURITAS B	-14,4407	ZALANDO	-15,1153	NOKIA	-15,9322
405	LIFCO B	-14,7068	TAYLOR WIMPEY	-15,1475	OCI	-16,1949
406	HOWDEN JOINERY GP.	-14,9203	NOKIA	-15,2390	HOWDEN JOINERY GP.	-16,2169
407	THULE GROUP	-15,4186	ERICSSON B	-15,5034	ZALANDO	-16,2678
408	ALSTOM	-15,5576	RELX	-15,8492	DCC	-16,6085
409	ZALANDO	-15,7983	RATIONAL	-16,0034	VOLVO B	-17,0322
410	ATLAS COPCO A	-15,8949	ALSTOM	-17,0169	ALTEN	-17,4373
411	BARRATT REDROW	-16,6356	ABB LTD N	-17,7932	TAYLOR WIMPEY	-17,6034
412	SOPRA STERIA GROUP	-16,7644	SOPRA STERIA GROUP	-17,8339	FERRARI	-18,1881
413	DCC	-16,8949	FERRARI	-18,0898	CAPGEMINI	-18,4051
414	SCHNEIDER ELECTRIC	-16,9322	DCC	-18,3559	ALSTOM	-18,5746
415	TIETOEVRVY	-17,1864	ALTEN	-18,5085	VISTRY GROUP	-18,7712
416	VOLVO B	-17,2610	WARTSILA	-18,5932	ERICSSON B	-19,0983
417	RATIONAL	-17,7627	ATLAS COPCO A	-18,7729	TIETOEVRVY	-19,3017
418	NOKIA	-18,0814	TIETOEVRVY	-19,1644	WARTSILA	-19,4678
419	SKF B	-18,6475	VOLVO B	-19,2780	BARRATT REDROW	-19,4864
420	ALFA LAVAL	-18,6932	ALFA LAVAL	-19,2814	SOPRA STERIA GROUP	-19,5966
421	VISTRY GROUP	-18,8407	BARRATT REDROW	-19,6153	ATLAS COPCO A	-19,9441
422	ALTEN	-20,1102	VISTRY GROUP	-19,8712	GEORG FISCHER	-20,1034
423	GEORG FISCHER	-20,2763	DASSAULT SYSTEMES	-20,0356	EPIROC A	-20,7017
424	DASSAULT SYSTEMES	-20,5102	NEXANS	-20,3864	ALFA LAVAL	-21,2305
425	CAPGEMINI	-20,8458	SKF B	-20,4034	KONE B	-21,3780

426	KONE B	-20,9102	CAPGEMINI	-21,1949	REXEL	-21,5831
427	FERRARI	-21,0932	EPIROC A	-21,4593	ABB LTD N	-21,6729
428	NEXANS	-21,1881	GEORG FISCHER	-21,6169	DASSAULT SYSTEMES	-22,1475
429	INCHCAPE	-22,2373	KONE B	-21,7119	INCHCAPE	-22,5237
430	WARTSILA	-22,4559	KNORR BREMSE	-23,0644	NIBE INDUSTRIER	-22,7220
431	EPIROC A	-22,6559	NIBE INDUSTRIER	-23,1610	GRAFTON GROUP	-22,7746
432	TRELLEBORG B	-23,1932	GRAFTON GROUP	-23,4203	LIFCO B	-22,9136
433	HEMNET GROUP	-23,2136	AMADEUS IT GROUP	-23,5678	KNORR BREMSE	-22,9492
434	PROSUS N	-23,2373	INCHCAPE	-23,6373	NEXANS	-23,2881
435	GRAFTON GROUP	-23,7763	LIFCO B	-24,0017	AMADEUS IT GROUP	-23,5271
436	REXEL	-24,5034	PROSUS N	-24,0322	SKF B	-23,5831
437	KNORR BREMSE	-24,6881	HEMNET GROUP	-24,0932	REPLY	-24,4034
438	NIBE INDUSTRIER	-24,7254	SCOUT24	-25,0542	TRELLEBORG B	-24,5915
439	AMADEUS IT GROUP	-25,1949	REXEL	-25,1085	IMI	-24,6729
440	TEMENOS N	-25,3390	IMI	-25,2017	RIGHTMOVE	-25,2237
441	KONECRANES	-25,5763	ANDRITZ	-26,0712	SCOUT24	-25,4932
442	UBS GROUP	-26,3373	PRYSMIAN	-26,3949	SOFTCAT	-25,5932
443	BUCHER INDUSTRIES	-26,4220	BUCHER INDUSTRIES	-26,4424	AALBERTS	-26,5847
444	CARGOTEC B	-26,4322	TRELLEBORG B	-26,7593	NKT	-26,7153
445	SCOUT24	-26,5475	AALBERTS	-26,8068	TEMENOS N	-26,8593
446	SCHINDLER 'P'	-26,8339	UBS GROUP	-26,8729	ANDRITZ	-27,3119
447	NKT	-26,8542	CARGOTEC B	-26,9034	BECHTLE	-27,5949
448	IMI	-27,0271	SPIRAX GROUP	-26,9983	SPIRAX GROUP	-27,6712
449	SPIRAX GROUP	-27,3288	TEMENOS N	-27,0373	KION GROUP	-28,0186
450	AALBERTS	-27,5593	IVECO GROUP	-27,3966	COMPUTACENTER	-28,0746
451	GEA GROUP	-27,6034	BECHTLE	-27,4136	CARGOTEC B	-28,1136
452	SAGE GROUP	-27,6831	DAIMLER TRUCK HOLDING E	-27,4475	PRYSMIAN	-28,3542
453	PRYSMIAN	-28,0017	KONECRANES	-27,6085	KONECRANES	-28,5712
454	BELIMO N	-28,1407	SCHINDLER 'P'	-27,7864	STOREBRAND	-28,6949
455	SOFTCAT	-28,2288	ROTORK	-27,8169	MUNTERS GROUP	-29,0847
456	VALMET	-28,2593	BELIMO N	-28,6949	DELIVERY HERO	-29,1153
457	PORSCHE AML.HLDG.PREF.	-28,4661	SOFTCAT	-28,8712	PORSCHE AML.HLDG.PREF.	-29,1542
458	BECHTLE	-28,4898	NKT	-28,9746	DAIMLER TRUCK HOLDING E	-29,2407
459	KION GROUP	-28,5339	PORSCHE AML.HLDG.PREF.	-29,2034	IVECO GROUP	-29,3424
460	DAIMLER TRUCK HOLDING E	-29,0237	GEA GROUP	-29,2814	BUCHER INDUSTRIES	-29,7034
461	RIGHTMOVE	-29,0407	SULZER 'R'	-29,3169	UBS GROUP	-29,7085
462	IVECO GROUP	-29,0983	MUNTERS GROUP	-29,4610	ROTORK	-29,8339
463	WEIR GROUP	-29,3153	KION GROUP	-29,6237	SCHINDLER 'P'	-29,8610
464	TOMRA SYSTEMS	-29,5542	WEIR GROUP	-29,6305	WEIR GROUP	-29,9847
465	SULZER 'R'	-29,8407	RIGHTMOVE	-29,8542	CD PROJEKT	-30,2034
466	ANDRITZ	-29,9339	COMPUTACENTER	-29,9068	VALMET	-30,3085

467	SFS GROUP	-30,6559	VALMET	-30,2373	BELIMO N	-30,3661
468	INVESTEC	-30,7915	NEMETSCHEK	-30,4068	LOGITECH 'R'	-31,1695
469	COMPUTACENTER	-30,9864	SFS GROUP	-30,9034	NEMETSCHEK	-31,1712
470	BEIJER REF B	-31,5102	GAMES WORKSHOP	-31,0254	PROSUS N	-31,2610
471	DELIVERY HERO	-31,7441	TOMRA SYSTEMS	-31,3695	TOMRA SYSTEMS	-31,3237
472	METSO CORPORATION	-31,8169	INVESTEC	-31,5373	GAMES WORKSHOP	-31,4898
473	GAMES WORKSHOP	-32,1203	BEIJER REF B	-31,9186	GEA GROUP	-31,5525
474	ROTORK	-32,3542	DELIVERY HERO	-32,0051	HEMNET GROUP	-32,2305
475	SCHROEDERS	-32,7593	CD PROJEKT	-32,3932	INFICON	-32,6017
476	CD PROJEKT	-32,7831	METSO CORPORATION	-32,4847	INDUTRADE	-32,6305
477	AUTO TRADER GROUP	-32,7932	AZELIS GROUP	-32,4881	BEIJER REF B	-32,9949
478	REPLY	-33,3508	ADDTECH B	-32,4915	METSO CORPORATION	-33,6000
479	NEMETSCHEK	-33,4729	JUST EAT TAKEAWAY.COM	-32,9203	SAGE GROUP	-33,6102
480	CTS EVENTIM	-33,5017	LOGITECH 'R'	-33,1017	JUST EAT TAKEAWAY.COM	-33,6186
481	LONDON STOCK EXCHANGE	-33,7169	SAGE GROUP	-33,1220	SFS GROUP	-33,6322
482	JUST EAT TAKEAWAY.COM	-34,1712	REPLY	-33,2237	SULZER 'R'	-33,9288
483	MUNTERS GROUP	-34,2542	LONDON STOCK EXCHANGE	-33,4695	CTS EVENTIM	-34,3254
484	INFICON	-34,4356	CTS EVENTIM	-33,5475	AZELIS GROUP	-34,6017
485	AZELIS GROUP	-34,7119	EXOR NV ORD	-34,1271	INVESTEC	-35,3390
486	ADDTECH B	-34,7220	INTERPUMP GROUP	-34,3119	EXOR NV ORD	-35,7576
487	LOGITECH 'R'	-35,2966	INDUTRADE	-34,3898	ALLIANZ	-35,7729
488	ALLIANZ	-35,3881	AUTO TRADER GROUP	-35,0186	AMUNDI	-36,1949
489	EXOR NV ORD	-35,7153	DIPLOMA	-35,5017	ADDTECH B	-36,3915
490	INTERPUMP GROUP	-35,7915	SCHROEDERS	-35,6169	LONDON STOCK EXCHANGE	-36,4085
491	DIPLOMA	-35,8153	ZURICH INSURANCE GROUP	-35,8390	AUTO TRADER GROUP	-36,5136
492	ZURICH INSURANCE GROUP	-35,8475	INFICON	-36,1831	GN STORE NORD	-36,8119
493	AMUNDI	-36,0542	VAT GROUP	-36,6271	ZURICH INSURANCE GROUP	-37,0542
494	INDUTRADE	-36,2085	ALLIANZ	-37,0576	PARTNERS GROUP HOLDING	-37,2576
495	GENERALI	-36,2898	PARTNERS GROUP HOLDING	-37,0780	LEGAL & GENERAL	-37,2831
496	MUENCHENER RUCK.	-36,7610	AMUNDI	-37,2915	VAT GROUP	-37,3678
497	VAT GROUP	-36,7864	MUENCHENER RUCK.	-37,4136	DIPLOMA	-37,5034
498	EQT	-36,7966	GN STORE NORD	-37,4271	INTERPUMP GROUP	-37,8949
499	STOREBRAND	-37,7458	BUNZL	-37,4305	SCHROEDERS	-38,1797
500	LEGAL & GENERAL	-38,0949	STOREBRAND	-38,3000	MUENCHENER RUCK.	-38,4034
501	EURONEXT	-38,2949	ASR NEDERLAND	-38,6288	BUNZL	-39,0898
502	AXA	-38,4390	LEGAL & GENERAL	-38,7915	M&G	-39,1525
503	DEUTSCHE BOERSE	-38,5051	GENERALI	-39,1119	DEUTSCHE BOERSE	-39,2339
504	AVIVA	-38,8627	DEUTSCHE BOERSE	-39,1458	AEGON	-39,9034
505	GN STORE NORD	-38,9780	SWISS RE	-39,5254	EURONEXT	-39,9712
506	AEGON	-38,9864	EURONEXT	-39,7661	MAN GROUP	-40,3508

507	LLOYDS BANKING GROUP	-39,1085	AXA	-39,8186	DEUTSCHE BANK	-40,5831
508	CAIXABANK	-39,3627	PZU GROUP	-39,9949	AVIVA	-40,8729
509	BUNZL	-39,4525	EQT	-40,0576	AXA	-40,9356
510	SWISS RE	-39,5305	ABRDN	-40,3695	GENERALI	-40,9678
511	PZU GROUP	-39,6322	AVIVA	-40,5746	SWISS RE	-41,0424
512	INTESA SANPAOLO	-39,7644	BARCLAYS	-40,6220	EQT	-41,0831
513	SWISS LIFE HOLDING	-40,3136	INTESA SANPAOLO	-40,8051	PZU GROUP	-41,9915
514	ASR NEDERLAND	-40,6593	GJENSIDIGE FORSIKRING	-40,8576	INTESA SANPAOLO	-41,9966
515	PARTNERS GROUP HOLDING	-41,0610	LLOYDS BANKING GROUP	-41,0678	SWISS LIFE HOLDING	-42,0695
516	DEUTSCHE BANK	-41,0898	M&G	-41,1441	ASR NEDERLAND	-42,1780
517	NATWEST GROUP	-41,2932	PHOENIX GROUP HDG.	-41,6034	LLOYDS BANKING GROUP	-42,2068
518	SOCIETE GENERALE	-41,5644	AGEAS (EX FORTIS)	-41,7305	AGEAS (EX FORTIS)	-42,2102
519	PRUDENTIAL	-41,6034	SOCIETE GENERALE	-41,7305	EURAZEO	-42,2559
520	ING GROEP	-41,7746	PRUDENTIAL	-41,8678	BARCLAYS	-42,4068
521	ABRDN	-41,8508	CAIXABANK	-42,0644	PRUDENTIAL	-42,4305
522	SAMPO A	-41,9305	AZIMUT HOLDING	-42,1780	HSBC HOLDINGS	-42,7831
523	HSBC HOLDINGS	-42,0237	SWISS LIFE HOLDING	-42,3525	TALANX AKTGSF.	-42,9458
524	BARCLAYS	-42,1034	EURAZEO	-42,6695	INTERMEDIATE CAPITAL GP.	-43,2814
525	M&G	-42,2390	AIB GROUP	-42,7068	HELVETIA HOLDING N	-43,6186
526	UNIPOL GRUPPO	-42,2525	HSBC HOLDINGS	-42,7627	GJENSIDIGE FORSIKRING	-43,7797
527	TALANX AKTGSF.	-42,3780	HELVETIA HOLDING N	-42,9915	ABRDN	-43,8729
528	EURAZEO	-42,5542	BNP PARIBAS	-43,1864	CREDIT AGRICOLE	-43,8780
529	PHOENIX GROUP HDG.	-42,6339	TALANX AKTGSF.	-43,3237	BNP PARIBAS	-43,9542
530	SCOR SE	-42,7136	ING GROEP	-43,3254	CAIXABANK	-44,1373
531	ST.JAMES'S PLACE ORD	-42,9407	DEUTSCHE BANK	-43,3288	SOCIETE GENERALE	-44,2390
532	HELVETIA HOLDING N	-43,4593	AEGON	-43,5881	UNIPOL GRUPPO	-44,3051
533	HANNOVER RUECK	-43,5102	UNIPOL GRUPPO	-43,6373	UNICREDIT	-44,4678
534	AIB GROUP	-43,8559	MAN GROUP	-43,6492	PHOENIX GROUP HDG.	-44,6475
535	INTERMEDIATE CAPITAL GP.	-43,8983	KBC GROUP	-44,1068	ING GROEP	-44,7051
536	IG GROUP HOLDINGS	-43,9542	DANSKE BANK	-44,1136	AIB GROUP	-44,9814
537	NN GROUP	-43,9966	NATWEST GROUP	-44,1136	ST.JAMES'S PLACE ORD	-45,1610
538	UNICREDIT	-44,0949	SCOR SE	-44,1220	SCOR SE	-45,2932
539	GJENSIDIGE FORSIKRING	-44,5322	NN GROUP	-44,2017	AZIMUT HOLDING	-45,2983
540	TECAN 'R'	-44,5508	TECAN 'R'	-44,3542	ADMIRAL GROUP	-45,5203
541	ABN AMRO BANK	-44,6542	CREDIT AGRICOLE	-44,5034	HANNOVER RUECK	-45,6220
542	DNB BANK	-44,8966	UNICREDIT	-44,6000	ABN AMRO BANK	-45,6322
543	BNP PARIBAS	-44,9576	HANNOVER RUECK	-45,1441	BANCO SANTANDER	-45,8220
544	BANCO COMR.PORTUGUES 'R'	-45,3153	SAMPO A	-45,3102	SANTANDER BANK POLSKA	-45,8271
545	COMMERZBANK	-45,4729	IG GROUP HOLDINGS	-45,4424	BBV.ARGENTARIA	-45,8305
546	DANSKE BANK	-45,5305	ABN AMRO BANK	-45,4712	NATWEST GROUP	-45,9932

547	KBC GROUP	-45,5508	ST.JAMES'S PLACE ORD	-45,4864	SVENSKA HANDELSBANKEN A	-46,0610
548	BANCO DE SABADELL	-45,6051	BANCO SANTANDER	-45,5729	IG GROUP HOLDINGS	-46,2356
549	AGEAS (EX FORTIS)	-45,6288	SKANDINAVISKA ENSKILDA	-46,1119	HARGREAVES LANSDOWN	-46,2695
550	HARGREAVES LANSDOWN	-45,7915	BANKINTER 'R'	-46,1203	KBC GROUP	-46,3949
551	AZIMUT HOLDING	-45,7932	DNB BANK	-46,3119	BANKINTER 'R'	-46,4576
552	NORDEA BANK	-45,8237	INTERMEDIATE CAPITAL GP.	-46,4169	SAMPO A	-46,5966
553	BALOISE HOLDING	-45,8525	COMMERZBANK	-46,5508	TECAN 'R'	-46,5966
554	SKANDINAVISKA ENSKILDA	-46,0814	HARGREAVES LANSDOWN	-46,7102	BALOISE HOLDING	-46,7881
555	CREDIT AGRICOLE	-46,1983	BALOISE HOLDING	-46,7644	COMMERZBANK	-47,1458
556	BBV.ARGENTARIA	-46,4085	BANCO COMR.PORTUGUES 'R'	-47,0407	NN GROUP	-47,2763
557	SANTANDER BANK POLSKA	-46,4949	ADMIRAL GROUP	-47,4153	BPER BANCA	-47,5390
558	ADMIRAL GROUP	-46,5305	BPER BANCA	-47,4983	DANSKE BANK	-47,6729
559	BANCO SANTANDER	-46,9390	RAIFFEISEN BANK INTL.	-47,7542	DNB BANK	-47,6949
560	RAIFFEISEN BANK INTL.	-46,9525	SANTANDER BANK POLSKA	-48,0339	SWISSQUOTE 'R'	-48,0864
561	DIRECT LINE IN.GROUP	-46,9983	DIRECT LINE IN.GROUP	-48,0390	DIRECT LINE IN.GROUP	-48,1542
562	STANDARD CHARTERED	-47,0271	BBV.ARGENTARIA	-48,0559	SKANDINAVISKA ENSKILDA	-48,3949
563	AVANZA BANK HOLDING	-47,3153	NORDEA BANK	-48,2407	SWEDBANK A	-48,5339
564	BANCO BPM	-47,3831	ERSTE GROUP BANK	-48,6271	NORDEA BANK	-48,5949
565	FINECOBANK SPA	-47,4881	BANK OF IRELAND GROUP	-48,7373	AVANZA BANK HOLDING	-48,8305
566	BANKINTER 'R'	-47,6288	SVENSKA HANDELSBANKEN A	-48,7407	BANCO BPM	-49,1695
567	SWISSQUOTE 'R'	-47,6881	AVANZA BANK HOLDING	-48,7729	ERSTE GROUP BANK	-49,2678
568	BEAZLEY	-47,8068	BANCO BPM	-48,8373	TRYG	-49,3390
569	ERSTE GROUP BANK	-48,0254	SWISSQUOTE 'R'	-48,9424	BANCO COMR.PORTUGUES 'R'	-49,6119
570	BANK OF IRELAND GROUP	-48,4576	SWEDBANK A	-49,1424	BANK OF IRELAND GROUP	-50,1864
571	HISCOX DI	-48,6678	NORDNET	-49,2068	HISCOX DI	-50,2458
572	BANCA MONTE DEI PASCHI	-48,7661	TRYG	-49,3966	BANCA MONTE DEI PASCHI	-50,4966
573	NORDNET	-48,8542	BANCA MONTE DEI PASCHI	-49,6169	RAIFFEISEN BANK INTL.	-50,5102
574	MAN GROUP	-48,8932	HISCOX DI	-49,7220	BANCO DE SABADELL	-50,6644
575	JULIUS BAER GRUPPE	-48,9373	BANCO DE SABADELL	-49,7746	FINECOBANK SPA	-50,7220
576	RINGKJOBING LANDBOBANK	-49,0525	FINECOBANK SPA	-49,7780	MEDIOBANCA BC.FIN	-51,4237
577	3I GROUP	-49,1915	JULIUS BAER GRUPPE	-49,8576	JULIUS BAER GRUPPE	-51,5508
578	SVENSKA HANDELSBANKEN A	-49,5169	JYSKE BANK	-50,0085	JYSKE BANK	-51,6966
579	TRYG	-49,6898	BEAZLEY	-50,1017	3I GROUP	-52,4169
580	MEDIOBANCA BC.FIN	-49,7915	STANDARD CHARTERED	-50,6492	BAWAG GROUP	-52,4763
581	SWEDBANK A	-50,1847	MEDIOBANCA BC.FIN	-51,0356	STANDARD CHARTERED	-52,7288
582	BPER BANCA	-50,1983	3I GROUP	-51,8322	BEAZLEY	-52,7305
583	BANCA MEDIOLANUM	-50,9186	BAWAG GROUP	-52,2831	BANK POLSKA KASA OPIEKI	-52,8271
584	BANK POLSKA KASA OPIEKI	-51,6407	BANCA PPO.DI SONDRIO	-52,3492	RINGKJOBING LANDBOBANK	-52,8881

585	BANCA PPO.DI SONDRIO	-52,6339	RINGKJOBING LANDBOBANK	-52,4576	BANCA PPO.DI SONDRIO	-53,3085
586	JYSKE BANK	-54,9475	BANK POLSKA KASA OPIEKI	-53,2915	BC VAUD N	-54,2102
587	SYDBANK	-55,1203	CEMBRA MONEY BANK N ORD	-53,9475	CEMBRA MONEY BANK N ORD	-54,4831
588	BC VAUD N	-57,2780	BANCA MEDIOLANUM	-56,4424	BANCA MEDIOLANUM	-56,0729
589	CEMBRA MONEY BANK N ORD	-57,6576	BC VAUD N	-58,0966	NORDNET	-59,4407
590	BAWAG GROUP	-58,1390	SYDBANK	-59,6966	SYDBANK	-60,7237

	Anno 2021		Anno 2022		Anno 2023	
1	ORKLA	59,8966	BRITISH AMERICAN TOBACCO	58,4119	VALLOUREC	57,7322
2	VALLOUREC	57,3373	ASSOCIATED BRIT.FOODS	58,1559	DANONE	56,4102
3	ASSOCIATED BRIT.FOODS	57,2797	VALLOUREC	58,0847	SNAM	55,3559
4	BRITISH AMERICAN TOBACCO	56,7136	DANONE	56,9136	KERRY GROUP 'A'	53,7068
5	DANONE	55,3203	ORKLA	56,8390	CRANSWICK	53,4949
6	SNAM	54,6034	SNAM	54,8034	NESTLE 'N'	53,2169
7	CRANSWICK	54,0729	NESTLE 'N'	53,8271	AAK	53,0068
8	KERRY GROUP 'A'	53,0000	KERRY GROUP 'A'	53,7847	MOWI	52,1424
9	ENAGAS	52,9898	IMPERIAL BRANDS	53,7610	BAKKAFROST	52,1322
10	IMPERIAL BRANDS	52,8068	JDE PEET S	52,6136	ASSOCIATED BRIT.FOODS	52,1254
11	JDE PEET S	52,4763	CRANSWICK	52,5441	IMPERIAL BRANDS	52,1119
12	CHOC.LINDT &SPRUENGLI	52,2898	JERONIMO MARTINS	52,4576	BRITISH AMERICAN TOBACCO	52,0814
13	JERONIMO MARTINS	52,1966	AAK	51,9475	BARRY CALLEBAUT	52,0678
14	LAND SECURITIES GROUP	51,8475	AURUBIS	51,4712	LOTUS BAKERIES	52,0644
15	AAK	51,6627	LAND SECURITIES GROUP	50,2814	ORKLA	52,0644
16	ACCOR	50,3644	BOLIDEN ORD SHS	50,2305	GLANBIA	52,0644
17	NESTLE 'N'	50,0424	ENAGAS	50,0915	WHITBREAD	52,0441

18	SUBSEA 7	49,9051	ICTL.HTLS.GP.	49,9424	JDE PEET S	52,0237
19	NOVARTIS 'R'	49,8661	ACCOR	49,6271	CHOC.LINDT &SPRUENGLI	52,0068
20	TUI N	49,7831	SANOFI	49,3627	GREGGS	51,8746
21	ICTL.HTLS.GP.	49,5898	SUBSEA 7	48,9763	ENTAIN	51,8661
22	TENARIS	49,4763	TENARIS	48,6915	LA FRANCAISE DES JEUX	51,8407
23	SANOFI	49,4237	CHOC.LINDT &SPRUENGLI	48,5780	TENARIS	51,4186
24	AURUBIS	49,0458	ROCHE HOLDING	48,2898	TECHNIP ENERGIES	51,3763
25	GREGGS	48,8695	GREGGS	48,1797	UNIBAIL RODAMCO WE	51,3254
26	BRITISH LAND	48,4169	BRITISH LAND	47,9780	ICTL.HTLS.GP.	51,1068
27	ANHEUSER BUSCH INBEV	48,2305	WHITBREAD	47,9610	SALMAR	50,0254
28	MOWI	48,0814	SAIPEM	47,8153	LAND SECURITIES GROUP	49,8475
29	SALMAR	47,9864	UNIBAIL RODAMCO WE	47,5932	SANOFI	49,8186
30	ROCHE HOLDING	47,5712	GECINA	47,5729	TATE & LYLE	49,2797
31	ASTRAZENECA	47,3797	ASTRAZENECA	47,5288	BRITISH LAND	48,9712
32	CARREFOUR	47,2881	MOWI	47,2085	COMPASS GROUP	48,7593
33	BIG YELLOW GROUP	47,0542	SAINSBURY J	47,0102	BOLIDEN ORD SHS	48,5593
34	VOESTALPINE	46,6153	KESKO B	46,9746	ANTOFAGASTA	48,0915
35	GECINA	46,5271	NOVARTIS 'R'	46,5729	AURUBIS	48,0695
36	UNIBAIL RODAMCO WE	46,4237	SALMAR	46,4068	SANDVIK	48,0508
37	MARKS & SPENCER GROUP	45,4542	BAKKAFROST	46,0441	KGHM	48,0373
38	WHITBREAD	45,2797	ANHEUSER BUSCH INBEV	45,9508	NORSK HYDRO	48,0136
39	MERCK KGAA	44,9627	MERCK KGAA	45,9085	B&M EUROPEAN VAL.RET.	47,0932
40	COVIVIO	44,9593	BARRY CALLEBAUT	45,2797	OCADO GROUP	47,0881
41	BAKKAFROST	44,8831	KLEPIERRE REIT	45,2068	ALLEGRO	47,0220
42	IPSEN	44,7559	LA FRANCAISE DES JEUX	44,8610	SAIPEM	46,4864
43	DIAGEO	44,5559	SHAFTESBURY CAPITAL	44,8203	ENAGAS	45,9508
44	COFINIMMO	44,5254	BIG YELLOW GROUP	44,7814	ACCOR	45,9458
45	SAINSBURY J	44,3915	COVIVIO	44,7610	ASTRAZENECA	45,0627
46	PERNOD RICARD	44,3525	NORSK HYDRO	44,6322	BIG YELLOW GROUP	44,6746
47	KESKO B	44,2169	TATE & LYLE	44,5661	SHAFTESBURY CAPITAL	44,3305
48	ANGLO AMERICAN	44,1475	COFINIMMO	44,5085	SAINSBURY J	44,2780
49	BARRY CALLEBAUT	43,9475	TUI N	44,2390	ANGLO AMERICAN	44,2763
50	KGHM	43,8203	COMPASS GROUP	43,6898	ROCHE HOLDING	44,1237
51	SHAFTESBURY CAPITAL	43,7593	ARCELORMITTAL	43,6610	DINO POLSKA SA	44,0424
52	LA FRANCAISE DES JEUX	43,2797	VOESTALPINE	43,5729	CARREFOUR	44,0153
53	COCA COLA HBC	43,2288	LOTUS BAKERIES	43,4915	JERONIMO MARTINS	44,0017
54	BOLIDEN ORD SHS	43,2034	AENA SME	43,1695	DERWENT LONDON	43,9407
55	TATE & LYLE	42,7898	MARKS & SPENCER GROUP	42,8237	SUBSEA 7	43,9373
56	KLEPIERRE REIT	42,7729	ANGLO AMERICAN	42,7678	KONINKLIJKE AHOLD	43,9186
57	TECHNIP ENERGIES	42,5322	SANDVIK	42,6542	TUI N	43,7814

58	SANDVIK	42,3593	CARREFOUR	42,3153	AENA SME	43,5763
59	AENA SME	42,1017	GRIFOLS ORD CL A	42,3085	HEINEKEN HOLDING	43,5475
60	NOVO NORDISK 'B'	42,0983	HEINEKEN HOLDING	42,0441	NOVARTIS 'R'	43,2119
61	GLANBIA	42,0475	BAYER	41,9085	HEINEKEN	42,8610
62	NORSK HYDRO	41,5458	GLANBIA	41,8458	PERNOD RICARD	42,8051
63	ENTAIN	41,3441	TECHNIP ENERGIES	41,6729	COCA COLA HBC	42,8017
64	COMPASS GROUP	41,2203	COCA COLA HBC	41,2949	ANHEUSER BUSCH INBEV	42,7814
65	HEINEKEN HOLDING	41,1932	TESCO	41,2559	DIAGEO	42,6305
66	SAIPEM	40,9814	PERNOD RICARD	40,8864	GRIFOLS ORD CL A	42,4373
67	SEGRO	40,6458	CARLSBERG B	40,7932	VOESTALPINE	42,1746
68	ARCELORMITTAL	40,2542	NOVO NORDISK 'B'	40,4898	CARLSBERG B	41,9017
69	SSAB B	39,8322	FLSMIDTH AND B	40,3390	TESCO	41,7780
70	SODEXO	39,6644	DIAGEO	40,1627	AEDIFICA	41,3508
71	TESCO	39,5847	SODEXO	40,1153	TRITAX BIG BOX REIT	41,3153
72	HEINEKEN	39,5254	ENTAIN	39,7373	SEGRO	41,2695
73	RIO TINTO	39,3661	UNITE GROUP	39,2610	KLEPIERRE REIT	41,2644
74	GRIFOLS ORD CL A	39,0186	HEINEKEN	39,1085	COVIVIO	41,2610
75	EUROFINS SCIEN.	38,7831	GETLINK	38,7983	COFINIMMO	41,2576
76	LOTUS BAKERIES	38,5508	IPSEN	38,7864	SAFESTORE HOLDINGS	41,2508
77	BAYER	38,2322	WENDEL	38,6814	MERLIN PROPERTIES REIT	41,1458
78	CARLSBERG B	38,0356	SSAB B	38,4814	GECINA	40,9644
79	UCB	37,7797	SEGRO	38,3288	SODEXO	40,3373
80	UNITE GROUP	37,7729	ALLEGRO	38,2712	FLSMIDTH AND B	40,2305
81	AXFOOD	37,7610	FUGRO C	38,2542	MARKS & SPENCER GROUP	40,1119
82	SIG GROUP N	37,2542	SIG GROUP N	37,6966	ARCELORMITTAL	40,0051
83	DERWENT LONDON	37,1203	AEDIFICA	37,6729	KESKO B	38,9881
84	GETLINK	36,8983	DERWENT LONDON	37,5407	SSAB B	38,3966
85	GLENCORE	36,8119	LONDONMETRIC PROPERTY	36,8441	IPSEN	38,3254
86	FUGRO C	36,7864	GLENCORE	36,7169	SWEDISH ORPHAN BIOVITRUM	38,3153
87	WENDEL	36,1000	HENNES & MAURITZ B	36,6305	MERCK KGAA	38,2949
88	STORA ENSO R	35,6441	KGHM	36,5051	BAVARIAN NORDIC	38,2729
89	LONDONMETRIC PROPERTY	35,2322	ANTOFAGASTA	36,1729	BAYER	38,2644
90	ADP	35,1627	RIO TINTO	35,7763	HALEON	38,2593
91	HALEON	34,3983	OCADO GROUP	35,6407	GALENICA SANTE	38,2356
92	SANDOZ GROUP	34,3983	EUROFINS SCIEN.	35,4458	ORION B	38,1949
93	FLSMIDTH AND B	33,9966	UCB	35,2898	UNITE GROUP	38,1475
94	ORION B	33,9322	AXFOOD	34,9695	UCB	38,1322
95	HENNES & MAURITZ B	33,9288	SANDOZ GROUP	34,9220	ALK ABELLO B	38,0356
96	GTT	33,3220	B&M EUROPEAN VAL.RET.	34,7475	FRESENIUS	38,0136
97	KERING	33,0339	ADP	34,4797	EUROFINS SCIEN.	37,7949
98	INDITEX	32,7475	STORA ENSO R	34,3424	WENDEL	36,4780

99	MONDI	32,7407	SAFESTORE HOLDINGS	34,2763	FUGRO C	36,3559
100	ROYAL UNIBREW	32,3153	INDITEX	34,1763	NOVO NORDISK 'B'	36,0169
101	KONINKLIJKE AHOLD	31,7983	KONINKLIJKE AHOLD	33,9695	DAVIDE CAMPARI MILANO	35,8898
102	OCADO GROUP	31,7390	DAVIDE CAMPARI MILANO	33,9305	WAREHOUSES DE PAUW	35,8729
103	DAVIDE CAMPARI MILANO	31,3678	MONDI	33,5356	ROYAL UNIBREW	35,5627
104	ANTOFAGASTA	30,9949	ORION B	33,3169	RECORDATI INDUA.CHIMICA	35,3186
105	ALLEGRO	30,9220	ROYAL UNIBREW	32,5119	GETLINK	35,2102
106	KINGFISHER	30,8915	GTT	32,2593	FLUGHAFEN ZURICH	35,1034
107	AEDIFICA	30,8898	ALK ABELLO B	32,1864	ADP	34,9407
108	UNILEVER (UK)	30,7305	INVESTOR B	31,8203	AXFOOD	34,5000
109	LATOUR INVESTMENT B	30,5797	KERING	30,6797	INDITEX	33,4661
110	L'OREAL	30,2763	L'OREAL	30,3542	GTT	33,3542
111	RECKITT BENCKISER GROUP	29,9220	CASTELLUM	30,2983	LONDONMETRIC PROPERTY	33,3034
112	DINO POLSKA SA	29,8119	KINGFISHER	29,9814	GLENCORE	33,2593
113	WAREHOUSES DE PAUW	29,6458	FRESENIUS MED.CARE	29,8814	MONDI	32,0186
114	A2A	29,4390	BURBERRY GROUP	29,4932	STORA ENSO R	31,2881
115	FRESENIUS MED.CARE	29,1593	WAREHOUSES DE PAUW	29,2102	KERING	31,1864
116	HUHTAMAKI	29,0576	UNILEVER (UK)	29,0695	INVESTOR B	30,9441
117	ALK ABELLO B	27,6305	LATOUR INVESTMENT B	28,9458	LATOUR INVESTMENT B	30,8864
118	SAFESTORE HOLDINGS	27,4797	DINO POLSKA SA	28,8508	HENNES & MAURITZ B	30,8847
119	CASTELLUM	27,4000	RECORDATI INDUA.CHIMICA	28,6576	EVOLUTION	30,1729
120	GBL NEW	27,1017	RECKITT BENCKISER GROUP	28,3814	SANDOZ GROUP	29,7085
121	DEUTSCHE LUFTHANSA	26,9492	FRESENIUS	28,2525	LUNDBERGFÖRETAGEN B	29,2186
122	EVOLUTION	26,8254	MERLIN PROPERTIES REIT	27,7593	BURBERRY GROUP	28,9407
123	FRESENIUS	26,5695	SIEGFRIED 'R'	27,4085	FRESENIUS MED.CARE	28,1169
124	ACCIONA	26,2034	HUHTAMAKI	26,9136	L'OREAL	28,0017
125	INTL.CONSAIRL.GP.	26,0695	FLUGHAFEN ZURICH	26,9119	HIKMA PHARMACEUTICALS	27,6339
126	VIDRALA	25,9525	EVOLUTION	26,3322	HUHTAMAKI	27,1831
127	SIEGFRIED 'R'	25,8203	HIKMA PHARMACEUTICALS	25,8661	EASYJET	27,1322
128	FLUGHAFEN ZURICH	25,7458	A2A	25,8271	DEUTSCHE LUFTHANSA	27,0780
129	MERLIN PROPERTIES REIT	25,6119	VERALLIA	25,8203	VERALLIA	26,8746
130	RECORDATI INDUA.CHIMICA	25,5508	LONZA GROUP	25,5780	KINGFISHER	26,7610
131	LPP	25,3220	HALEON	24,8729	AVOLTA AG	26,7288
132	VERALLIA	25,2085	PEARSON	24,6593	ACCIONA	26,2356
133	GALENICA SANTE	25,0780	TRITAX BIG BOX REIT	24,5932	SIEGFRIED 'R'	26,1390
134	PEARSON	25,0407	ACCIONA	24,5407	SMITH (DS)	25,6898
135	BURBERRY GROUP	24,8424	OERSTED	24,4746	A2A	25,3220
136	B&M EUROPEAN VAL.RET.	24,3119	GBL NEW	23,9644	FASTIGHETS BALDER B	24,7983
137	HIKMA PHARMACEUTICALS	24,0915	SMITH (DS)	23,7932	VISCOFAN	24,4068

138	SWEDISH ORPHAN BIOVITRUM	24,0695	BAVARIAN NORDIC	23,7458	SIG GROUP N	24,4017
139	TRITAX BIG BOX REIT	24,0492	LPP	23,4932	GBL NEW	24,2814
140	BOLLORE	24,0119	TELEFONICA	23,4644	ENEL	24,2678
141	ENDESA	23,7847	EDP ENERGIAS DE PORTUGAL	23,2085	ESSITY B	24,2017
142	REDEIA CORPORACION	23,7576	ELIA GROUP	23,1763	RIO TINTO	24,1814
143	D IETEREN GROUP	23,6780	BOLLORE	23,1729	DRAX GROUP	24,1492
144	EDP ENERGIAS DE PORTUGAL	23,5203	INTL.CON.S.AIRL.GP.	23,0305	NEOEN	24,1051
145	SWISS PRIME SITE	23,2949	REDEIA CORPORACION	22,9983	ELIA GROUP	24,1034
146	BEIERSDORF	22,9966	SWISS PRIME SITE	22,9441	REDEIA CORPORACION	24,0898
147	SMITH (DS)	22,9051	GALENICA SANTE	22,6508	FORTUM	24,0695
148	PHILIPS ELTN.KONINKLIJKE	22,7390	DEUTSCHE LUFTHANSA	22,4186	OERSTED	24,0661
149	DRAX GROUP	22,6339	D IETEREN GROUP	22,2034	EDP ENERGIAS DE PORTUGAL	24,0644
150	ELIA GROUP	22,4458	HERA	21,9932	BEIERSDORF	23,5136
151	VERBUND	22,2068	VERBUND	21,9847	UNILEVER (UK)	23,4525
152	TELEFONICA	22,1525	ESSITY B	21,6966	RECKITT BENCKISER GROUP	23,3424
153	JD SPORTS FASHION	21,9034	BEIERSDORF	21,5441	LPP	23,3153
154	LONZA GROUP	21,7220	VISCOFAN	21,4847	CASTELLUM	23,2169
155	VINCI	21,5288	SSE	21,4136	VONOVIA	23,1966
156	NEXT	21,4983	JD SPORTS FASHION	21,4034	ALLREAL HOLDING	23,1881
157	EIFFAGE	20,5441	VIDRALA	21,1780	PSP SWISS PROPERTY AG	23,1525
158	SSE	20,5000	PHILIPS ELTN.KONINKLIJKE	21,1746	VIDRALA	22,9068
159	HOCHTIEF	20,4339	SWEDISH ORPHAN BIOVITRUM	20,9390	TERNA RETE ELETTRICA NAZ	22,8220
160	LUNDBERGFÖRETAGEN B	20,2559	VINCI	20,7763	D IETEREN GROUP	22,7458
161	VONOVIA	19,8169	IBERDROLA	20,7644	BOLLORE	22,3576
162	OERSTED	19,5915	LUNDBERGFÖRETAGEN B	20,4763	PUBLICIS GROUPE	22,2441
163	SOFINA	19,5356	PSP SWISS PROPERTY AG	20,1966	PEARSON	22,2271
164	KINNEVIK B	19,3356	NEXT	19,8271	SWISS PRIME SITE	21,7288
165	PSP SWISS PROPERTY AG	19,1237	VONOVIA	19,7068	NEXT	21,2525
166	WALLENSTAM B	18,9644	EIFFAGE	19,4492	TELEFONICA	21,2068
167	HERA	18,8576	TERNA RETE ELETTRICA NAZ	19,1627	SAGAX B	21,1983
168	FASTIGHETS BALDER B	18,5390	RYANAIR HOLDINGS	19,0136	JD SPORTS FASHION	20,8898
169	PUBLICIS GROUPE	18,5068	VIVENDI	18,9542	BT GROUP	20,7593
170	EDP RENOVAVEIS	18,4712	PUBLICIS GROUPE	18,8542	VERBUND	20,6559
171	ENEL	18,3966	SOFINA	18,7966	ZEALAND PHARMA	20,6339
172	UNITED UTILITIES GROUP	18,2288	FORTUM	18,7593	BACHEM HOLDING	20,6153
173	UPM KYMMENE	18,2254	BT GROUP	18,7068	LONZA GROUP	20,5475
174	IBERDROLA	18,1525	TRAVIS PERKINS	18,2288	SOFINA	20,2305
175	BAVARIAN NORDIC	18,1356	SWISSCOM 'R'	18,1915	AIRBUS	19,7085
176	HEIDELBERG MATERIALS	18,1237	DEUTSCHE TELEKOM	18,0627	PHILIPS ELTN.KONINKLIJKE	19,6966

177	PENNON GROUP	18,0390	ENDESA	17,9898	RYANAIR HOLDINGS	19,6068
178	BOUYGUES	17,8356	FASTIGHETS BALDER B	17,7831	INTL.CONS.AIRL.GP.	19,2966
179	DEUTSCHE TELEKOM	17,8102	HEIDELBERG MATERIALS	17,7627	ENDESA	19,1983
180	INVESTOR B	17,7441	AIRBUS	17,6475	HERA	19,1729
181	VISCOFAN	17,7186	SAGAX B	17,6322	HOCHTIEF	18,4712
182	SWISSCOM 'R'	17,6949	ORANGE	17,1288	TRAVIS PERKINS	18,4407
183	AIRBUS	17,6237	HOCHTIEF	17,0763	VIVENDI	18,2915
184	BT GROUP	17,4593	AVOLTA AG	16,9305	SSE	18,2203
185	SAGAX B	17,4542	DRAX GROUP	16,8915	TAG IMMOBILIEN	18,1136
186	TRAVIS PERKINS	17,3576	TELECOM ITALIA	16,7576	IBERDROLA	18,0390
187	ESSITY B	17,2034	EASYJET	16,6407	WALLENSTAM B	17,8831
188	NEOEN	17,1898	UNITED UTILITIES GROUP	16,1729	WIHLBORGS FASTIGHETER	17,5441
189	TERNA RETE ELETTRICA NAZ	17,0542	GENMAB	16,1085	SWISSCOM 'R'	17,4271
190	TAG IMMOBILIEN	16,9424	NEOEN	16,0475	DEUTSCHE TELEKOM	17,3390
191	TELECOM ITALIA	16,7814	UPM KYMMENE	15,7085	WPP	16,8085
192	VODAFONE GROUP	16,7271	WIHLBORGS FASTIGHETER	15,6966	UPM KYMMENE	16,4220
193	ORANGE	16,4525	WALLENSTAM B	15,5085	PENNON GROUP	16,2322
194	FORTUM	16,2492	SVENSKA CELLULOSA	15,4017	ELIS	16,1881
195	INTERNATIONAL	16,2254	BOUYGUES	15,3864	INDUSTRIVARDEN C	15,9492
196	GENMAB	16,1356	WPP	15,3085	QIAGEN	15,4576
197	QIAGEN	15,9356	EDP RENOVAVEIS	15,2729	KPN KON	15,4000
198	AVOLTA AG	15,8220	QIAGEN	15,2508	ORANGE	15,0254
199	VIVENDI	15,6627	VODAFONE GROUP	15,0390	HEIDELBERG MATERIALS	14,9458
200	WPP	15,3898	SIEMENS HEALTHINEERS	15,0305	TELIA COMPANY	14,8983
201	VEOLIA ENVIRON	15,2254	ENEL	14,5746	EDP RENOVAVEIS	14,8780
202	SEVERN TRENT	15,1864	INTERNATIONAL	14,5712	HOLCIM	14,8356
203	SVENSKA CELLULOSA	15,0203	PENNON GROUP	14,4559	TELECOM ITALIA	14,6678
204	SIEMENS HEALTHINEERS	14,5339	BAE SYSTEMS	14,4441	GENMAB	14,4831
205	FERROVIAL	14,4780	KINNEVIK B	14,4068	LEONARDO	14,2644
206	KPN KON	14,3102	VEOLIA ENVIRON	14,3441	SVENSKA CELLULOSA	14,1627
207	EASYJET	14,2797	FERROVIAL	14,2000	CENTRICA	14,1169
208	KUEHNE UND NAGEL	14,1271	ROCKWOOL B	14,0763	E ON N	14,0475
209	LEONARDO	14,1102	CELLNEX TELECOM	14,0288	IPSOS	13,9729
210	ENGIE	13,7847	SKANSKA B	14,0186	RWE	13,6525
211	BALFOUR BEATTY	13,7593	RHEINMETALL	13,9390	VODAFONE GROUP	13,5746
212	ALLREAL HOLDING	13,7305	ELIS	13,7203	UNITED UTILITIES GROUP	13,5339
213	RYANAIR HOLDINGS	13,6220	BALFOUR BEATTY	13,6763	SEVERN TRENT	13,5102
214	SKANSKA B	13,5203	ENGIE	13,5780	ROCKWOOL B	13,3898
215	RHEINMETALL	13,1695	ALLREAL HOLDING	13,4220	SIEMENS HEALTHINEERS	13,3644
216	ROCKWOOL B	13,1034	KPN KON	12,9136	SKANSKA B	13,3000

217	TELE2 B	12,9102	LEONARDO	11,5915	BKW	12,3983
218	WIENERBERGER	12,5051	TELIA COMPANY	11,5627	WIENERBERGER	11,9000
219	POSTE ITALIANE	12,3305	ACS ACTIV.CONSTR.Y SERV.	11,4610	ACS ACTIV.CONSTR.Y SERV.	11,7322
220	CENTRICA	12,1932	NATIONAL GRID	11,2712	KINNEVIK B	11,6881
221	DEUTSCHE POST	11,9017	POSTE ITALIANE	11,2136	MTU AERO ENGINES HLDG.	11,4407
222	GLAXOSMITHKLINE	11,6339	HOLCIM	11,1322	INTERNATIONAL	11,3915
223	ARCADIS	11,5492	INDUSTRIVARDEN C	11,1102	BOUYGUES	11,3814
224	TELIA COMPANY	11,5339	SEVERN TRENT	11,0610	GLAXOSMITHKLINE	10,8983
225	HOLCIM	11,4915	TELE2 B	11,0508	ENGIE	10,4983
226	WIHLBORGS FASTIGHETER	11,4864	ARCADIS	11,0051	EIFFAGE	10,4407
227	ACS ACTIV.CONSTR.Y SERV.	11,3051	BKW	10,9136	SPIE	10,4305
228	ELIS	11,2254	SPIE	10,9051	BALFOUR BEATTY	10,3407
229	MTU AERO ENGINES HLDG.	11,2119	GLAXOSMITHKLINE	10,4339	ARCADIS	10,3237
230	ROLLS ROYCE HOLDINGS	11,0831	DEUTSCHE POST	10,4102	VINCI	10,3186
231	WACKER CHEMIE	11,0797	ROLLS ROYCE HOLDINGS	10,3644	ITALGAS	10,0627
232	SIEMENS ENERGY N	10,8424	IPSOS	10,1644	ARKEMA	10,0220
233	BKW	10,8017	WIENERBERGER	9,9864	NOVOZYMES B	9,7508
234	ARKEMA	10,7136	VESTAS WINDSYSTEMS	9,9695	FERROVIAL	9,5559
235	INDUSTRIVARDEN C	10,2424	RS GROUP	9,9644	SONOVA N	9,4627
236	CRODA INTERNATIONAL	9,8729	WACKER CHEMIE	9,8712	NATIONAL GRID	9,3186
237	SPIE	9,8305	ARKEMA	9,7407	BUZZI	9,1983
238	CARL ZEISS MEDITEC	9,5186	SWECO B	9,7085	LVMH	9,0441
239	HOLMEN B	9,4678	COLOPLAST B	9,3593	SWECO B	8,9763
240	COLOPLAST B	9,3186	THALES	9,3475	VEOLIA ENVIRON	8,8390
241	RS GROUP	9,2339	ACKERMANS & VAN HAAREN	9,3102	COLOPLAST B	8,6780
242	GALP ENERGIA SGPS B	9,1542	HOLMEN B	9,2288	INFRASTRUTTURE WIRELESS	8,1763
243	IPSOS	9,0169	MTU AERO ENGINES HLDG.	9,2153	BIOMERIEUX	7,9000
244	VESTAS WINDSYSTEMS	8,8220	SIEMENS ENERGY N	9,1644	SES FDR (LUX)	7,8220
245	NATIONAL GRID	8,7593	SAFRAN	8,8102	CELLNEX TELECOM	7,8186
246	GIVAUDAN 'N'	8,7508	DASSAULT AVIATION	8,7356	MILLICOM INTL.CELU. SDR	7,8153
247	OMV	8,7000	OMV	8,6102	TELE2 B	7,7576
248	WORLDLINE	8,6475	CENTRICA	8,4542	KEMIRA	7,7254
249	SWECO B	8,5932	INFRASTRUTTURE WIRELESS	8,4288	HOLMEN B	7,7068
250	SAAB B	8,3763	KUEHNE UND NAGEL	8,3864	UNIVERSAL MUSIC GROUP	7,4153
251	UNIVERSAL MUSIC GROUP	8,2492	GIVAUDAN 'N'	8,3068	HENKEL PREFERENCE	7,2237
252	BIOMERIEUX	8,0559	UNIVERSAL MUSIC GROUP	7,6390	ACKERMANS & VAN HAAREN	7,2220
253	THALES	7,9847	DKSH HOLDING	7,5966	HEXAGON B	7,0288
254	INFRASTRUTTURE WIRELESS	7,9576	ENI	7,5949	OMV	6,9797
255	E ON N	7,7119	E ON N	7,5542	POSTE ITALIANE	6,9576

256	GETINGE B	7,6814	ELISA	7,5119	SPECTRIS	6,9441
257	ITV	7,6237	CARL ZEISS MEDITEC	7,4915	INPOST	6,8356
258	DASSAULT AVIATION	7,4339	BIOMERIEUX	7,3119	KUEHNE UND NAGEL	6,8356
259	ACKERMANS & VAN HAAREN	7,2017	KEMIRA	7,1831	ELISA	6,8203
260	BACHEM HOLDING	7,1220	THE SWATCH GROUP	7,0508	SAAB B	6,6102
261	ELISA	6,9644	SAAB B	7,0356	ITV	6,5661
262	NESTE	6,9237	GALP ENERGIA SGPS B	7,0034	THE SWATCH GROUP	6,4881
263	LEG IMMOBILIEN	6,6424	REPSOL YPF	6,6237	ARGENX	6,3864
264	AKZO NOBEL	6,5576	ITV	6,5441	RS GROUP	6,1949
265	NOVOZYMES B	6,4034	ITALGAS	6,5203	DEUTSCHE POST	5,9542
266	CHRISTIAN DIOR	6,2203	DSV	6,4881	LEG IMMOBILIEN	5,9390
267	NATURGY ENERGY	6,2051	SGS 'N'	6,4475	SGS 'N'	5,5407
268	BAE SYSTEMS	6,1797	COVESTRO	6,4051	SARTORIUS STEDIM BIOTECH	5,5000
269	KEMIRA	6,1339	HENKEL PREFERENCE	6,2932	DIASORIN	5,4915
270	HENKEL PREFERENCE	5,9085	LEG IMMOBILIEN	6,2254	AMPLIFON	5,4881
271	CLARIANT	5,8322	LVMH	6,1814	ALCON (SWX)	5,4831
272	TELENOR	5,8254	NESTE	6,1712	GETINGE B	5,4661
273	COVESTRO	5,6932	TELENOR	6,0797	CARL ZEISS MEDITEC	5,4475
274	UMICORE	5,6339	TAG IMMOBILIEN	5,9051	SMITH & NEPHEW	5,3441
275	ESSILORLUXOTTICA	5,4492	SES FDR (LUX)	5,7932	UMICORE	5,1085
276	CELLNEX TELECOM	5,3780	BUZZI	5,7593	ESSILORLUXOTTICA	5,0153
277	REPSOL YPF	5,2542	UMICORE	5,5593	CLARIANT	5,0102
278	INPOST	5,2220	CRODA INTERNATIONAL	5,5220	FORTNOX AB	4,8237
279	RENTOKIL INITIAL	4,8780	EVONIK INDUSTRIES	5,5068	KONGSBERG GRUPPEN	4,6881
280	GERRESHEIMER	4,7627	ESSILORLUXOTTICA	5,4814	ROLLS ROYCE HOLDINGS	4,6729
281	SONOVA N	4,6559	SONOVA N	5,4407	SAFRAN	4,6712
282	BP	4,6136	GETINGE B	5,4034	DASSAULT AVIATION	4,6559
283	RWE	4,5068	BP	5,3492	TELENOR	4,6508
284	HERMES INTL.	4,4458	CHRISTIAN DIOR	4,9559	BAE SYSTEMS	4,6254
285	EVONIK INDUSTRIES	4,4017	TELEPERFORMANCE	4,9525	RHEINMETALL	4,6017
286	DSV	4,2881	CLARIANT	4,9322	THALES	4,5932
287	LVMH	4,2712	NOVOZYMES B	4,9237	INFORMA	4,2831
288	TOTALENERGIES	4,1271	WORLDLINE	4,8339	VESTAS WINDSYSTEMS	4,2339
289	INFORMA	4,0305	NATURGY ENERGY	4,7407	SIEMENS ENERGY N	4,1695
290	SPECTRIS	3,8746	RENTOKIL INITIAL	4,5847	BUREAU VERITAS	4,1475
291	SYMRISE	3,6831	AKZO NOBEL	4,5542	GERRESHEIMER	4,1407
292	NEXI	3,5559	INFORMA	4,4644	ADECCO GROUP	4,1169
293	STMICROELECTRONICS	3,5051	SHELL	4,3525	DKSH HOLDING	4,0983
294	SAFRAN	3,4220	SYMRISE	4,1966	COVESTRO	4,0915
295	SGS 'N'	3,2051	BACHEM HOLDING	4,0644	EDENRED	4,0729
296	MILLICOM INTL.CELU. SDR	3,0254	INPOST	4,0373	WOLTERS KLUWER	4,0576

297	ELEKTA B	3,0051	SPECTRIS	4,0051	SERCO GROUP	3,8864
298	THE SWATCH GROUP	2,9136	STMICROELECTRONICS	3,9898	ISS	3,8729
299	ENI	2,7746	GERRESHEIMER	3,9339	QINETIQ GROUP	3,5712
300	SHELL	2,7322	MILLICOM INTL.CELU. SDR	3,7322	NATURGY ENERGY	3,4915
301	BUZZI	2,5712	FORTNOX AB	3,6424	PUMA	3,4237
302	DKSH HOLDING	2,2339	ARGENX	3,0881	TELEPERFORMANCE	3,3898
303	QINETIQ GROUP	2,2085	LANXESS	3,0458	HERMES INTL.	3,3119
304	ISS	2,1373	QINETIQ GROUP	3,0153	RENTOKIL INITIAL	3,2949
305	SES FDR (LUX)	2,0627	RANDSTAD	2,5390	RANDSTAD	2,5814
306	COMET HOLDINGS 'R'	2,0525	ZEALAND PHARMA	2,4949	INTERTEK GROUP	2,5390
307	FREENET	2,0441	ALCON (SWX)	2,3712	HALMA	2,3712
308	HALMA	2,0288	HERMES INTL.	2,3661	SIKA	2,3136
309	HEXPOL B	2,0085	EDENRED	2,3203	FREENET	1,9763
310	RUBIS	2,0068	A P MOLLER MAERSK B	2,2136	DSV	1,9763
311	ITALGAS	1,9678	RWE	2,1542	ORLEN	1,8729
312	BASF	1,9508	SIKA	2,1169	AKZO NOBEL	1,7932
313	YARA INTERNATIONAL	1,5492	HALMA	2,1085	SHELL	1,5390
314	KONGSBERG GRUPPEN	1,5085	FREENET	1,9695	AKER BP	1,4492
315	A P MOLLER MAERSK B	1,4797	TOTALENERGIES	1,8644	EQUINOR	1,4458
316	ZEALAND PHARMA	1,3847	PUMA	1,7356	MELROSE INDUSTRIES	1,4441
317	EQUINOR	1,2966	ORLEN	1,5831	BP	1,4424
318	FORTNOX AB	1,0441	EQUINOR	1,5322	REPSOL YPF	1,4288
319	ORLEN	0,9441	EMS CHEMIE 'N'	1,4847	GALP ENERGIA SGPS B	1,4220
320	HEXAGON B	0,9339	BUREAU VERITAS	1,2678	EXPERIAN	1,4085
321	BUREAU VERITAS	0,9169	DEMANT	1,2017	NESTE	1,3610
322	LANXESS	0,9017	NEXI	1,0831	ENI	1,3339
323	ADIDAS	0,7441	L AIR LQE.SC.ANYME. POUR	0,9864	DEMANT	0,8153
324	SIKA	0,0169	ISS	0,6966	WORLDLINE	0,7831
325	EDENRED	-0,0644	ELEKTA B	0,3288	TOTALENERGIES	0,5729
326	INTERTEK GROUP	-0,1034	ADIDAS	0,2068	L AIR LQE.SC.ANYME. POUR	0,4746
327	TELEPERFORMANCE	-0,1220	EXPERIAN	0,1627	GIVAUDAN 'N'	0,4017
328	BOSS (HUGO)	-0,4695	RICHEMONT N	-0,1237	A P MOLLER MAERSK B	0,3831
329	L AIR LQE.SC.ANYME. POUR	-0,5695	HEXPOL B	-0,2746	K S N	0,3475
330	CONVATEC GROUP	-0,6475	BOSS (HUGO)	-0,2797	BRENNTAG	0,3373
331	RICHEMONT N	-0,7542	SERCO GROUP	-0,3102	WACKER CHEMIE	0,3322
332	EXPERIAN	-0,9322	RENAULT	-0,4068	HEXPOL B	0,3085
333	PUMA	-1,2017	WOLTERS KLUWER	-0,5288	SYMRISE	0,2983
334	ALCON (SWX)	-1,2966	YARA INTERNATIONAL	-0,6915	EVONIK INDUSTRIES	0,2898
335	SARTORIUS SHS.PREF.	-1,3627	KONGSBERG GRUPPEN	-1,1017	CRODA INTERNATIONAL	0,2847
336	ASML HOLDING	-1,4000	BMW	-1,1169	EMS CHEMIE 'N'	0,2847
337	WOLTERS KLUWER	-1,5525	CONVATEC GROUP	-1,4797	LANXESS	0,2763

338	DEMANT	-1,7305	SMITH & NEPHEW	-1,7186	OCI	0,2542
339	BMW	-1,8627	BRENNTAG	-1,8186	BASF	0,2356
340	AKER BP	-2,4153	BASF	-1,8932	NEXI	-0,0203
341	SEB	-2,7644	HEXAGON B	-2,0305	CONVATEC GROUP	-0,0712
342	ADECCO GROUP	-2,9102	COMET HOLDINGS 'R'	-2,2492	RICHEMONT N	-0,1186
343	SMITH & NEPHEW	-2,9966	MERCEDES BENZ GROUP N	-2,2915	RENAULT	-0,4068
344	STRAUMANN HLDG.	-3,4644	RUBIS	-2,5797	MERCEDES BENZ GROUP N	-1,0186
345	MERCEDES BENZ GROUP N	-3,5814	INTERTEK GROUP	-2,9983	HAYS	-1,0695
346	SARTORIUS STEDIM BIOTECH	-3,7441	PKO BANK	-3,0322	IMCD GROUP	-1,0949
347	JOHNSON MATTHEY	-3,8203	MELROSE INDUSTRIES	-3,1407	ELEKTA B	-1,5492
348	MONCLER	-3,9305	JOHNSON MATTHEY	-3,5034	RUBIS	-1,6949
349	SAINT GOBAIN	-3,9322	ASML HOLDING	-4,1000	YARA INTERNATIONAL	-1,7983
350	PKO BANK	-4,3017	MONCLER	-4,3051	COMET HOLDINGS 'R'	-1,9881
351	RENAULT	-4,4034	STRAUMANN HLDG.	-4,3339	JOHNSON MATTHEY	-3,0254
352	SERCO GROUP	-4,7983	SECTRA B	-4,3644	AMBU B	-3,2932
353	ALLFUNDS GROUP	-4,8847	SAINT GOBAIN	-4,4271	MONCLER	-3,2932
354	AMPLIFON	-5,2475	IMCD GROUP	-4,4864	PANDORA	-3,3136
355	MICHELIN	-5,3593	AKER BP	-4,5068	BRUNELLO CUCINELLI	-3,3322
356	SIGNIFY	-5,4729	K S N	-4,6237	BOSS (HUGO)	-3,3441
357	RANDSTAD	-5,5525	FUCHS PREF.	-4,8898	ADIDAS	-3,3797
358	K S N	-5,6085	HAYS	-5,0542	CHRISTIAN DIOR	-3,5305
359	MELROSE INDUSTRIES	-5,6153	ADECCO GROUP	-5,1983	PKO BANK	-3,9712
360	ASHTREAD GROUP	-5,6153	ALLFUNDS GROUP	-5,4288	STRAUMANN HLDG.	-4,0576
361	DSM FIRMENICH	-5,6966	SARTORIUS SHS.PREF.	-5,5254	SECTRA B	-4,1051
362	ELECTROLUX B	-5,8000	AMPLIFON	-5,6407	ALLFUNDS GROUP	-4,2847
363	IMCD GROUP	-6,2831	OCI	-5,7847	ASHTREAD GROUP	-4,4458
364	BRENNTAG	-6,3797	SEB	-5,8034	FUCHS PREF.	-5,0763
365	VOLKSWAGEN PREF.	-6,5576	ASM INTERNATIONAL	-6,0542	ASML HOLDING	-5,3898
366	AMBU B	-6,6051	ASHTREAD GROUP	-6,0559	STELLANTIS	-6,9661
367	MYCRONIC	-7,0068	SOITEC	-6,1559	BE SEMICONDUCTOR	-7,3458
368	EMS CHEMIE 'N'	-7,1339	VOLKSWAGEN PREF.	-6,4729	VOLKSWAGEN PREF.	-7,5932
369	SECURITAS B	-7,1695	SARTORIUS STEDIM BIOTECH	-6,4864	GEBERIT 'R'	-7,6525
370	FUCHS PREF.	-7,3525	ELECTROLUX B	-6,5186	MYCRONIC	-7,7695
371	PANDORA	-7,4559	DSM FIRMENICH	-7,0237	ADYEN	-8,8068
372	STELLANTIS	-7,5390	KINGSPAN GROUP	-7,1695	VALEO	-9,3305
373	SECTRA B	-7,5746	VALEO	-7,3017	SARTORIUS SHS.PREF.	-9,7746
374	VALEO	-7,5831	MYCRONIC	-7,4254	SECURITAS B	-10,1254
375	SOITEC	-7,7305	AMBU B	-7,4949	ASM INTERNATIONAL	-10,2237
376	CONTINENTAL	-8,0661	STELLANTIS	-7,9153	STMICROELECTRONICS	-10,2254
377	VOLVO CAR B	-8,4271	PANDORA	-8,1136	SOITEC	-10,2305
378	ASM INTERNATIONAL	-8,6034	BE SEMICONDUCTOR	-8,3492	SMITHS GROUP	-11,4356

379	ASSA ABLOY B	-9,1068	ADYEN	-8,6271	SCHNEIDER ELECTRIC	-11,5458
380	ADYEN	-9,3085	SIGNIFY	-8,8254	BELLWAY	-11,5746
381	HAYS	-9,5763	CONTINENTAL	-8,8983	RATIONAL	-12,6407
382	DIASORIN	-9,6237	VOLVO CAR B	-8,9915	INFINEON TECHNOLOGIES	-12,6576
383	ARGENX	-9,7407	GEBERIT 'R'	-9,0932	ELECTROLUX B	-12,6712
384	KINGSPAN GROUP	-9,7746	SECURITAS B	-9,1814	SEB	-12,6949
385	SMITHS GROUP	-10,1169	MICHELIN	-9,3881	WISE A	-12,9441
386	GEBERIT 'R'	-10,1695	INFINEON TECHNOLOGIES	-10,7763	INCHCAPE	-13,0407
387	BE SEMICONDUCTOR	-11,0746	WISE A	-11,4169	MICHELIN	-13,0661
388	HUSQVARNA B	-11,1525	SMITHS GROUP	-11,4932	VOLVO CAR B	-13,0746
389	AIXTRON	-11,4000	DIASORIN	-11,5797	PORSCHE AML.HLDG.PREF.	-13,0746
390	INFINEON TECHNOLOGIES	-11,8102	ASSA ABLOY B	-12,2102	BMW	-13,0797
391	SCHNEIDER ELECTRIC	-11,9305	SCHNEIDER ELECTRIC	-12,4508	CONTINENTAL	-13,1119
392	BARRATT REDROW	-12,4153	HUSQVARNA B	-13,3864	ASSA ABLOY B	-13,4085
393	OCI	-12,7102	BARRATT REDROW	-13,7424	HUSQVARNA B	-13,6407
394	PERSIMMON	-12,8661	BELLWAY	-14,1983	DSM FIRMENICH	-13,8254
395	THULE GROUP	-13,6864	SIEMENS	-14,2068	BARRATT REDROW	-13,9610
396	LAGERCRANTZ GROUP B	-14,0017	PERSIMMON	-14,4203	SAINT GOBAIN	-13,9881
397	LEGRAND	-14,3254	AIXTRON	-14,5797	KINGSPAN GROUP	-14,0017
398	BERKELEY GROUP HOLDINGS	-14,4390	DCC	-15,0525	VISTRY GROUP	-14,0017
399	BELLWAY	-14,5220	RATIONAL	-15,2695	SIGNIFY	-14,0051
400	SAP	-14,6169	LEGRAND	-15,3949	LAGERCRANTZ GROUP B	-14,0203
401	SIEMENS	-14,8000	LAGERCRANTZ GROUP B	-15,5441	AIXTRON	-14,2254
402	DCC	-14,9797	HOWDEN JOINERY GP.	-15,5475	PERSIMMON	-14,5593
403	NOKIA	-15,4288	BERKELEY GROUP HOLDINGS	-15,8373	BERKELEY GROUP HOLDINGS	-14,6254
404	RATIONAL	-15,5254	NOKIA	-15,9678	SIEMENS	-15,7966
405	TAYLOR WIMPEY	-15,9322	BRUNELLO CUCINELLI	-16,1068	LEGRAND	-16,1068
406	RELX	-16,6627	TAYLOR WIMPEY	-16,6237	GAMES WORKSHOP	-16,1559
407	BRUNELLO CUCINELLI	-16,8576	THULE GROUP	-16,7322	HOWDEN JOINERY GP.	-16,5034
408	WISE A	-17,0458	ALTEN	-17,2458	LIFCO B	-16,8847
409	HOWDEN JOINERY GP.	-17,1203	FERRARI	-17,3763	TAYLOR WIMPEY	-17,4339
410	ERICSSON B	-17,5017	SAP	-17,3966	FERRARI	-17,7593
411	ALSTOM	-17,8339	ERICSSON B	-17,7508	ALTEN	-18,7254
412	ABB LTD N	-17,9203	VOLVO B	-18,0881	THULE GROUP	-19,1763
413	FERRARI	-18,2407	RELX	-18,2712	GRAFTON GROUP	-19,3492
414	VOLVO B	-18,2458	CAPGEMINI	-18,5593	DCC	-19,5542
415	TIETOEVRY	-18,7864	ZALANDO	-18,8593	DASSAULT SYSTEMES	-19,7186
416	WARTSILA	-18,8271	ABB LTD N	-18,8797	PROSUS N	-19,7237
417	ALTEN	-18,8288	GEORG FISCHER	-19,2254	ALSTOM	-20,5102
418	GRAFTON GROUP	-18,8831	GRAFTON GROUP	-19,2627	KONE B	-20,8746

419	ATLAS COPCO A	-19,7610	VISTRY GROUP	-19,2780	GEA GROUP	-21,3966
420	CAPGEMINI	-19,8339	LIFCO B	-19,7576	WARTSILA	-21,5356
421	SOPRA STERIA GROUP	-20,0492	DAIMLER TRUCK HOLDING E	-19,8780	IVECO GROUP	-22,6729
422	EPIROC A	-20,6525	ALSTOM	-20,1254	REXEL	-23,5797
423	ZALANDO	-21,0797	DASSAULT SYSTEMES	-20,3068	TIETOEVRY	-23,6695
424	NKT	-21,4068	TIETOEVRY	-21,2203	NKT	-23,8542
425	GEORG FISCHER	-21,5153	INCHCAPE	-21,2424	ATLAS COPCO A	-24,1542
426	INCHCAPE	-21,5475	KONE B	-21,3254	NIBE INDUSTRIER	-24,4966
427	DASSAULT SYSTEMES	-21,5898	WARTSILA	-21,9831	SPIRAX GROUP	-24,6983
428	LIFCO B	-22,2661	NKT	-22,2339	EPIROC A	-24,7695
429	DAIMLER TRUCK HOLDING E	-22,4068	KNORR BREMSE	-23,0475	SKF B	-24,7763
430	VISTRY GROUP	-22,6119	ATLAS COPCO A	-23,1339	COMPUTACENTER	-25,2881
431	REXEL	-23,0034	EPIROC A	-23,3441	TEMENOS N	-25,5271
432	SKF B	-23,5475	JUST EAT TAKEAWAY.COM	-23,5814	KONECRANES	-25,7763
433	AMADEUS IT GROUP	-23,7780	SOPRA STERIA GROUP	-23,6051	CAPGEMINI	-25,8017
434	KONE B	-23,8712	IMI	-23,8051	JUST EAT TAKEAWAY.COM	-25,8390
435	KNORR BREMSE	-24,0983	REXEL	-23,8254	AUTO TRADER GROUP	-25,8492
436	IMI	-24,2220	NIBE INDUSTRIER	-24,0542	DELIVERY HERO	-25,8508
437	AALBERTS	-24,5492	GEA GROUP	-24,1288	AMADEUS IT GROUP	-25,8661
438	NIBE INDUSTRIER	-24,5881	SPIRAX GROUP	-24,6102	SCOUT24	-25,8678
439	NEXANS	-24,5966	NEXANS	-24,6492	CD PROJEKT	-25,9017
440	PROSUS N	-25,1949	SKF B	-24,7424	SAP	-25,9051
441	ALFA LAVAL	-25,7458	AMADEUS IT GROUP	-24,7644	ERICSSON B	-25,9424
442	SOFTCAT	-25,9763	RIGHTMOVE	-25,1559	NOKIA	-25,9458
443	RIGHTMOVE	-26,0051	AALBERTS	-25,1729	BECHTLE	-25,9661
444	REPLY	-26,0339	PROSUS N	-25,3610	RELX	-25,9746
445	TRELLEBORG B	-26,0475	SULZER 'R'	-25,4610	ZALANDO	-26,0085
446	MUNTERS GROUP	-26,6678	SCOUT24	-25,6322	RIGHTMOVE	-26,0814
447	TEMENOS N	-26,8576	TRELLEBORG B	-25,7915	SOPRA STERIA GROUP	-26,2153
448	SPIRAX GROUP	-26,8661	KONECRANES	-26,0102	REPLY	-27,7695
449	SULZER 'R'	-26,9356	VALMET	-26,1508	MUNTERS GROUP	-28,5254
450	SCOUT24	-26,9661	IVECO GROUP	-26,4254	LOGITECH 'R'	-28,5492
451	LOGITECH 'R'	-27,5254	MUNTERS GROUP	-27,2847	VALMET	-28,6576
452	KONECRANES	-27,6610	LOGITECH 'R'	-27,3966	PRYSMIAN	-28,6712
453	ANDRITZ	-28,6153	TEMENOS N	-27,5136	SOFTCAT	-28,9593
454	PRYSMIAN	-28,7153	CD PROJEKT	-27,8339	ANDRITZ	-29,3356
455	VALMET	-28,8712	PRYSMIAN	-27,8966	KNORR BREMSE	-29,5407
456	ROTORK	-28,8729	REPLY	-28,2763	EXOR NV ORD	-29,5492
457	IVECO GROUP	-28,9966	ROTORK	-28,3136	IMI	-29,5712
458	BECHTLE	-29,1051	ANDRITZ	-28,3237	INFICON	-29,5864
459	SFS GROUP	-29,7729	BECHTLE	-28,6169	TRELLEBORG B	-29,5898
460	DELIVERY HERO	-29,9169	WEIR GROUP	-29,1186	VOLVO B	-29,6119

461	WEIR GROUP	-30,0339	BELIMO N	-29,3102	TOMRA SYSTEMS	-29,6424
462	PORSCHE AML.HLDG.PREF.	-30,0864	AUTO TRADER GROUP	-29,3356	NEXANS	-29,6458
463	UBS GROUP	-30,2102	GAMES WORKSHOP	-29,3695	WEIR GROUP	-29,6475
464	CARGOTEC B	-30,2136	SOFTCAT	-29,6475	BUCHER INDUSTRIES	-29,6508
465	CD PROJEKT	-30,2322	BUCHER INDUSTRIES	-29,8746	ABB LTD N	-29,6780
466	STOREBRAND	-30,2847	SCHINDLER 'P'	-29,8915	ROTORK	-29,6949
467	METSO CORPORATION	-30,4966	PORSCHE AML.HLDG.PREF.	-29,9407	SULZER 'R'	-29,7068
468	INFICON	-31,1644	SFS GROUP	-29,9508	GEORG FISCHER	-29,7305
469	BELIMO N	-31,1661	TOMRA SYSTEMS	-30,6932	AALBERTS	-29,7576
470	GEA GROUP	-31,2254	UBS GROUP	-31,0407	DAIMLER TRUCK HOLDING E	-29,7814
471	AUTO TRADER GROUP	-31,2881	INFICON	-31,2576	METSO CORPORATION	-29,7881
472	TOMRA SYSTEMS	-31,3729	SAGE GROUP	-31,2695	SFS GROUP	-29,8508
473	COMPUTACENTER	-31,7153	ALFA LAVAL	-31,3559	ALFA LAVAL	-29,9898
474	BUCHER INDUSTRIES	-31,9119	METSO CORPORATION	-31,3864	SAGE GROUP	-30,1695
475	HEMNET GROUP	-31,9966	HEMNET GROUP	-31,5678	BELIMO N	-30,2712
476	NEMETSCHEK	-32,2678	CARGOTEC B	-31,7695	SCHINDLER 'P'	-30,6678
477	SCHINDLER 'P'	-32,2983	STOREBRAND	-31,8085	HEMNET GROUP	-30,7288
478	SAGE GROUP	-32,3508	COMPUTACENTER	-31,9949	KION GROUP	-32,0119
479	GAMES WORKSHOP	-32,4576	NEMETSCHEK	-32,4797	BEIJER REF B	-32,6237
480	KION GROUP	-32,5763	KION GROUP	-32,5017	NEMETSCHEK	-32,6542
481	EXOR NV ORD	-32,6441	INVESTEC	-33,0000	CARGOTEC B	-33,1559
482	JUST EAT TAKEAWAY.COM	-32,9322	INDUTRADE	-34,0390	INDUTRADE	-33,5712
483	INDUTRADE	-33,5780	DELIVERY HERO	-34,2898	AZELIS GROUP	-34,4102
484	BEIJER REF B	-34,2373	BEIJER REF B	-34,3983	VAT GROUP	-34,7898
485	VAT GROUP	-34,6847	VAT GROUP	-34,5356	INTERPUMP GROUP	-36,5153
486	CTS EVENTIM	-35,5729	AMUNDI	-36,7271	AMUNDI	-37,6458
487	AMUNDI	-36,0695	INTERPUMP GROUP	-36,9458	INVESTEC	-37,7373
488	INVESTEC	-36,3814	ALLIANZ	-37,6814	ALLIANZ	-37,8441
489	ADDTECH B	-36,9847	EXOR NV ORD	-37,8458	DIPLOMA	-38,1729
490	ALLIANZ	-37,1576	DIPLOMA	-38,0932	CTS EVENTIM	-38,4966
491	PARTNERS GROUP HOLDING	-37,1932	CTS EVENTIM	-38,2220	LONDON STOCK EXCHANGE	-38,5898
492	DIPLOMA	-37,5237	MAN GROUP	-38,2339	MAN GROUP	-39,0220
493	LEGAL & GENERAL	-37,5949	LONDON STOCK EXCHANGE	-38,6881	GN STORE NORD	-39,5322
494	MAN GROUP	-38,0390	LEGAL & GENERAL	-38,9390	ADDTECH B	-40,0051
495	UNIPOL GRUPPO	-38,1068	SCHRODERS	-39,0746	EURONEXT	-41,0475
496	ZURICH INSURANCE GROUP	-38,1237	ADDTECH B	-39,1814	ABRDN	-41,0932
497	LONDON STOCK EXCHANGE	-38,5559	PARTNERS GROUP HOLDING	-39,2458	SCHRODERS	-41,1305
498	INTERPUMP GROUP	-39,0797	AZELIS GROUP	-39,9441	LEGAL & GENERAL	-41,1847
499	SCHRODERS	-39,4559	EQT	-40,5678	DEUTSCHE BOERSE	-41,1881
500	AZELIS GROUP	-40,0983	EURONEXT	-41,0220	STOREBRAND	-41,2034
501	DEUTSCHE BOERSE	-40,1797	UNIPOL GRUPPO	-41,2119	EQT	-41,2068

502	M&G	-40,4763	M&G	-41,4729	AZIMUT HOLDING	-41,2610
503	SWISS LIFE HOLDING	-40,9966	SWISS LIFE HOLDING	-41,5763	UBS GROUP	-41,2729
504	EURONEXT	-41,0661	ZURICH INSURANCE GROUP	-42,1492	PHOENIX GROUP HDG.	-42,7661
505	EQT	-41,1864	BARCLAYS	-42,3475	BUNZL	-42,7966
506	AEGON	-41,2271	GN STORE NORD	-42,4627	ZURICH INSURANCE GROUP	-43,3559
507	LLOYDS BANKING GROUP	-41,7898	PHOENIX GROUP HDG.	-42,6169	SWISS LIFE HOLDING	-43,4678
508	MUENCHENER RUCK.	-41,9119	ASR NEDERLAND	-42,6441	MUENCHENER RUCK.	-43,5847
509	ASR NEDERLAND	-41,9136	AGEAS (EX FORTIS)	-42,7542	ASR NEDERLAND	-43,7356
510	DEUTSCHE BANK	-41,9407	AEGON	-42,7695	PARTNERS GROUP HOLDING	-43,8373
511	SWISS RE	-42,1169	GENERALI	-42,8220	AGEAS (EX FORTIS)	-44,3475
512	GENERALI	-42,3695	MUENCHENER RUCK.	-42,8288	HELVETIA HOLDING N	-44,8356
513	GN STORE NORD	-42,4305	LLOYDS BANKING GROUP	-43,1932	INTESA SANPAOLO	-44,9220
514	AVIVA	-42,4576	AVIVA	-43,2339	SWISSQUOTE 'R'	-45,0847
515	BARCLAYS	-42,8254	DEUTSCHE BOERSE	-43,2492	BANCO SANTANDER	-45,4508
516	HELVETIA HOLDING N	-42,9593	INTESA SANPAOLO	-43,5627	ADMIRAL GROUP	-45,5678
517	PZU GROUP	-42,9864	SWISS RE	-43,5864	SWISS RE	-45,7186
518	INTESA SANPAOLO	-43,0542	EURAZEO	-43,7017	SOCIETE GENERALE	-46,2763
519	PHOENIX GROUP HDG.	-43,1441	ADMIRAL GROUP	-44,1034	BARCLAYS	-46,3102
520	PRUDENTIAL	-43,2661	BUNZL	-44,1780	BBV.ARGENTARIA	-46,3119
521	GJENSIDIGE FORSIKRING	-43,2695	ABRDN	-44,1780	SCOR SE	-46,4644
522	AZIMUT HOLDING	-43,5542	TRYG	-44,2407	PRUDENTIAL	-46,5610
523	ING GROEP	-43,6763	HELVETIA HOLDING N	-44,3339	GJENSIDIGE FORSIKRING	-46,7746
524	BUNZL	-43,7542	AZIMUT HOLDING	-44,5237	HARGREAVES LANSDOWN	-46,8356
525	ABRDN	-43,9831	AXA	-44,5254	M&G	-46,8542
526	EURAZEO	-44,3136	BANKINTER 'R'	-44,8186	KBC GROUP	-46,8559
527	CREDIT AGRICOLE	-44,6186	DEUTSCHE BANK	-45,1068	HANNOVER RUECK	-46,9051
528	SAMPO A	-44,6407	INTERMEDIATE CAPITAL GP.	-45,4220	TRYG	-46,9593
529	INTERMEDIATE CAPITAL GP.	-44,6729	TALANX AKTGSF.	-45,4678	TALANX AKTGSF.	-46,9763
530	BANCO SANTANDER	-44,6932	PRUDENTIAL	-45,5949	HISCOX DI	-46,9898
531	SOCIETE GENERALE	-44,7203	SAMPO A	-45,8475	PZU GROUP	-46,9932
532	AXA	-44,8102	SWISSQUOTE 'R'	-46,0017	AXA	-47,0102
533	HARGREAVES LANSDOWN	-45,4525	BANCO SANTANDER	-46,0932	GENERALI	-47,0136
534	TALANX AKTGSF.	-45,5492	GJENSIDIGE FORSIKRING	-46,1254	AEGON	-47,0407
535	HSBC HOLDINGS	-45,6407	SCOR SE	-46,1746	AVIVA	-47,0441
536	AIB GROUP	-45,6797	BBV.ARGENTARIA	-46,3339	NN GROUP	-47,0814
537	AGEAS (EX FORTIS)	-45,8780	PZU GROUP	-46,4864	BEAZLEY	-47,1288
538	ADMIRAL GROUP	-45,9119	SOCIETE GENERALE	-46,6119	UNIPOL GRUPPO	-47,1492
539	UNICREDIT	-45,9593	BANCO BPM	-46,6712	EURAZEO	-47,2644
540	CAIXABANK	-46,0424	ING GROEP	-47,0695	ST.JAMES'S PLACE ORD	-47,4508
541	SCOR SE	-46,1475	HARGREAVES LANSDOWN	-47,1051	SAMPO A	-48,1441

542	KBC GROUP	-46,2610	ABN AMRO BANK	-47,1119	BANCO DE SABADELL	-48,1746
543	BBV.ARGENTARIA	-46,2695	BANCO DE SABADELL	-47,2915	HSBC HOLDINGS	-48,3864
544	IG GROUP HOLDINGS	-46,3610	KBC GROUP	-47,4288	INTERMEDIATE CAPITAL GP.	-48,6305
545	TRYG	-46,4492	UNICREDIT	-47,6407	BALOISE HOLDING	-50,0051
546	ABN AMRO BANK	-46,5949	BNP PARIBAS	-47,6576	IG GROUP HOLDINGS	-50,3153
547	BANKINTER 'R'	-46,6068	ST.JAMES'S PLACE ORD	-47,8864	NORDEA BANK	-50,8576
548	SVENSKA HANDELSBANKEN A	-46,8576	AIB GROUP	-48,0831	TECAN 'R'	-50,8797
549	ST.JAMES'S PLACE ORD	-46,9915	HSBC HOLDINGS	-48,1254	SWEDBANK A	-51,1305
550	SWEDBANK A	-47,2763	SANTANDER BANK POLSKA	-48,3271	CAIXABANK	-51,4458
551	NATWEST GROUP	-47,3542	BANCO COMR.PORTUGUES 'R'	-48,4322	DIRECT LINE IN.GROUP	-52,0492
552	BANCO BPM	-47,8847	SWEDBANK A	-48,4576	SKANDINAVISKA ENSKILDA	-52,0678
553	BANCO COMR.PORTUGUES 'R'	-47,9881	BEAZLEY	-48,7407	MEDIOBANCA BC.FIN	-52,1831
554	HANNOVER RUECK	-47,9915	IG GROUP HOLDINGS	-48,9305	BANCA MONTE DEI PASCHI	-52,2729
555	SANTANDER BANK POLSKA	-47,9932	HANNOVER RUECK	-48,9322	JYSKE BANK	-52,2814
556	BNP PARIBAS	-48,0017	CAIXABANK	-49,2373	RINGKJOBING LANDBOBANK	-52,7407
557	BALOISE HOLDING	-48,1169	NATWEST GROUP	-49,4373	BANCA PPO.DI SONDRIO	-52,9254
558	TECAN 'R'	-48,3203	DNB BANK	-49,7034	AVANZA BANK HOLDING	-53,0339
559	NN GROUP	-48,3847	BALOISE HOLDING	-49,9424	ERSTE GROUP BANK	-53,0559
560	BPER BANCA	-48,4000	SVENSKA HANDELSBANKEN A	-50,1322	BANK POLSKA KASA OPIEKI	-53,2746
561	BANCO DE SABADELL	-48,4576	NORDEA BANK	-50,1508	3I GROUP	-53,4915
562	DNB BANK	-48,5424	COMMERZBANK	-50,3034	FINECOBANK SPA	-53,6271
563	BEAZLEY	-48,9237	NN GROUP	-50,5322	DANSKE BANK	-53,6559
564	DANSKE BANK	-48,9881	TECAN 'R'	-50,6305	BPER BANCA	-53,6881
565	SWISSQUOTE 'R'	-49,0085	ERSTE GROUP BANK	-50,6305	NORDNET	-53,7000
566	BANK POLSKA KASA OPIEKI	-49,6712	BPER BANCA	-50,7729	DEUTSCHE BANK	-53,7492
567	BANK OF IRELAND GROUP	-49,7508	BANCA MONTE DEI PASCHI	-51,0424	BNP PARIBAS	-53,7593
568	RAIFFEISEN BANK INTL. SKANDINAVISKA ENSKILDA	-49,9051	DIRECT LINE IN.GROUP	-51,1017	AIB GROUP	-53,7644
569	ENSKILDA	-49,9627	AVANZA BANK HOLDING	-51,1475	COMMERZBANK	-53,7712
570	DIRECT LINE IN.GROUP	-50,0356	SKANDINAVISKA ENSKILDA	-51,5085	ING GROEP	-53,7729
571	JYSKE BANK	-50,1254	JYSKE BANK	-51,8288	UNICREDIT	-53,7763
572	COMMERZBANK	-50,1949	HISCOX DI	-51,9068	BAWAG GROUP	-53,7881
573	FINECOBANK SPA	-50,3695	CREDIT AGRICOLE	-52,1085	BANCO BPM	-53,8169
574	NORDEA BANK	-50,4237	BANCA PPO.DI SONDRIO	-52,1525	SANTANDER BANK POLSKA	-53,8186
575	ERSTE GROUP BANK	-50,7712	FINECOBANK SPA	-52,1610	SYDBANK	-53,8254
576	HISCOX DI	-50,9305	BC VAUD N	-52,1797	DNB BANK	-53,8373
577	BANCA MONTE DEI PASCHI	-51,0085	BANK POLSKA KASA OPIEKI	-52,1831	ABN AMRO BANK	-53,8424
578	AVANZA BANK HOLDING	-51,7932	BANK OF IRELAND GROUP	-52,2932	CREDIT AGRICOLE	-53,8610
579	MEDIOBANCA BC.FIN	-51,8288	DANSKE BANK	-52,3237	BC VAUD N	-53,8627

580	STANDARD CHARTERED	-51,9695	MEDIOBANCA BC.FIN	-52,3593	RAIFFEISEN BANK INTL.	-53,8780
581	BAWAG GROUP	-52,1136	RAIFFEISEN BANK INTL.	-52,4085	SVENSKA HANDELSBANKEN A	-53,8780
582	JULIUS BAER GRUPPE	-52,2712	BAWAG GROUP	-52,6288	BANKINTER 'R'	-53,8797
583	RINGKJOBING LANDBOBANK	-52,2864	3I GROUP	-53,1458	LLOYDS BANKING GROUP	-53,9169
584	BANCA PPO.DI SONDRIO	-52,3525	RINGKJOBING LANDBOBANK	-53,3373	NATWEST GROUP	-53,9424
585	3I GROUP	-52,9407	SYDBANK	-53,6186	BANCO COMR.PORTUGUES 'R'	-54,0102
586	BC VAUD N	-53,1271	JULIUS BAER GRUPPE	-53,6831	BANK OF IRELAND GROUP	-54,0475
587	CEMBRA MONEY BANK N ORD	-54,1729	STANDARD CHARTERED	-53,9915	JULIUS BAER GRUPPE	-54,8542
588	BANCA MEDIOLANUM	-57,0746	CEMBRA MONEY BANK N ORD	-54,9508	CEMBRA MONEY BANK N ORD	-55,1424
589	SYDBANK	-59,1424	BANCA MEDIOLANUM	-55,8339	BANCA MEDIOLANUM	-55,4339
590	NORDNET	-61,1153	NORDNET	-60,9898	STANDARD CHARTERED	-56,0864

APPENDIX C

This appendix presents the rankings obtained using the SIR-SAW method for the years 2018 to 2023.

	Anno 2018	Anno 2019	Anno 2020			
1	VALLOUREC	0,8291	NESTLE 'N'	0,8211	ORKLA	0,8306
2	ORKLA	0,8255	ORKLA	0,8208	NESTLE 'N'	0,8283
3	NESTLE 'N'	0,8207	ASSOCIATED BRIT.FOODS	0,8172	ASSOCIATED BRIT.FOODS	0,8153
4	ASSOCIATED BRIT.FOODS	0,8193	VALLOUREC	0,8164	DANONE	0,8148
5	DANONE	0,8096	DANONE	0,8157	BRITISH AMERICAN TOBACCO	0,8081
6	IMPERIAL BRANDS	0,8072	BARRY CALLEBAUT	0,8038	LOTUS BAKERIES	0,8042
7	LOTUS BAKERIES	0,8041	CHOC.LINDT &SPRUENGLI	0,7999	IMPERIAL BRANDS	0,8036
8	JDE PEET S	0,8039	IMPERIAL BRANDS	0,7990	CHOC.LINDT &SPRUENGLI	0,8024

9	BARRY CALLEBAUT	0,8036	LOTUS BAKERIES	0,7983	VALLOUREC	0,7985
10	BRITISH AMERICAN TOBACCO	0,7972	BRITISH AMERICAN TOBACCO	0,7977	ENAGAS	0,7938
11	TUI N	0,7954	TUI N	0,7948	CRANSWICK	0,7912
12	CHOC.LINDT &SPRUENGLI	0,7917	ENAGAS	0,7887	SNAM	0,7891
13	NORSK HYDRO	0,7883	WHITBREAD	0,7873	TUI N	0,7879
14	ACCOR	0,7881	ACCOR	0,7853	ACCOR	0,7843
15	WHITBREAD	0,7874	MARKS & SPENCER GROUP	0,7824	TECHNIP ENERGIES	0,7840
16	SODEXO	0,7847	NORSK HYDRO	0,7809	KERRY GROUP 'A'	0,7824
17	LAND SECURITIES GROUP	0,7820	LAND SECURITIES GROUP	0,7761	LAND SECURITIES GROUP	0,7815
18	MARKS & SPENCER GROUP	0,7783	TECHNIP ENERGIES	0,7717	BARRY CALLEBAUT	0,7805
19	TATE & LYLE	0,7765	KLEPIERRE REIT	0,7715	GREGGS	0,7794
20	SNAM	0,7762	GREGGS	0,7696	WHITBREAD	0,7788
21	KERRY GROUP 'A'	0,7728	SODEXO	0,7676	AAK	0,7774
22	GECINA	0,7727	GECINA	0,7666	TENARIS	0,7762
23	BRITISH LAND	0,7719	AAK	0,7665	BIG YELLOW GROUP	0,7754
24	MERCK KGAA	0,7714	TENARIS	0,7653	ICTL.HTLS.GP.	0,7737
25	DIAGEO	0,7711	SNAM	0,7642	AURUBIS	0,7708
26	TECHNIP ENERGIES	0,7708	AURUBIS	0,7639	MARKS & SPENCER GROUP	0,7704
27	AURUBIS	0,7696	BOLIDEN ORD SHS	0,7632	SALMAR	0,7677
28	ENAGAS	0,7686	ICTL.HTLS.GP.	0,7626	SUBSEA 7	0,7676
29	SSAB B	0,7672	ALLEGRO	0,7620	TATE & LYLE	0,7669
30	ROCHE HOLDING	0,7645	SUBSEA 7	0,7607	KGHM	0,7625
31	ASTRAZENECA	0,7640	BRITISH LAND	0,7607	BOLIDEN ORD SHS	0,7622
32	CARREFOUR	0,7640	CARREFOUR	0,7583	GECINA	0,7612
33	KLEPIERRE REIT	0,7636	ANGLO AMERICAN	0,7583	JERONIMO MARTINS	0,7604
34	NOVARTIS 'R'	0,7624	GLANBIA	0,7581	CARREFOUR	0,7596
35	UNIBAIL RODAMCO WE	0,7612	ROCHE HOLDING	0,7580	GLANBIA	0,7589
36	KESKO B	0,7603	KERRY GROUP 'A'	0,7558	BRITISH LAND	0,7575
37	PERNOD RICARD	0,7587	MERCK KGAA	0,7557	COVIVIO	0,7569
38	BIG YELLOW GROUP	0,7544	RIO TINTO	0,7550	SODEXO	0,7568
39	CRANSWICK	0,7544	SSAB B	0,7541	UNIBAIL RODAMCO WE	0,7567
40	JERONIMO MARTINS	0,7542	CRANSWICK	0,7535	ASTRAZENECA	0,7562
41	COVIVIO	0,7537	TATE & LYLE	0,7532	NORSK HYDRO	0,7551
42	LA FRANCAISE DES JEUX	0,7535	BIG YELLOW GROUP	0,7524	KLEPIERRE REIT	0,7550
43	ALLEGRO	0,7535	DIAGEO	0,7524	ROCHE HOLDING	0,7550
44	GLANBIA	0,7531	ASTRAZENECA	0,7519	BAKKAFROST	0,7543
45	TENARIS	0,7525	NOVARTIS 'R'	0,7518	VOESTALPINE	0,7526
46	COFINIMMO	0,7517	MOWI	0,7511	JDE PEET S	0,7518
47	HEINEKEN HOLDING	0,7501	KESKO B	0,7506	DIAGEO	0,7517
48	SANOFI	0,7495	VOESTALPINE	0,7499	COFINIMMO	0,7516
49	BAKKAFROST	0,7492	HEINEKEN HOLDING	0,7495	KESKO B	0,7498

50	ICTL.HTLS.GP.	0,7491	COFINIMMO	0,7493	PERNOD RICARD	0,7492
51	GLENCORE	0,7482	COVIVIO	0,7490	COCA COLA HBC	0,7478
52	COCA COLA HBC	0,7481	COCA COLA HBC	0,7483	ENTAIN	0,7478
53	SEGRO	0,7475	SEGRO	0,7468	SAIPEM	0,7473
54	KGHM	0,7471	PERNOD RICARD	0,7460	LA FRANCAISE DES JEUX	0,7461
55	WENDEL	0,7470	UNIBAIL RODAMCO WE	0,7439	MOWI	0,7410
56	NOVO NORDISK 'B'	0,7461	IPSEN	0,7432	HEINEKEN HOLDING	0,7403
57	FLSMIDTH AND B	0,7461	WENDEL	0,7431	AENA SME	0,7402
58	ANGLO AMERICAN	0,7444	AENA SME	0,7424	ANGLO AMERICAN	0,7401
59	BAYER	0,7444	LA FRANCAISE DES JEUX	0,7422	SANDVIK	0,7380
60	VOESTALPINE	0,7414	GLENCORE	0,7409	SANOFI	0,7378
61	SHAFTESBURY CAPITAL	0,7403	LONDONMETRIC PROPERTY	0,7373	SHAFTESBURY CAPITAL	0,7371
62	AAK	0,7399	SANOFI	0,7362	SSAB B	0,7369
63	HEINEKEN	0,7387	NOVO NORDISK 'B'	0,7357	NOVO NORDISK 'B'	0,7366
64	GREGGS	0,7375	HEINEKEN	0,7348	FLSMIDTH AND B	0,7363
65	RIO TINTO	0,7360	KGHM	0,7341	NOVARTIS 'R'	0,7358
66	IPSEN	0,7360	TESCO	0,7339	TESCO	0,7345
67	SANDVIK	0,7346	SHAFTESBURY CAPITAL	0,7334	IPSEN	0,7345
68	SALMAR	0,7329	JERONIMO MARTINS	0,7320	GTT	0,7329
69	SAIPEM	0,7324	FLSMIDTH AND B	0,7309	HEINEKEN	0,7322
70	UNITE GROUP	0,7318	SAIPEM	0,7306	UCB	0,7310
71	BOLIDEN ORD SHS	0,7318	BAKKAFROST	0,7287	MERCK KGAA	0,7291
72	SAINSBURY J	0,7310	DERWENT LONDON	0,7278	CARLSBERG B	0,7286
73	AXFOOD	0,7306	GTT	0,7247	SAINSBURY J	0,7281
74	ANHEUSER BUSCH INBEV	0,7286	JDE PEET S	0,7245	COMPASS GROUP	0,7280
75	MOWI	0,7265	BAYER	0,7223	SEGRO	0,7264
76	TESCO	0,7259	ANHEUSER BUSCH INBEV	0,7210	DERWENT LONDON	0,7245
77	ADP	0,7259	SAINSBURY J	0,7193	GLENCORE	0,7238
78	CARLSBERG B	0,7229	SANDVIK	0,7175	LONDONMETRIC PROPERTY	0,7214
79	COMPASS GROUP	0,7182	UCB	0,7172	WENDEL	0,7201
80	ARCELORMITTAL	0,7182	SALMAR	0,7155	GRIFOLS ORD CL A	0,7192
81	UCB	0,7177	CARLSBERG B	0,7149	ANHEUSER BUSCH INBEV	0,7164
82	LONDONMETRIC PROPERTY	0,7159	ADP	0,7141	ARCELORMITTAL	0,7142
83	FUGRO C	0,7113	FUGRO C	0,7082	UNITE GROUP	0,7127
84	AEDIFICA	0,7087	KONINKLIJKE AHOLD	0,7076	RIO TINTO	0,7117
85	GETLINK	0,7077	UNITE GROUP	0,7048	FUGRO C	0,7099
86	DAVIDE CAMPARI MILANO	0,7074	AXFOOD	0,7030	ADP	0,7093
87	SUBSEA 7	0,7059	EVOLUTION	0,7019	AXFOOD	0,7082
88	GTT	0,7058	COMPASS GROUP	0,7011	BAYER	0,7058
89	KONINKLIJKE AHOLD	0,7037	GETLINK	0,7011	KONINKLIJKE AHOLD	0,7004

90	AENA SME	0,6993	ORION B	0,7009	EUROFINS SCIEN.	0,7002
91	ORION B	0,6990	DAVIDE CAMPARI MILANO	0,6994	ORION B	0,6995
92	UNILEVER (UK)	0,6939	SANDOZ GROUP	0,6986	AEDIFICA	0,6994
93	KINGFISHER	0,6918	HALEON	0,6986	WAREHOUSES DE PAUW	0,6945
94	KERING	0,6917	ANTOFAGASTA	0,6981	SANDOZ GROUP	0,6936
95	SIG GROUP N	0,6917	ARCELORMITTAL	0,6977	HALEON	0,6936
96	MONDI	0,6898	AEDIFICA	0,6943	GETLINK	0,6934
97	LATOIR INVESTMENT B	0,6885	MONDI	0,6922	ALLEGRO	0,6907
98	DERWENT LONDON	0,6871	UNILEVER (UK)	0,6881	DAVIDE CAMPARI MILANO	0,6901
99	ANTOFAGASTA	0,6865	HENNES & MAURITZ B	0,6872	KERING	0,6891
100	HENNES & MAURITZ B	0,6860	KERING	0,6871	SIG GROUP N	0,6873
101	INDITEX	0,6858	STORA ENSO R	0,6864	MONDI	0,6825
102	STORA ENSO R	0,6834	EUROFINS SCIEN.	0,6844	ROYAL UNIBREW	0,6814
103	L'OREAL	0,6813	INDITEX	0,6842	STORA ENSO R	0,6813
104	MERLIN PROPERTIES REIT	0,6787	RECORDATI INDUA.CHIMICA	0,6836	HENNES & MAURITZ B	0,6799
105	GALENICA SANTE	0,6771	GRIFOLS ORD CL A	0,6813	INDITEX	0,6786
106	HALEON	0,6771	KINGFISHER	0,6776	L'OREAL	0,6762
107	SANDOZ GROUP	0,6771	ENTAIN	0,6768	DINO POLSKA SA	0,6727
108	GRIFOLS ORD CL A	0,6770	MERLIN PROPERTIES REIT	0,6763	RECORDATI INDUA.CHIMICA	0,6702
109	DINO POLSKA SA	0,6729	WAREHOUSES DE PAUW	0,6756	ANTOFAGASTA	0,6697
110	DEUTSCHE LUFTHANSA	0,6726	SIG GROUP N	0,6752	FRESENIUS MED.CARE	0,6696
111	FRESENIUS MED.CARE	0,6716	ROYAL UNIBREW	0,6736	OCADO GROUP	0,6687
112	EVOLUTION	0,6712	ACCIONA	0,6693	ACCIONA	0,6671
113	ROYAL UNIBREW	0,6698	OCADO GROUP	0,6690	UNILEVER (UK)	0,6655
114	ENTAIN	0,6633	GALENICA SANTE	0,6683	GBL NEW	0,6651
115	HIKMA PHARMACEUTICALS	0,6624	DINO POLSKA SA	0,6640	ALK ABELLO B	0,6650
116	FRESENIUS	0,6615	DEUTSCHE LUFTHANSA	0,6640	SAFESTORE HOLDINGS	0,6648
117	INTL.CON.S.AIRL.GP.	0,6607	HIKMA PHARMACEUTICALS	0,6618	EVOLUTION	0,6640
118	LONZA GROUP	0,6607	FRESENIUS MED.CARE	0,6610	KINGFISHER	0,6624
119	FLUGHAFEN ZURICH	0,6598	L'OREAL	0,6597	DEUTSCHE LUFTHANSA	0,6617
120	RECORDATI INDUA.CHIMICA	0,6585	LONZA GROUP	0,6585	GALENICA SANTE	0,6604
121	RECKITT BENCKISER GROUP	0,6577	FRESENIUS	0,6546	MERLIN PROPERTIES REIT	0,6591
122	OCADO GROUP	0,6564	FLUGHAFEN ZURICH	0,6544	CASTELLUM	0,6589
123	OERSTED	0,6560	A2A	0,6536	RECKITT BENCKISER GROUP	0,6583
124	ACCIONA	0,6559	LUNDBERGFÖRETAGEN B	0,6526	A2A	0,6571
125	VERALLIA	0,6516	SAFESTORE HOLDINGS	0,6522	VERALLIA	0,6570
126	VIDRALA	0,6515	ALK ABELLO B	0,6500	HUHTAMAKI	0,6536
127	PEARSON	0,6506	VIDRALA	0,6493	VIDRALA	0,6486
128	B&M EUROPEAN VAL.RET.	0,6489	RECKITT BENCKISER GROUP	0,6493	FLUGHAFEN ZURICH	0,6469
129	A2A	0,6466	VERALLIA	0,6491	FRESENIUS	0,6466

130	SAFESTORE HOLDINGS	0,6451	B&M EUROPEAN VAL.RET.	0,6489	NEXT	0,6466
131	SIEGFRIED 'R'	0,6437	SMITH (DS)	0,6482	INTL.CON.S.AIRL.GP.	0,6452
132	REDEIA CORPORACION	0,6429	NEXT	0,6481	SIEGFRIED 'R'	0,6441
133	VERBUND	0,6428	SWEDISH ORPHAN BIOVITRUM	0,6469	LATOUR INVESTMENT B	0,6439
134	NEOEN	0,6423	INTL.CON.S.AIRL.GP.	0,6464	PEARSON	0,6435
135	TERNA RETE ELETTRICA NAZ	0,6366	SIEGFRIED 'R'	0,6436	HIKMA PHARMACEUTICALS	0,6431
136	NEXT	0,6362	OERSTED	0,6424	LUNDBERGFÖRETAGEN B	0,6421
137	LUNDBERGFÖRETAGEN B	0,6355	HUHTAMAKI	0,6412	VERBUND	0,6416
138	BURBERRY GROUP	0,6352	PEARSON	0,6411	EDP ENERGIAS DE PORTUGAL	0,6402
139	EUROFINS SCIEN.	0,6316	DRAX GROUP	0,6398	BEIERSDORF	0,6401
140	ENDESA	0,6279	REDEIA CORPORACION	0,6387	B&M EUROPEAN VAL.RET.	0,6398
141	HUHTAMAKI	0,6279	VERBUND	0,6374	D IETEREN GROUP	0,6398
142	WAREHOUSES DE PAUW	0,6277	BURBERRY GROUP	0,6343	SMITH (DS)	0,6380
143	SMITH (DS)	0,6274	VONOVIA	0,6339	TRITAX BIG BOX REIT	0,6365
144	SVENSKA CELLULOSA	0,6252	LPP	0,6331	LONZA GROUP	0,6352
145	EDP ENERGIAS DE PORTUGAL	0,6252	LATOUR INVESTMENT B	0,6306	REDEIA CORPORACION	0,6349
146	IBERDROLA	0,6248	SWISS PRIME SITE	0,6269	BURBERRY GROUP	0,6341
147	ELIA GROUP	0,6225	INVESTOR B	0,6264	SWISS PRIME SITE	0,6325
148	WPP	0,6217	HOCHTIEF	0,6256	DRAX GROUP	0,6318
149	SWEDISH ORPHAN BIOVITRUM	0,6209	ESSITY B	0,6236	INVESTOR B	0,6316
150	BOLLORE	0,6197	GBL NEW	0,6235	ELIA GROUP	0,6313
151	DRAX GROUP	0,6188	PHILIPS ELTN.KONINKLIJKE	0,6224	TRAVIS PERKINS	0,6289
152	FASTIGHETS BALDER B	0,6185	ENDESA	0,6224	LPP	0,6263
153	VONOVIA	0,6176	TELEFONICA	0,6220	FASTIGHETS BALDER B	0,6223
154	DEUTSCHE TELEKOM	0,6175	IBERDROLA	0,6217	ENDESA	0,6213
155	TRAVIS PERKINS	0,6169	EDP ENERGIAS DE PORTUGAL	0,6200	HOCHTIEF	0,6198
156	EIFFAGE	0,6168	UNIVERSAL MUSIC GROUP	0,6179	IBERDROLA	0,6197
157	FORTUM	0,6152	TAG IMMOBILIEN	0,6169	TAG IMMOBILIEN	0,6189
158	SAGAX B	0,6149	EIFFAGE	0,6163	PHILIPS ELTN.KONINKLIJKE	0,6166
159	SSE	0,6125	D IETEREN GROUP	0,6158	EIFFAGE	0,6148
160	ESSITY B	0,6120	ELIA GROUP	0,6148	OERSTED	0,6127
161	ALKABELLO B	0,6120	FASTIGHETS BALDER B	0,6141	PUBLICIS GROUPE	0,6122
162	PUBLICIS GROUPE	0,6118	UPM KYMMENE	0,6139	SWEDISH ORPHAN BIOVITRUM	0,6121
163	TRITAX BIG BOX REIT	0,6113	TRITAX BIG BOX REIT	0,6124	TELEFONICA	0,6119
164	PHILIPS ELTN.KONINKLIJKE	0,6110	TRAVIS PERKINS	0,6096	WALLENSTAM B	0,6115
165	HOCHTIEF	0,6100	WPP	0,6090	EDP RENOVAVEIS	0,6100
166	HEIDELBERG MATERIALS	0,6095	FORTUM	0,6069	UPM KYMMENE	0,6064
167	WIHLBORGS FASTIGHETER	0,6094	WALLENSTAM B	0,6050	BOLLORE	0,6051
168	BAVARIAN NORDIC	0,6085	DEUTSCHE TELEKOM	0,6040	SSE	0,6044

169	EDP RENOVAVEIS	0,6081	BAVARIAN NORDIC	0,6034	VISCOFAN	0,6037
170	WIENERBERGER	0,6079	UNITED UTILITIES GROUP	0,6026	WPP	0,6017
171	INDUSTRIVARDEN C	0,6073	SWISSCOM 'R'	0,6023	KINNEVIK B	0,6017
172	TELEFONICA	0,6070	VINCI	0,6020	HERA	0,6012
173	UPM KYMMENE	0,6058	VIVENDI	0,6014	VINCI	0,6010
174	UNIVERSAL MUSIC GROUP	0,6048	SKANSKA B	0,5998	ESSITY B	0,5995
175	GBL NEW	0,6044	JD SPORTS FASHION	0,5996	QIAGEN	0,5989
176	TAG IMMOBILIEN	0,6019	ORANGE	0,5995	VIVENDI	0,5986
177	ORANGE	0,6012	WIENERBERGER	0,5992	UNITED UTILITIES GROUP	0,5972
178	CASTELLUM	0,6008	ROCKWOOL B	0,5989	VODAFONE GROUP	0,5959
179	SKANSKA B	0,5993	TERNA RETE ELETTRICA NAZ	0,5984	RYANAIR HOLDINGS	0,5938
180	WALLENSTAM B	0,5979	PUBLICIS GROUPE	0,5975	DEUTSCHE TELEKOM	0,5931
181	SWISS PRIME SITE	0,5977	CASTELLUM	0,5959	ORANGE	0,5927
182	INVESTOR B	0,5975	INDUSTRIVARDEN C	0,5958	LEG IMMOBILIEN	0,5921
183	SWISSCOM 'R'	0,5970	HEIDELBERG MATERIALS	0,5948	HEIDELBERG MATERIALS	0,5917
184	QIAGEN	0,5938	BEIERSDORF	0,5947	ENEL	0,5911
185	VINCI	0,5936	EDP RENOVAVEIS	0,5921	AVOLTA AG	0,5901
186	LEG IMMOBILIEN	0,5930	BOUYGUES	0,5916	JD SPORTS FASHION	0,5897
187	BOUYGUES	0,5924	SSE	0,5914	SKANSKA B	0,5895
188	INFRASTRUTTURE WIRELESS	0,5911	AIRBUS	0,5908	SWISSCOM 'R'	0,5893
189	AVOLTA AG	0,5907	HERA	0,5893	VONOVIA	0,5892
190	VISCOFAN	0,5890	QIAGEN	0,5883	KPN KON	0,5864
191	BALFOUR BEATTY	0,5883	AVOLTA AG	0,5868	EASYJET	0,5863
192	DIETTEREN GROUP	0,5881	VEOLIA ENVIRON	0,5868	SVENSKA CELLULOSA	0,5863
193	VIVENDI	0,5874	EASYJET	0,5848	BOUYGUES	0,5862
194	RYANAIR HOLDINGS	0,5871	INFRASTRUTTURE WIRELESS	0,5836	AIRBUS	0,5854
195	LPP	0,5860	POSTE ITALIANE	0,5835	INDUSTRIVARDEN C	0,5851
196	NATIONAL GRID	0,5860	BALFOUR BEATTY	0,5835	TERNA RETE ELETTRICA NAZ	0,5842
197	JD SPORTS FASHION	0,5859	RYANAIR HOLDINGS	0,5833	BAVARIAN NORDIC	0,5835
198	MTU AERO ENGINES HLDG.	0,5858	TELECOM ITALIA	0,5826	GENMAB	0,5829
199	E ON N	0,5851	WIHLBORGS FASTIGHETER	0,5808	WIENERBERGER	0,5816
200	BEIERSDORF	0,5844	ROLLS ROYCE HOLDINGS	0,5806	VEOLIA ENVIRON	0,5813
201	POSTE ITALIANE	0,5840	SVENSKA CELLULOSA	0,5804	ROCKWOOL B	0,5809
202	SIEMENS HEALTHINEERS	0,5837	LEG IMMOBILIEN	0,5800	SAGAX B	0,5808
203	VEOLIA ENVIRON	0,5821	VISCOFAN	0,5795	INTERNATIONAL	0,5804
204	VODAFONE GROUP	0,5819	NATIONAL GRID	0,5792	TELECOM ITALIA	0,5800
205	LEONARDO	0,5815	SIEMENS HEALTHINEERS	0,5781	FORTUM	0,5797
206	HOLMEN B	0,5815	E ON N	0,5763	SIEMENS HEALTHINEERS	0,5762
207	UNITED UTILITIES GROUP	0,5808	FERROVIAL	0,5755	POSTE ITALIANE	0,5761

208	HERA	0,5788	LEONARDO	0,5751	BT GROUP	0,5756
209	AIRBUS	0,5786	BT GROUP	0,5738	ROLLS ROYCE HOLDINGS	0,5748
210	ROCKWOOL B	0,5776	INTERNATIONAL	0,5734	ALLREAL HOLDING	0,5727
211	TELECOM ITALIA	0,5771	VODAFONE GROUP	0,5734	TELE2 B	0,5720
212	KPN KON	0,5766	SPIE	0,5708	BALFOUR BEATTY	0,5718
213	EASYJET	0,5755	ACS ACTIV.CONSTR.Y SERV.	0,5706	DASSAULT AVIATION	0,5709
214	ENGIE	0,5747	TELIA COMPANY	0,5698	FERROVIAL	0,5700
215	SEVERN TRENT	0,5741	MTU AERO ENGINES HLDG.	0,5697	LEONARDO	0,5699
216	SPIE	0,5738	ARKEMA	0,5694	DEUTSCHE POST	0,5681
217	BT GROUP	0,5723	THALES	0,5691	SEVERN TRENT	0,5662
218	FERROVIAL	0,5717	ELIS	0,5671	ACS ACTIV.CONSTR.Y SERV.	0,5651
219	ELIS	0,5698	CENTRICA	0,5660	ENGIE	0,5645
220	ARKEMA	0,5698	BOLLORE	0,5650	SPIE	0,5637
221	ROLLS ROYCE HOLDINGS	0,5683	DASSAULT AVIATION	0,5649	HOLMEN B	0,5621
222	CENTRICA	0,5661	ENGIE	0,5644	PSP SWISS PROPERTY AG	0,5616
223	GLAXOSMITHKLINE	0,5660	ENEL	0,5639	HOLCIM	0,5611
224	KUEHNE UND NAGEL	0,5656	SEVERN TRENT	0,5611	ELIS	0,5595
225	SGS 'N'	0,5652	ALLREAL HOLDING	0,5604	E ON N	0,5592
226	DEUTSCHE POST	0,5631	DEUTSCHE POST	0,5597	AKZO NOBEL	0,5591
227	SAAB B	0,5630	KPN KON	0,5590	VESTAS WINDSYSTEMS	0,5569
228	KINNEVIK B	0,5630	KUEHNE UND NAGEL	0,5575	KUEHNE UND NAGEL	0,5565
229	IPSOS	0,5625	WORLDLINE	0,5572	SIEMENS ENERGY N	0,5565
230	SOFINA	0,5624	GENMAB	0,5571	BAE SYSTEMS	0,5551
231	GIVAUDAN 'N'	0,5620	HOLCIM	0,5567	IPSOS	0,5547
232	BIOMERIEUX	0,5618	SAAB B	0,5555	CENTRICA	0,5542
233	TELIA COMPANY	0,5610	SGS 'N'	0,5553	GLAXOSMITHKLINE	0,5539
234	HOLCIM	0,5605	KINNEVIK B	0,5542	ARCADIS	0,5535
235	INTERNATIONAL	0,5604	IPSOS	0,5531	WIHLBORGS FASTIGHETER	0,5532
236	ITV	0,5602	GIVAUDAN 'N'	0,5518	ARKEMA	0,5521
237	AKZO NOBEL	0,5591	A P MOLLER MAERSK B	0,5516	CRODA INTERNATIONAL	0,5496
238	THALES	0,5558	HOLMEN B	0,5506	TELIA COMPANY	0,5495
239	ELISA	0,5553	TELE2 B	0,5503	BIOMERIEUX	0,5489
240	DASSAULT AVIATION	0,5545	SAGAX B	0,5498	MTU AERO ENGINES HLDG.	0,5488
241	ENEL	0,5545	ACKERMANS & VAN HAAREN	0,5494	NOVOZYMES B	0,5483
242	ACS ACTIV.CONSTR.Y SERV.	0,5542	NEOEN	0,5493	UMICORE	0,5476
243	TELENOR	0,5542	NOVOZYMES B	0,5489	THALES	0,5474
244	CLARIANT	0,5536	AKZO NOBEL	0,5484	SOFINA	0,5470
245	MILLICOM INTL.CELU. SDR	0,5506	ELISA	0,5479	NEOEN	0,5467
246	TOTALENERGIES	0,5492	SOFINA	0,5459	ITV	0,5466
247	BUZZI	0,5465	LVMH	0,5459	WORLDLINE	0,5459

248	PSP SWISS PROPERTY AG	0,5463	BIOMERIEUX	0,5452	LVMH	0,5457
249	BAE SYSTEMS	0,5462	PSP SWISS PROPERTY AG	0,5449	RS GROUP	0,5452
250	WACKER CHEMIE	0,5461	UMICORE	0,5443	HENKEL PREFERENCE	0,5448
251	EQUINOR	0,5446	MILLICOM INTL.CELU. SDR	0,5441	RWE	0,5436
252	SPECTRIS	0,5425	CRODA INTERNATIONAL	0,5434	DSV	0,5435
253	NATURGY ENERGY	0,5424	BAE SYSTEMS	0,5431	RHEINMETALL	0,5430
254	WORLDLINE	0,5410	RS GROUP	0,5426	GALP ENERGIA SGPS B	0,5419
255	A P MOLLER MAERSK B	0,5394	INPOST	0,5421	TELENOR	0,5418
256	ESSILORLUXOTTICA	0,5383	VESTAS WINDSYSTEMS	0,5409	INFRASTRUTTURE WIRELESS	0,5415
257	GENMAB	0,5381	RHEINMETALL	0,5401	NESTE	0,5402
258	GALP ENERGIA SGPS B	0,5379	TOTALENERGIES	0,5399	GIVAUDAN 'N'	0,5398
259	RS GROUP	0,5375	CLARIANT	0,5395	NATIONAL GRID	0,5398
260	ACKERMANS & VAN HAAREN	0,5371	WACKER CHEMIE	0,5393	SAAB B	0,5386
261	OMV	0,5359	SWECO B	0,5373	ELISA	0,5384
262	ISS	0,5355	INTERTEK GROUP	0,5360	WACKER CHEMIE	0,5368
263	SIEMENS ENERGY N	0,5346	TELENOR	0,5347	CLARIANT	0,5358
264	UMICORE	0,5340	BUZZI	0,5345	OMV	0,5355
265	VESTAS WINDSYSTEMS	0,5339	ARCADIS	0,5342	ACKERMANS & VAN HAAREN	0,5341
266	CRODA INTERNATIONAL	0,5339	OMV	0,5326	TOTALENERGIES	0,5328
267	SWECO B	0,5333	NATURGY ENERGY	0,5315	GETINGE B	0,5316
268	ELEKTA B	0,5323	SIEMENS ENERGY N	0,5309	SGS 'N'	0,5307
269	SAFRAN	0,5312	ESSILORLUXOTTICA	0,5304	NATURGY ENERGY	0,5298
270	NESTE	0,5301	ITV	0,5299	GERRESHEIMER	0,5293
271	ENI	0,5300	EVONIK INDUSTRIES	0,5297	SWECO B	0,5281
272	INPOST	0,5293	ELEKTA B	0,5296	BUZZI	0,5274
273	LVMH	0,5278	L AIR LQE.SC.ANYME. POUR	0,5293	ADIDAS	0,5273
274	NOVOZYMES B	0,5276	CARL ZEISS MEDITEC	0,5289	QINETIQ GROUP	0,5250
275	ADIDAS	0,5273	GLAXOSMITHKLINE	0,5278	MILLICOM INTL.CELU. SDR	0,5248
276	TELEPERFORMANCE	0,5259	GALP ENERGIA SGPS B	0,5273	ELEKTA B	0,5238
277	RHEINMETALL	0,5254	SIKA	0,5270	INFORMA	0,5233
278	ALLREAL HOLDING	0,5245	WISE A	0,5245	BASF	0,5232
279	GERRESHEIMER	0,5242	NESTE	0,5244	COLOPLAST B	0,5224
280	EVONIK INDUSTRIES	0,5238	NEXI	0,5234	EVONIK INDUSTRIES	0,5223
281	ORLEN	0,5232	ENI	0,5223	WISE A	0,5217
282	SIKA	0,5231	COLOPLAST B	0,5218	BACHEM HOLDING	0,5213
283	LANXESS	0,5223	ADIDAS	0,5209	HEXAGON B	0,5211
284	WISE A	0,5210	SAFRAN	0,5206	ENI	0,5207
285	COVESTRO	0,5200	BASF	0,5199	BUREAU VERITAS	0,5203
286	SARTORIUS SHS.PREF.	0,5198	GETINGE B	0,5194	STMICROELECTRONICS	0,5195
287	SMITH & NEPHEW	0,5196	STMICROELECTRONICS	0,5187	REPSOL YPF	0,5192

288	DSV	0,5195	SPECTRIS	0,5184	ALLFUNDS GROUP	0,5188
289	STMICROELECTRONICS	0,5194	DSV	0,5170	CARL ZEISS MEDITEC	0,5187
290	PENNON GROUP	0,5190	QINETIQ GROUP	0,5158	SAFRAN	0,5178
291	COLOPLAST B	0,5177	RWE	0,5147	EQUINOR	0,5176
292	RWE	0,5174	DKSH HOLDING	0,5145	KEMIRA	0,5176
293	CARL ZEISS MEDITEC	0,5167	LANXESS	0,5142	HERMES INTL.	0,5175
294	HENKEL PREFERENCE	0,5163	HALMA	0,5141	ITALGAS	0,5175
295	ALLFUNDS GROUP	0,5158	ALLFUNDS GROUP	0,5129	EDENRED	0,5174
296	REPSOL YPF	0,5157	EDENRED	0,5125	ESSILORLUXOTTICA	0,5167
297	SARTORIUS STEDIM BIOTECH	0,5153	SONOVA N	0,5123	HEXPOL B	0,5166
298	INTERTEK GROUP	0,5152	SMITH & NEPHEW	0,5120	RUBIS	0,5160
299	L AIR LQE.SC.ANYME. POUR	0,5151	HEXAGON B	0,5120	INPOST	0,5145
300	KEMIRA	0,5149	GERRESHEIMER	0,5113	INTERTEK GROUP	0,5139
301	SES FDR (LUX)	0,5148	ISS	0,5110	SIKA	0,5127
302	BUREAU VERITAS	0,5145	CELLNEX TELECOM	0,5110	EXPERIAN	0,5121
303	BASF	0,5100	BUREAU VERITAS	0,5105	ISS	0,5119
304	MELROSE INDUSTRIES	0,5098	ORLEN	0,5102	ORLEN	0,5115
305	HEXPOL B	0,5090	KEMIRA	0,5101	A P MOLLER MAERSK B	0,5114
306	BKW	0,5079	PENNON GROUP	0,5101	DKSH HOLDING	0,5106
307	BP	0,5077	EQUINOR	0,5090	SONOVA N	0,5105
308	QINETIQ GROUP	0,5073	SARTORIUS STEDIM BIOTECH	0,5089	FREENET	0,5101
309	RENTOKIL INITIAL	0,5056	COVESTRO	0,5084	BKW	0,5095
310	BMW	0,5046	REPSOL YPF	0,5082	RENTOKIL INITIAL	0,5091
311	GETINGE B	0,5043	HENKEL PREFERENCE	0,5072	L AIR LQE.SC.ANYME. POUR	0,5086
312	WOLTERS KLUWER	0,5039	FREENET	0,5069	COVESTRO	0,5077
313	RUBIS	0,5025	SES FDR (LUX)	0,5069	LANXESS	0,5075
314	RENAULT	0,5024	RUBIS	0,5066	YARA INTERNATIONAL	0,5066
315	EDENRED	0,5020	INFORMA	0,5066	SMITH & NEPHEW	0,5060
316	ZEALAND PHARMA	0,5003	SARTORIUS SHS.PREF.	0,5060	NEXI	0,5060
317	TELE2 B	0,4987	TELEPERFORMANCE	0,5042	SYMRISE	0,5059
318	ASML HOLDING	0,4985	WOLTERS KLUWER	0,5030	WOLTERS KLUWER	0,5054
319	CELLNEX TELECOM	0,4976	BKW	0,5024	SPECTRIS	0,5047
320	ARCADIS	0,4958	ZEALAND PHARMA	0,5016	SARTORIUS SHS.PREF.	0,5046
321	HALMA	0,4957	HEXPOL B	0,5008	SHELL	0,5028
322	VOLKSWAGEN PREF.	0,4924	BMW	0,4987	SES FDR (LUX)	0,5020
323	SONOVA N	0,4920	MERCEDES BENZ GROUP N	0,4986	KONGSBERG GRUPPEN	0,5018
324	FREENET	0,4893	RENTOKIL INITIAL	0,4969	TELEPERFORMANCE	0,5009
325	CHRISTIAN DIOR	0,4890	YARA INTERNATIONAL	0,4965	PENNON GROUP	0,5003
326	HEXAGON B	0,4855	BP	0,4949	UNIVERSAL MUSIC GROUP	0,4998
327	K S N	0,4854	ASML HOLDING	0,4946	BP	0,4989
328	PUMA	0,4853	BOSS (HUGO)	0,4946	STRAUMANN HLDG.	0,4984

329	SHELL	0,4843	KONGSBERG GRUPPEN	0,4945	ZEALAND PHARMA	0,4982
330	YARA INTERNATIONAL	0,4841	CHRISTIAN DIOR	0,4941	HALMA	0,4958
331	EXPERIAN	0,4831	SHELL	0,4930	BMW	0,4953
332	MICHELIN	0,4829	PUMA	0,4922	PUMA	0,4914
333	NEXI	0,4825	RENAULT	0,4914	AKER BP	0,4911
334	ELECTROLUX B	0,4824	MICHELIN	0,4902	CHRISTIAN DIOR	0,4897
335	BACHEM HOLDING	0,4824	RICHEMONT N	0,4887	SIGNIFY	0,4893
336	SAINT GOBAIN	0,4818	SAINT GOBAIN	0,4879	DEMANT	0,4890
337	BOSS (HUGO)	0,4802	EXPERIAN	0,4840	BOSS (HUGO)	0,4882
338	THE SWATCH GROUP	0,4801	BRENNTAG	0,4824	RENAULT	0,4881
339	DIASORIN	0,4801	VOLKSWAGEN PREF.	0,4823	ADECCO GROUP	0,4878
340	INFORMA	0,4797	ITALGAS	0,4814	RICHEMONT N	0,4848
341	STELLANTIS	0,4796	DEMANT	0,4812	JOHNSON MATTHEY	0,4842
342	DEMANT	0,4794	CONVATEC GROUP	0,4812	ASML HOLDING	0,4829
343	MONCLER	0,4793	STELLANTIS	0,4812	MERCEDES BENZ GROUP N	0,4818
344	PKO BANK	0,4790	ADECCO GROUP	0,4810	MONCLER	0,4801
345	ADECCO GROUP	0,4787	SEB	0,4799	MICHELIN	0,4800
346	SYMRISE	0,4780	BACHEM HOLDING	0,4791	CONVATEC GROUP	0,4798
347	IMCD GROUP	0,4771	SIGNIFY	0,4777	SOITEC	0,4796
348	AKER BP	0,4768	MONCLER	0,4762	CELLNEX TELECOM	0,4790
349	KONGSBERG GRUPPEN	0,4766	ALCON (SWX)	0,4762	SAINT GOBAIN	0,4776
350	HERMES INTL.	0,4763	SYMRISE	0,4760	SARTORIUS STEDIM BIOTECH	0,4775
351	CONVATEC GROUP	0,4761	AKER BP	0,4749	RANDSTAD	0,4764
352	VALEO	0,4746	AMBU B	0,4731	LAGERCRANTZ GROUP B	0,4760
353	RICHEMONT N	0,4725	STRAUMANN HLDG.	0,4730	DSM FIRMENICH	0,4760
354	STRAUMANN HLDG.	0,4723	K S N	0,4727	COMET HOLDINGS 'R'	0,4752
355	MERCEDES BENZ GROUP N	0,4715	DSM FIRMENICH	0,4725	IMCD GROUP	0,4747
356	RANDSTAD	0,4701	LAGERCRANTZ GROUP B	0,4724	VOLKSWAGEN PREF.	0,4742
357	JOHNSON MATTHEY	0,4694	SERCO GROUP	0,4719	AIXTRON	0,4717
358	DSM FIRMENICH	0,4688	SOITEC	0,4717	MYCRONIC	0,4715
359	LAGERCRANTZ GROUP B	0,4687	IMCD GROUP	0,4712	ELECTROLUX B	0,4709
360	HUSQVARNA B	0,4665	DIASORIN	0,4709	SEB	0,4704
361	SERCO GROUP	0,4648	ELECTROLUX B	0,4706	VALEO	0,4697
362	HAYS	0,4638	PKO BANK	0,4706	ALCON (SWX)	0,4693
363	BRENNTAG	0,4631	CONTINENTAL	0,4698	PKO BANK	0,4687
364	CONTINENTAL	0,4628	JOHNSON MATTHEY	0,4698	CONTINENTAL	0,4672
365	ASHTREAD GROUP	0,4613	AMPLIFON	0,4692	SERCO GROUP	0,4657
366	COMET HOLDINGS 'R'	0,4609	RANDSTAD	0,4690	STELLANTIS	0,4656
367	SEB	0,4606	HAYS	0,4672	PANDORA	0,4655
368	SIGNIFY	0,4568	COMET HOLDINGS 'R'	0,4632	HUSQVARNA B	0,4640
369	DKSH HOLDING	0,4547	HERMES INTL.	0,4610	SECTRA B	0,4622

370	AMBU B	0,4546	ASHTEAD GROUP	0,4610	THE SWATCH GROUP	0,4605
371	GEBERIT 'R'	0,4542	VALEO	0,4592	FUCHS PREF.	0,4603
372	SECTRA B	0,4534	PANDORA	0,4580	K S N	0,4593
373	EMS CHEMIE 'N'	0,4521	THE SWATCH GROUP	0,4577	GEBERIT 'R'	0,4587
374	ARGENX	0,4511	HUSQVARNA B	0,4574	EMS CHEMIE 'N'	0,4571
375	SOITEC	0,4506	MYCRONIC	0,4557	AMPLIFON	0,4570
376	ITALGAS	0,4496	SECTRA B	0,4531	ASHTEAD GROUP	0,4544
377	LEGRAND	0,4479	MELROSE INDUSTRIES	0,4512	ADYEN	0,4534
378	ASSA ABLOY B	0,4478	GEBERIT 'R'	0,4511	BRENNTAG	0,4528
379	ALCON (SWX)	0,4477	ASSA ABLOY B	0,4498	ASSA ABLOY B	0,4526
380	PANDORA	0,4469	EMS CHEMIE 'N'	0,4486	DIASORIN	0,4520
381	FUCHS PREF.	0,4467	SECURITAS B	0,4460	KINGSPAN GROUP	0,4514
382	FORTNOX AB	0,4446	LEGRAND	0,4456	SCHNEIDER ELECTRIC	0,4502
383	PERSIMMON	0,4401	ARGENX	0,4414	MELROSE INDUSTRIES	0,4492
384	KINGSPAN GROUP	0,4394	FORTNOX AB	0,4405	AMBU B	0,4492
385	MYCRONIC	0,4353	BE SEMICONDUCTOR	0,4402	SMITHS GROUP	0,4482
386	SIEMENS	0,4340	SMITHS GROUP	0,4394	BE SEMICONDUCTOR	0,4447
387	INFINEON TECHNOLOGIES	0,4330	ADYEN	0,4365	HAYS	0,4445
388	AMPLIFON	0,4306	FUCHS PREF.	0,4363	FORTNOX AB	0,4433
389	BE SEMICONDUCTOR	0,4298	INFINEON TECHNOLOGIES	0,4362	INFINEON TECHNOLOGIES	0,4430
390	SAP	0,4291	SIEMENS	0,4341	ARGENX	0,4404
391	BERKELEY GROUP HOLDINGS	0,4279	SAP	0,4318	SIEMENS	0,4367
392	SMITHS GROUP	0,4278	PERSIMMON	0,4300	SECURITAS B	0,4359
393	ABB LTD N	0,4273	BRUNELLO CUCINELLI	0,4283	ASM INTERNATIONAL	0,4305
394	BELLWAY	0,4265	VOLVO CAR B	0,4266	PERSIMMON	0,4277
395	TAYLOR WIMPEY	0,4260	ASM INTERNATIONAL	0,4248	LEGRAND	0,4266
396	VOLVO CAR B	0,4258	SCHNEIDER ELECTRIC	0,4240	VOLVO CAR B	0,4225
397	ERICSSON B	0,4246	BELLWAY	0,4225	BRUNELLO CUCINELLI	0,4194
398	RELX	0,4213	BERKELEY GROUP HOLDINGS	0,4212	SAP	0,4184
399	ASM INTERNATIONAL	0,4190	HOWDEN JOINERY GP.	0,4205	THULE GROUP	0,4179
400	OCI	0,4177	KINGSPAN GROUP	0,4187	BELLWAY	0,4178
401	ADYEN	0,4173	AIXTRON	0,4181	BERKELEY GROUP HOLDINGS	0,4174
402	BRUNELLO CUCINELLI	0,4157	NOKIA	0,4168	NOKIA	0,4139
403	ALSTOM	0,4146	OCI	0,4164	RELX	0,4136
404	AIXTRON	0,4124	ZALANDO	0,4155	RATIONAL	0,4124
405	HOWDEN JOINERY GP.	0,4122	THULE GROUP	0,4148	ZALANDO	0,4098
406	LIFCO B	0,4117	ERICSSON B	0,4139	HOWDEN JOINERY GP.	0,4068
407	THULE GROUP	0,4109	TAYLOR WIMPEY	0,4124	OCI	0,4059
408	ZALANDO	0,4109	RELX	0,4106	VOLVO B	0,4058
409	SECURITAS B	0,4095	ALSTOM	0,4066	ALTEN	0,4015
410	ATLAS COPCO A	0,4082	RATIONAL	0,4065	DCC	0,4008

411	SCHNEIDER ELECTRIC	0,4055	ABB LTD N	0,4041	ALSTOM	0,4000
412	SOPRA STERIA GROUP	0,4028	SOPRA STERIA GROUP	0,3974	TAYLOR WIMPEY	0,3978
413	NOKIA	0,4018	WARTSILA	0,3965	CAPGEMINI	0,3961
414	VOLVO B	0,4015	FERRARI	0,3949	FERRARI	0,3947
415	BARRATT REDROW	0,4013	ATLAS COPCO A	0,3937	ERICSSON B	0,3935
416	TIETOEVRVY	0,3990	ALTEN	0,3930	WARTSILA	0,3931
417	DCC	0,3982	VOLVO B	0,3904	VISTRY GROUP	0,3896
418	RATIONAL	0,3954	NEXANS	0,3898	GEORG FISCHER	0,3896
419	SKF B	0,3945	DCC	0,3896	ATLAS COPCO A	0,3884
420	ALFA LAVAL	0,3917	ALFA LAVAL	0,3885	TIETOEVRVY	0,3880
421	VISTRY GROUP	0,3867	TIETOEVRVY	0,3877	SOPRA STERIA GROUP	0,3875
422	GEORG FISCHER	0,3846	DASSAULT SYSTEMES	0,3857	BARRATT REDROW	0,3863
423	NEXANS	0,3842	BARRATT REDROW	0,3850	ABB LTD N	0,3837
424	ALTEN	0,3803	SKF B	0,3844	EPIROC A	0,3790
425	CAPGEMINI	0,3801	VISTRY GROUP	0,3814	ALFA LAVAL	0,3781
426	DASSAULT SYSTEMES	0,3794	CAPGEMINI	0,3795	KONE B	0,3781
427	KONE B	0,3792	GEORG FISCHER	0,3786	REXEL	0,3762
428	FERRARI	0,3752	KONE B	0,3752	DASSAULT SYSTEMES	0,3741
429	WARTSILA	0,3705	EPIROC A	0,3732	NEXANS	0,3733
430	TRELLEBORG B	0,3682	NIBE INDUSTRIER	0,3677	NIBE INDUSTRIER	0,3712
431	EPIROC A	0,3637	KNORR BREMSE	0,3660	KNORR BREMSE	0,3675
432	INCHCAPE	0,3610	AMADEUS IT GROUP	0,3600	SKF B	0,3653
433	HEMNET GROUP	0,3588	GRAFTON GROUP	0,3594	GRAFTON GROUP	0,3642
434	PROSUS N	0,3587	PROSUS N	0,3558	INCHCAPE	0,3628
435	NIBE INDUSTRIER	0,3582	HEMNET GROUP	0,3554	LIFCO B	0,3610
436	GRAFTON GROUP	0,3559	INCHCAPE	0,3544	AMADEUS IT GROUP	0,3607
437	REXEL	0,3559	REXEL	0,3532	TRELLEBORG B	0,3600
438	KNORR BREMSE	0,3553	LIFCO B	0,3531	REPLY	0,3574
439	UBS GROUP	0,3536	UBS GROUP	0,3522	IMI	0,3557
440	AMADEUS IT GROUP	0,3499	IMI	0,3519	RIGHTMOVE	0,3502
441	KONECRANES	0,3491	SCOUT24	0,3494	TEMENOS N	0,3493
442	TEMENOS N	0,3470	TRELLEBORG B	0,3482	SCOUT24	0,3474
443	BUCHER INDUSTRIES	0,3426	TEMENOS N	0,3457	SOFTCAT	0,3456
444	CARGOTEC B	0,3415	PRYSMIAN	0,3449	STOREBRAND	0,3454
445	SCHINDLER 'P'	0,3415	ANDRITZ	0,3438	AALBERTS	0,3436
446	SCOUT24	0,3384	BUCHER INDUSTRIES	0,3429	NKT	0,3427
447	IMI	0,3381	CARGOTEC B	0,3403	SPIRAX GROUP	0,3375
448	NKT	0,3363	AALBERTS	0,3403	ANDRITZ	0,3372
449	SPIRAX GROUP	0,3338	KONECRANES	0,3389	UBS GROUP	0,3361
450	AALBERTS	0,3331	SPIRAX GROUP	0,3372	BECHTLE	0,3359
451	VALMET	0,3324	SCHINDLER 'P'	0,3369	PRYSMIAN	0,3342
452	GEA GROUP	0,3321	BECHTLE	0,3358	CARGOTEC B	0,3340

453	PRYSMIAN	0,3318	IVECO GROUP	0,3319	KONECRANES	0,3339
454	BELIMO N	0,3298	DAIMLER TRUCK HOLDING E	0,3315	KION GROUP	0,3335
455	KION GROUP	0,3275	ROTORK	0,3306	COMPUTACENTER	0,3286
456	SAGE GROUP	0,3268	BELIMO N	0,3286	MUNTERS GROUP	0,3269
457	BECHTLE	0,3256	NKT	0,3272	SCHINDLER 'P'	0,3258
458	INVESTEC	0,3253	WEIR GROUP	0,3251	BUCHER INDUSTRIES	0,3248
459	WEIR GROUP	0,3253	SOFTCAT	0,3233	LOGITECH 'R'	0,3244
460	SOFTCAT	0,3252	GEA GROUP	0,3232	DELIVERY HERO	0,3241
461	PORSCHE AML.HLDG.PREF.	0,3202	INVESTEC	0,3232	WEIR GROUP	0,3237
462	RIGHTMOVE	0,3185	SULZER 'R'	0,3229	VALMET	0,3236
463	DAIMLER TRUCK HOLDING E	0,3182	KION GROUP	0,3226	DAIMLER TRUCK HOLDING E	0,3214
464	IVECO GROUP	0,3178	VALMET	0,3205	IVECO GROUP	0,3209
465	TOMRA SYSTEMS	0,3177	MUNTERS GROUP	0,3202	ROTORK	0,3199
466	ANDRITZ	0,3172	PORSCHE AML.HLDG.PREF.	0,3180	BELIMO N	0,3195
467	SULZER 'R'	0,3165	RIGHTMOVE	0,3158	PORSCHE AML.HLDG.PREF.	0,3195
468	METSO CORPORATION	0,3138	COMPUTACENTER	0,3158	CD PROJEKT	0,3178
469	SCHRODERS	0,3092	NEMETSCHEK	0,3156	GEA GROUP	0,3128
470	SFS GROUP	0,3088	LOGITECH 'R'	0,3116	NEMETSCHEK	0,3122
471	LONDON STOCK EXCHANGE	0,3062	METSO CORPORATION	0,3115	PROSUS N	0,3111
472	COMPUTACENTER	0,3050	GAMES WORKSHOP	0,3100	GAMES WORKSHOP	0,3082
473	DELIVERY HERO	0,3019	SFS GROUP	0,3095	TOMRA SYSTEMS	0,3079
474	LOGITECH 'R'	0,3004	LONDON STOCK EXCHANGE	0,3092	INFICON	0,3034
475	ALLIANZ	0,3002	AZELIS GROUP	0,3076	HEMNET GROUP	0,3020
476	ROTORK	0,2996	ADDTECH B	0,3075	ALLIANZ	0,3018
477	GAMES WORKSHOP	0,2993	TOMRA SYSTEMS	0,3068	METSO CORPORATION	0,3014
478	BEIJER REF B	0,2981	DELIVERY HERO	0,3030	INVESTEC	0,2989
479	AUTO TRADER GROUP	0,2980	ZURICH INSURANCE GROUP	0,3018	INDUTRADE	0,2988
480	ZURICH INSURANCE GROUP	0,2959	CD PROJEKT	0,2996	SULZER 'R'	0,2964
481	GENERALI	0,2945	BEIJER REF B	0,2980	ZURICH INSURANCE GROUP	0,2959
482	CD PROJEKT	0,2926	JUST EAT TAKEAWAY.COM	0,2975	AZELIS GROUP	0,2956
483	MUENCHENER RUCK.	0,2909	REPLY	0,2964	JUST EAT TAKEAWAY.COM	0,2946
484	AZELIS GROUP	0,2906	SAGE GROUP	0,2961	SAGE GROUP	0,2942
485	ADDTECH B	0,2905	SCHRODERS	0,2937	AMUNDI	0,2939
486	NEMETSCHEK	0,2896	CTS EVENTIM	0,2909	SFS GROUP	0,2929
487	REPLY	0,2891	ALLIANZ	0,2908	BEIJER REF B	0,2929
488	AMUNDI	0,2890	MUENCHENER RUCK.	0,2899	GN STORE NORD	0,2891
489	CTS EVENTIM	0,2881	AUTO TRADER GROUP	0,2868	LONDON STOCK EXCHANGE	0,2880
490	JUST EAT TAKEAWAY.COM	0,2847	INTERPUMP GROUP	0,2854	CTS EVENTIM	0,2876
491	MUNTERS GROUP	0,2833	GN STORE NORD	0,2847	MUENCHENER RUCK.	0,2854

492	EQT	0,2798	EXOR NV ORD	0,2846	PARTNERS GROUP HOLDING	0,2836
493	INFICON	0,2788	PARTNERS GROUP HOLDING	0,2829	ADDTech B	0,2824
494	INTESA SANPAOLO	0,2785	AMUNDI	0,2825	LEGAL & GENERAL	0,2817
495	CAIXABANK	0,2756	INDUTRADE	0,2825	AUTO TRADER GROUP	0,2797
496	AXA	0,2754	ASR NEDERLAND	0,2773	SCHRODERS	0,2794
497	LLOYDS BANKING GROUP	0,2752	GENERALI	0,2772	DEUTSCHE BANK	0,2760
498	LEGAL & GENERAL	0,2744	BUNZL	0,2769	EXOR NV ORD	0,2752
499	STOREBRAND	0,2738	DIPLOMA	0,2769	M&G	0,2744
500	INTERPUMP GROUP	0,2733	INTESA SANPAOLO	0,2738	AEGON	0,2716
501	DIPLOMA	0,2719	STOREBRAND	0,2724	INTESA SANPAOLO	0,2710
502	EXOR NV ORD	0,2717	INFICON	0,2722	DEUTSCHE BOERSE	0,2700
503	AVIVA	0,2711	LEGAL & GENERAL	0,2711	BUNZL	0,2687
504	AEGON	0,2705	BARCLAYS	0,2707	VAT GROUP	0,2663
505	EURONEXT	0,2701	PZU GROUP	0,2698	GENERALI	0,2657
506	PZU GROUP	0,2684	AXA	0,2696	DIPLOMA	0,2657
507	GN STORE NORD	0,2684	DEUTSCHE BOERSE	0,2689	INTERPUMP GROUP	0,2653
508	DEUTSCHE BOERSE	0,2684	SWISS RE	0,2685	AXA	0,2649
509	DEUTSCHE BANK	0,2683	VAT GROUP	0,2678	EURONEXT	0,2637
510	INDUTRADE	0,2676	LLOYDS BANKING GROUP	0,2651	SWISS RE	0,2633
511	SWISS RE	0,2675	SOCIETE GENERALE	0,2651	AVIVA	0,2623
512	SWISS LIFE HOLDING	0,2664	EURONEXT	0,2625	BARCLAYS	0,2615
513	SOCIETE GENERALE	0,2636	AVIVA	0,2617	HSBC HOLDINGS	0,2611
514	VAT GROUP	0,2630	EQT	0,2611	LLOYDS BANKING GROUP	0,2594
515	HSBC HOLDINGS	0,2627	CAIXABANK	0,2599	MAN GROUP	0,2588
516	ASR NEDERLAND	0,2623	ABRDN	0,2591	SWISS LIFE HOLDING	0,2588
517	BUNZL	0,2618	HSBC HOLDINGS	0,2589	AGEAS (EX FORTIS)	0,2578
518	NATWEST GROUP	0,2599	AGEAS (EX FORTIS)	0,2588	PZU GROUP	0,2574
519	PRUDENTIAL	0,2579	BNP PARIBAS	0,2584	ASR NEDERLAND	0,2573
520	BARCLAYS	0,2576	PHOENIX GROUP HDG.	0,2572	CREDIT AGRICOLE	0,2568
521	ING GROEP	0,2553	AIB GROUP	0,2570	EQT	0,2567
522	EURAZEO	0,2553	DEUTSCHE BANK	0,2566	EURAZEO	0,2566
523	SAMPO A	0,2540	GJENSIDIGE FORSIKRING	0,2558	BNP PARIBAS	0,2551
524	UNIPOL GRUPPO	0,2487	SWISS LIFE HOLDING	0,2556	TALANX AKTGSF.	0,2521
525	AIB GROUP	0,2486	M&G	0,2556	CAIXABANK	0,2503
526	PARTNERS GROUP HOLDING	0,2481	EURAZEO	0,2549	SOCIETE GENERALE	0,2498
527	ABRDN	0,2473	PRUDENTIAL	0,2527	HELVETIA HOLDING N	0,2478
528	M&G	0,2455	HELVETIA HOLDING N	0,2500	PRUDENTIAL	0,2474
529	SCOR SE	0,2449	CREDIT AGRICOLE	0,2490	UNICREDIT	0,2444
530	PHOENIX GROUP HDG.	0,2448	ING GROEP	0,2472	AIB GROUP	0,2442
531	TALANX AKTGSF.	0,2446	AEGON	0,2462	ING GROEP	0,2415
532	BNP PARIBAS	0,2425	TALANX AKTGSF.	0,2448	GJENSIDIGE FORSIKRING	0,2403

533	ABN AMRO BANK	0,2395	DANSKE BANK	0,2445	ABRDN	0,2402
534	HELVETIA HOLDING N	0,2390	KBC GROUP	0,2436	ABN AMRO BANK	0,2399
535	HANNOVER RUECK	0,2378	NATWEST GROUP	0,2427	UNIPOL GRUPPO	0,2398
536	UNICREDIT	0,2372	UNIPOL GRUPPO	0,2424	BANCO SANTANDER	0,2389
537	DNB BANK	0,2359	AZIMUT HOLDING	0,2410	PHOENIX GROUP HDG.	0,2375
538	BANCO COMR.PORTUGUES 'R'	0,2354	TECAN 'R'	0,2409	BBV.ARGENTARIA	0,2359
539	ST.JAMES'S PLACE ORD	0,2352	SCOR SE	0,2401	INTERMEDIATE CAPITAL GP.	0,2347
540	NN GROUP	0,2347	UNICREDIT	0,2396	SVENSKA HANDELSBANKEN A	0,2331
541	DANSKE BANK	0,2342	NN GROUP	0,2375	BANKINTER 'R'	0,2324
542	KBC GROUP	0,2320	ABN AMRO BANK	0,2374	SCOR SE	0,2321
543	CREDIT AGRICOLE	0,2315	BANCO SANTANDER	0,2369	NATWEST GROUP	0,2319
544	TECAN 'R'	0,2315	SAMPO A	0,2357	HANNOVER RUECK	0,2317
545	COMMERZBANK	0,2313	MAN GROUP	0,2354	COMMERZBANK	0,2307
546	NORDEA BANK	0,2294	BANKINTER 'R'	0,2319	KBC GROUP	0,2305
547	BANCO DE SABADELL	0,2286	HANNOVER RUECK	0,2309	TECAN 'R'	0,2302
548	BBV.ARGENTARIA	0,2286	SKANDINAVISKA ENSKILDA	0,2291	SANTANDER BANK POLSKA	0,2298
549	GJENSIDIGE FORSIKRING	0,2283	COMMERZBANK	0,2288	SAMPO A	0,2296
550	SKANDINAVISKA ENSKILDA	0,2275	DNB BANK	0,2284	ADMIRAL GROUP	0,2289
551	STANDARD CHARTERED	0,2269	BANCO COMR.PORTUGUES 'R'	0,2257	AZIMUT HOLDING	0,2268
552	IG GROUP HOLDINGS	0,2265	ST.JAMES'S PLACE ORD	0,2220	ST.JAMES'S PLACE ORD	0,2256
553	INTERMEDIATE CAPITAL GP.	0,2246	RAIFFEISEN BANK INTL.	0,2210	DANSKE BANK	0,2253
554	SANTANDER BANK POLSKA	0,2235	BBV.ARGENTARIA	0,2201	NN GROUP	0,2229
555	BANCO SANTANDER	0,2225	IG GROUP HOLDINGS	0,2199	DNB BANK	0,2207
556	BANKINTER 'R'	0,2221	ERSTE GROUP BANK	0,2197	BPER BANCA	0,2189
557	RAIFFEISEN BANK INTL.	0,2217	NORDEA BANK	0,2164	HARGREAVES LANSDOWN	0,2187
558	ERSTE GROUP BANK	0,2199	BPER BANCA	0,2161	IG GROUP HOLDINGS	0,2184
559	AGEAS (EX FORTIS)	0,2199	SANTANDER BANK POLSKA	0,2154	NORDEA BANK	0,2175
560	BALOISE HOLDING	0,2163	BALOISE HOLDING	0,2135	ERSTE GROUP BANK	0,2173
561	HARGREAVES LANSDOWN	0,2156	HARGREAVES LANSDOWN	0,2121	BALOISE HOLDING	0,2164
562	BANCO BPM	0,2155	ADMIRAL GROUP	0,2119	SWEDBANK A	0,2146
563	ADMIRAL GROUP	0,2145	SVENSKA HANDELSBANKEN A	0,2113	SKANDINAVISKA ENSKILDA	0,2133
564	FINECOBANK SPA	0,2127	SWEDBANK A	0,2098	BANCO BPM	0,2127
565	DIRECT LINE IN.GROUP	0,2103	INTERMEDIATE CAPITAL GP.	0,2085	BANCO COMR.PORTUGUES 'R'	0,2124
566	AZIMUT HOLDING	0,2102	BANCO BPM	0,2071	RAIFFEISEN BANK INTL.	0,2077
567	BANCA MONTE DEI PASCHI	0,2050	DIRECT LINE IN.GROUP	0,2062	SWISSQUOTE 'R'	0,2071
568	BEAZLEY	0,2038	BANCO DE SABADELL	0,2058	DIRECT LINE IN.GROUP	0,2060
569	JULIUS BAER GRUPPE	0,2030	JULIUS BAER GRUPPE	0,2026	BANCO DE SABADELL	0,2030
570	NORDNET	0,2002	NORDNET	0,2024	HISCOX DI	0,2004
571	BANK OF IRELAND GROUP	0,2001	BANK OF IRELAND GROUP	0,2018	TRYG	0,1987

572	SVENSKA HANDELSBANKEN A	0,2001	STANDARD CHARTERED	0,2017	BANCA MONTE DEI PASCHI	0,1975
573	RINGKJOBING LANDBOBANK	0,1990	BANCA MONTE DEI PASCHI	0,2007	FINECOBANK SPA	0,1963
574	3I GROUP	0,1990	FINECOBANK SPA	0,2002	BANK OF IRELAND GROUP	0,1959
575	AVANZA BANK HOLDING	0,1990	JYSKE BANK	0,1967	AVANZA BANK HOLDING	0,1959
576	HISCOX DI	0,1984	TRYG	0,1957	MEDIOBANCA BC.FIN	0,1936
577	MEDIOBANCA BC.FIN	0,1980	HISCOX DI	0,1950	STANDARD CHARTERED	0,1901
578	SWEDBANK A	0,1975	MEDIOBANCA BC.FIN	0,1929	JULIUS BAER GRUPPE	0,1891
579	SWISSQUOTE 'R'	0,1961	AVANZA BANK HOLDING	0,1927	JYSKE BANK	0,1872
580	TRYG	0,1924	SWISSQUOTE 'R'	0,1915	3I GROUP	0,1855
581	MAN GROUP	0,1892	BEAZLEY	0,1897	BAWAG GROUP	0,1819
582	BPER BANCA	0,1884	3I GROUP	0,1853	BANK POLSKA KASA OPIEKI	0,1779
583	BANCA MEDIOLANUM	0,1844	BANCA PPO.DI SONDRIO	0,1805	BANCA PPO.DI SONDRIO	0,1775
584	BANK POLSKA KASA OPIEKI	0,1766	BAWAG GROUP	0,1777	BEAZLEY	0,1774
585	BANCA PPO.DI SONDRIO	0,1748	RINGKJOBING LANDBOBANK	0,1763	RINGKJOBING LANDBOBANK	0,1769
586	SYDBANK	0,1532	BANK POLSKA KASA OPIEKI	0,1687	BC VAUD N	0,1642
587	JYSKE BANK	0,1529	CEMBRA MONEY BANK N ORD	0,1602	CEMBRA MONEY BANK N ORD	0,1609
588	BC VAUD N	0,1300	BANCA MEDIOLANUM	0,1543	BANCA MEDIOLANUM	0,1605
589	CEMBRA MONEY BANK N ORD	0,1274	BC VAUD N	0,1305	NORDNET	0,1258
590	BAWAG GROUP	0,1241	SYDBANK	0,1274	SYDBANK	0,1257

Anno 2021		
1	ORKLA	0,8257
2	ASSOCIATED BRIT.FOODS	0,8145
3	VALLOUREC	0,8097
4	BRITISH AMERICAN TOBACCO	0,8096
5	CRANSWICK	0,8058
6	DANONE	0,8041
7	IMPERIAL BRANDS	0,8000
8	KERRY GROUP 'A'	0,7982
9	SNAM	0,7944
10	CHOC.LINDT &SPRUENGLI	0,7931
11	AAK	0,7919
12	JDE PEET S	0,7887
13	ENAGAS	0,7881
14	LAND SECURITIES GROUP	0,7877

Anno 2022		
	ASSOCIATED BRIT.FOODS	0,8179
	BRITISH AMERICAN TOBACCO	0,8162
	DANONE	0,8108
	ORKLA	0,8106
	VALLOUREC	0,8103
	IMPERIAL BRANDS	0,8029
	KERRY GROUP 'A'	0,8017
	CRANSWICK	0,7965
	NESTLE 'N'	0,7953
	SNAM	0,7913
	AAK	0,7894
	JDE PEET S	0,7884
	AURUBIS	0,7813
	LAND SECURITIES GROUP	0,7796

Anno 2023		
	VALLOUREC	0,8101
	DANONE	0,8090
	KERRY GROUP 'A'	0,8046
	CRANSWICK	0,8027
	MOWI	0,8024
	BAKKAFFROST	0,8024
	ASSOCIATED BRIT.FOODS	0,8023
	ORKLA	0,8021
	LOTUS BAKERIES	0,8021
	GLANBIA	0,8021
	BRITISH AMERICAN TOBACCO	0,8020
	BARRY CALLEBAUT	0,8020
	JDE PEET S	0,8018
	CHOC.LINDT &SPRUENGLI	0,8017

15	TUI N	0,7832	WHITBREAD	0,7790	WHITBREAD	0,7998
16	GREGGS	0,7825	GREGGS	0,7777	IMPERIAL BRANDS	0,7991
17	SUBSEA 7	0,7823	ICTL.HTLS.GP.	0,7767	GREGGS	0,7987
18	ACCOR	0,7808	SUBSEA 7	0,7762	ENTAIN	0,7986
19	ICTL.HTLS.GP.	0,7772	ACCOR	0,7762	LA FRANCAISE DES JEUX	0,7984
20	TENARIS	0,7759	UNIBAIL RODAMCO WE	0,7723	AAK	0,7969
21	MOWI	0,7755	BOLIDEN ORD SHS	0,7712	SNAM	0,7936
22	NESTLE 'N'	0,7745	BRITISH LAND	0,7712	UNIBAIL RODAMCO WE	0,7936
23	BRITISH LAND	0,7744	ENAGAS	0,7709	NESTLE 'N'	0,7921
24	SALMAR	0,7720	TENARIS	0,7708	TENARIS	0,7862
25	AURUBIS	0,7703	CHOC.LINDT &SPRUENGLI	0,7700	ICTL.HTLS.GP.	0,7853
26	JERONIMO MARTINS	0,7696	MOWI	0,7695	TATE & LYLE	0,7849
27	BIG YELLOW GROUP	0,7693	GECINA	0,7689	TECHNIP ENERGIES	0,7831
28	WHITBREAD	0,7671	JERONIMO MARTINS	0,7682	SALMAR	0,7812
29	UNIBAIL RODAMCO WE	0,7664	BAKKAFROST	0,7645	ANTOFAGASTA	0,7795
30	NOVARTIS 'R'	0,7656	SANOFI	0,7636	AURUBIS	0,7795
31	GECINA	0,7649	LA FRANCAISE DES JEUX	0,7616	LAND SECURITIES GROUP	0,7794
32	SANOFI	0,7643	KLEPIERRE REIT	0,7615	SANDVIK	0,7793
33	BAKKAFROST	0,7595	SHAFTESBURY CAPITAL	0,7600	BRITISH LAND	0,7793
34	ANHEUSER BUSCH INBEV	0,7589	SAIPEM	0,7592	KGHM	0,7792
35	VOESTALPINE	0,7578	KESKO B	0,7589	NORSK HYDRO	0,7790
36	COFINIMMO	0,7566	SALMAR	0,7587	COMPASS GROUP	0,7763
37	SHAFTESBURY CAPITAL	0,7545	BARRY CALLEBAUT	0,7586	B&M EUROPEAN VAL.RET.	0,7694
38	MARKS & SPENCER GROUP	0,7540	BIG YELLOW GROUP	0,7564	OCADO GROUP	0,7694
39	COVIVIO	0,7538	COFINIMMO	0,7557	ALLEGRO	0,7690
40	LA FRANCAISE DES JEUX	0,7535	SAINSBURY J	0,7553	SANOFI	0,7684
41	ASTRAZENECA	0,7535	TUI N	0,7550	BOLIDEN ORD SHS	0,7639
42	CARREFOUR	0,7534	TATE & LYLE	0,7548	ENAGAS	0,7610
43	BARRY CALLEBAUT	0,7525	ROCHE HOLDING	0,7544	SHAFTESBURY CAPITAL	0,7601
44	ROCHE HOLDING	0,7494	COMPASS GROUP	0,7538	BIG YELLOW GROUP	0,7584
45	TATE & LYLE	0,7490	ASTRAZENECA	0,7538	ACCOR	0,7548
46	KLEPIERRE REIT	0,7482	LOTUS BAKERIES	0,7524	SAIPEM	0,7533
47	DIAGEO	0,7481	COVIVIO	0,7521	SUBSEA 7	0,7532
48	GLANBIA	0,7479	NOVARTIS 'R'	0,7493	TUI N	0,7525
49	KESKO B	0,7467	ANHEUSER BUSCH INBEV	0,7482	DERWENT LONDON	0,7522
50	PERNOD RICARD	0,7466	MERCK KGAA	0,7451	DINO POLSKA SA	0,7520
51	KGHM	0,7465	GLANBIA	0,7451	CARREFOUR	0,7518
52	SAINSBURY J	0,7440	VOESTALPINE	0,7447	JERONIMO MARTINS	0,7518
53	ENTAIN	0,7436	NORSK HYDRO	0,7443	KONINKLIJKE AHOLD	0,7513
54	ANGLO AMERICAN	0,7435	AENA SME	0,7424	ANGLO AMERICAN	0,7474

55	IPSEN	0,7431	MARKS & SPENCER GROUP	0,7401	HEINEKEN HOLDING	0,7463
56	TECHNIP ENERGIES	0,7422	ANGLO AMERICAN	0,7379	AENA SME	0,7461
57	MERCK KGAA	0,7409	HEINEKEN HOLDING	0,7359	AEDIFICA	0,7456
58	COMPASS GROUP	0,7405	SANDVIK	0,7348	TRITAX BIG BOX REIT	0,7455
59	BOLIDEN ORD SHS	0,7392	ENTAIN	0,7333	HEINEKEN	0,7454
60	COCA COLA HBC	0,7389	SODEXO	0,7320	SEGRO	0,7452
61	AENA SME	0,7386	TECHNIP ENERGIES	0,7319	COVIVIO	0,7452
62	SEGRO	0,7368	UNITE GROUP	0,7310	KLEPIERRE REIT	0,7452
63	NOVO NORDISK 'B'	0,7353	TESCO	0,7308	COFINIMMO	0,7451
64	SANDVIK	0,7341	ARCELORMITTAL	0,7301	SAFESTORE HOLDINGS	0,7451
65	SAIPEM	0,7334	FLSMIDTH AND B	0,7293	PERNOD RICARD	0,7451
66	HEINEKEN HOLDING	0,7333	PERNOD RICARD	0,7284	COCA COLA HBC	0,7451
67	SODEXO	0,7304	CARLSBERG B	0,7283	ANHEUSER BUSCH INBEV	0,7449
68	LOTUS BAKERIES	0,7290	COCA COLA HBC	0,7281	MERLIN PROPERTIES REIT	0,7444
69	NORSK HYDRO	0,7279	GRIFOLS ORD CL A	0,7281	SAINSBURY J	0,7441
70	TESCO	0,7270	CARREFOUR	0,7263	GECINA	0,7434
71	SSAB B	0,7259	NOVO NORDISK 'B'	0,7261	ASTRAZENECA	0,7418
72	UNITE GROUP	0,7246	FUGRO C	0,7248	DIAGEO	0,7397
73	HEINEKEN	0,7239	DIAGEO	0,7236	VOESTALPINE	0,7395
74	FUGRO C	0,7175	HEINEKEN	0,7223	CARLSBERG B	0,7363
75	DERWENT LONDON	0,7171	BAYER	0,7220	NOVARTIS 'R'	0,7348
76	UCB	0,7155	SEGRO	0,7212	TESCO	0,7348
77	ARCELORMITTAL	0,7138	SSAB B	0,7206	ROCHE HOLDING	0,7343
78	CARLSBERG B	0,7133	GETLINK	0,7188	SODEXO	0,7337
79	RIO TINTO	0,7127	DERWENT LONDON	0,7180	FLSMIDTH AND B	0,7316
80	AXFOOD	0,7121	AEDIFICA	0,7162	GRIFOLS ORD CL A	0,7303
81	GRIFOLS ORD CL A	0,7108	LONDONMETRIC PROPERTY	0,7156	MARKS & SPENCER GROUP	0,7284
82	EUROFINS SCIEN.	0,7107	IPSEN	0,7152	UNITE GROUP	0,7261
83	GETLINK	0,7105	ALLEGRO	0,7144	SSAB B	0,7224
84	BAYER	0,7078	WENDEL	0,7136	KESKO B	0,7190
85	LONDONMETRIC PROPERTY	0,7072	KGHM	0,7049	IPSEN	0,7187
86	ADP	0,7015	OCADO GROUP	0,7043	SWEDISH ORPHAN BIOVITRUM	0,7187
87	GLENCORE	0,7007	ANTOFAGASTA	0,7027	MERCK KGAA	0,7185
88	WENDEL	0,6999	B&M EUROPEAN VAL.RET.	0,7020	BAVARIAN NORDIC	0,7185
89	SIG GROUP N	0,6996	SAFESTORE HOLDINGS	0,7017	HALEON	0,7184
90	HALEON	0,6978	UCB	0,7005	BAYER	0,7184
91	SANDOZ GROUP	0,6978	GLENCORE	0,7000	GALENICA SANTE	0,7182
92	GTT	0,6958	SANDOZ GROUP	0,6987	ORION B	0,7180
93	FLSMIDTH AND B	0,6943	SIG GROUP N	0,6982	UCB	0,7176
94	ROYAL UNIBREW	0,6890	RIO TINTO	0,6970	ALK ABELLO B	0,7171
95	STORA ENSO R	0,6873	AXFOOD	0,6959	FUGRO C	0,7147

96	ORION B	0,6870	ADP	0,6948	FRESENIUS	0,7130
97	OCADO GROUP	0,6859	DAVIDE CAMPARI MILANO	0,6943	ARCELORMITTAL	0,7125
98	ALLEGRO	0,6827	HENNES & MAURITZ B	0,6941	EUROFINS SCIEN.	0,7118
99	HENNES & MAURITZ B	0,6824	KONINKLIJKE AHOLD	0,6939	DAVIDE CAMPARI MILANO	0,7073
100	DAVIDE CAMPARI MILANO	0,6821	EUROFINS SCIEN.	0,6935	ROYAL UNIBREW	0,7065
101	KONINKLIJKE AHOLD	0,6814	GTT	0,6883	GETLINK	0,7062
102	INDITEX	0,6788	INVESTOR B	0,6875	NOVO NORDISK 'B'	0,7060
103	DINO POLSKA SA	0,6784	ROYAL UNIBREW	0,6873	WAREHOUSES DE PAUW	0,7059
104	KERING	0,6782	INDITEX	0,6862	FLUGHAFEN ZURICH	0,7056
105	AEDIFICA	0,6779	ALK ABELLO B	0,6858	ADP	0,7046
106	WAREHOUSES DE PAUW	0,6771	ORION B	0,6829	WENDEL	0,7031
107	ANTOFAGASTA	0,6760	STORA ENSO R	0,6802	LONDONMETRIC PROPERTY	0,6994
108	MONDI	0,6759	MONDI	0,6800	AXFOOD	0,6952
109	LATOUR INVESTMENT B	0,6734	WAREHOUSES DE PAUW	0,6724	RECORDATI INDUA.CHIMICA	0,6948
110	FRESENIUS MED.CARE	0,6683	DINO POLSKA SA	0,6718	GTT	0,6946
111	SAFESTORE HOLDINGS	0,6658	FRESENIUS MED.CARE	0,6715	INDITEX	0,6840
112	KINGFISHER	0,6644	CASTELLUM	0,6699	INVESTOR B	0,6836
113	L'OREAL	0,6643	MERLIN PROPERTIES REIT	0,6677	GLENCORE	0,6823
114	UNILEVER (UK)	0,6628	KERING	0,6652	EVOLUTION	0,6808
115	EVOLUTION	0,6619	FRESENIUS	0,6648	SANDOZ GROUP	0,6753
116	HUHTAMAKI	0,6611	BURBERRY GROUP	0,6637	LATOUR INVESTMENT B	0,6750
117	GBL NEW	0,6609	LATOUR INVESTMENT B	0,6633	MONDI	0,6732
118	ALK ABELLO B	0,6599	L'OREAL	0,6629	LUNDBERGFÖRETAGEN B	0,6701
119	RECKITT BENCKISER GROUP	0,6589	RECORDATI INDUA.CHIMICA	0,6622	KERING	0,6673
120	MERLIN PROPERTIES REIT	0,6557	SIEGFRIED 'R'	0,6609	STORA ENSO R	0,6654
121	FRESENIUS	0,6556	KINGFISHER	0,6606	HENNES & MAURITZ B	0,6647
122	A2A	0,6549	EVOLUTION	0,6577	FRESENIUS MED.CARE	0,6627
123	CASTELLUM	0,6544	UNILEVER (UK)	0,6539	HIKMA PHARMACEUTICALS	0,6622
124	SIEGFRIED 'R'	0,6526	FLUGHAFEN ZURICH	0,6538	BURBERRY GROUP	0,6620
125	DEUTSCHE LUFTHANSA	0,6512	RECKITT BENCKISER GROUP	0,6511	EASYJET	0,6588
126	FLUGHAFEN ZURICH	0,6492	HIKMA PHARMACEUTICALS	0,6506	DEUTSCHE LUFTHANSA	0,6585
127	RECORDATI INDUA.CHIMICA	0,6491	HUHTAMAKI	0,6498	SIEGFRIED 'R'	0,6552
128	GALENICA SANTE	0,6473	HALEON	0,6478	KINGFISHER	0,6542
129	B&M EUROPEAN VAL.RET.	0,6457	TRITAX BIG BOX REIT	0,6473	AVOLTA AG	0,6540
130	INTL.CONS.AIRL.GP.	0,6454	VERALLIA	0,6429	HUHTAMAKI	0,6529
131	TRITAX BIG BOX REIT	0,6450	GBL NEW	0,6420	L'OREAL	0,6518
132	VIDRALA	0,6444	BAVARIAN NORDIC	0,6405	VERALLIA	0,6491
133	SWEDISH ORPHAN BIOVITRUM	0,6441	A2A	0,6382	GBL NEW	0,6445
134	ACCIONA	0,6436	LONZA GROUP	0,6381	SMITH (DS)	0,6443

135	HIKMA PHARMACEUTICALS	0,6427	PEARSON	0,6371	ACCIONA	0,6416
136	VERALLIA	0,6413	OERSTED	0,6356	FASTIGHETS BALDER B	0,6413
137	BURBERRY GROUP	0,6410	SWISS PRIME SITE	0,6352	VISCOFAN	0,6409
138	PEARSON	0,6396	ACCIONA	0,6341	SIG GROUP N	0,6409
139	LPP	0,6390	SMITH (DS)	0,6331	CASTELLUM	0,6369
140	SWISS PRIME SITE	0,6379	GALENICA SANTE	0,6323	VONOVIA	0,6368
141	REDEIA CORPORACION	0,6324	ELIA GROUP	0,6288	ALLREAL HOLDING	0,6367
142	D IETEREN GROUP	0,6313	INTL. CONS.AIRL.GP.	0,6282	A2A	0,6365
143	BOLLORE	0,6305	REDEIA CORPORACION	0,6279	PSP SWISS PROPERTY AG	0,6365
144	EDP ENERGIAS DE PORTUGAL	0,6290	DEUTSCHE LUFTHANSA	0,6274	RIO TINTO	0,6356
145	BEIERSDORF	0,6286	LPP	0,6273	ENEL	0,6353
146	SMITH (DS)	0,6284	EDP ENERGIAS DE PORTUGAL	0,6272	DRAX GROUP	0,6346
147	ELIA GROUP	0,6275	BOLLORE	0,6257	NEOEN	0,6344
148	DRAX GROUP	0,6273	TELEFONICA	0,6257	ELIA GROUP	0,6344
149	ENDESA	0,6269	D IETEREN GROUP	0,6246	REDEIA CORPORACION	0,6343
150	JD SPORTS FASHION	0,6256	SWEDISH ORPHAN BIOVITRUM	0,6234	FORTUM	0,6342
151	VERBUND	0,6231	JD SPORTS FASHION	0,6229	OERSTED	0,6342
152	NEXT	0,6230	VISCOFAN	0,6224	EDP ENERGIAS DE PORTUGAL	0,6342
153	LUNDBERGFÖRETAGEN B	0,6210	LUNDBERGFÖRETAGEN B	0,6220	BEIERSDORF	0,6341
154	PHILIPS ELTN.KONINKLIJKE	0,6187	VERBUND	0,6217	ESSITY B	0,6338
155	LONZA GROUP	0,6184	VIDRALA	0,6210	UNILEVER (UK)	0,6338
156	TELEFONICA	0,6184	BEIERSDORF	0,6204	RECKITT BENCKISER GROUP	0,6331
157	SOFINA	0,6166	ESSITY B	0,6195	VIDRALA	0,6307
158	KINNEVIK B	0,6166	SSE	0,6190	BOLLORE	0,6283
159	VINCI	0,6146	PSP SWISS PROPERTY AG	0,6178	SWISS PRIME SITE	0,6281
160	SSE	0,6142	HERA	0,6157	D IETEREN GROUP	0,6277
161	HOCHTIEF	0,6129	NEXT	0,6123	PUBLICIS GROUPE	0,6277
162	PSP SWISS PROPERTY AG	0,6127	SOFINA	0,6119	PEARSON	0,6276
163	WALLENSTAM B	0,6126	PHILIPS ELTN.KONINKLIJKE	0,6104	TERNA RETE ELETTRICA NAZ	0,6272
164	OERSTED	0,6117	VINCI	0,6104	LPP	0,6267
165	VONOVIA	0,6109	RYANAIR HOLDINGS	0,6102	SAGAX B	0,6239
166	EIFFAGE	0,6102	IBERDROLA	0,6101	JD SPORTS FASHION	0,6217
167	BAVARIAN NORDIC	0,6101	VONOVIA	0,6100	NEXT	0,6211
168	FASTIGHETS BALDER B	0,6091	PUBLICIS GROUPE	0,6076	SOFINA	0,6195
169	INVESTOR B	0,6071	VIVENDI	0,6054	ZEALAND PHARMA	0,6161
170	PUBLICIS GROUPE	0,6059	TRAVIS PERKINS	0,6047	BACHEM HOLDING	0,6159
171	EDP RENOVAVEIS	0,6050	TERNA RETE ELETTRICA NAZ	0,6042	VERBUND	0,6156
172	UNITED UTILITIES GROUP	0,6034	EIFFAGE	0,6041	LONZA GROUP	0,6156
173	SAGAX B	0,6028	FORTUM	0,6037	TELEFONICA	0,6155

174	VISCOFAN	0,6025	SAGAX B	0,6033	BT GROUP	0,6143
175	PENNON GROUP	0,6013	FASTIGHETS BALDER B	0,6028	RYANAIR HOLDINGS	0,6120
176	HERA	0,5993	BT GROUP	0,6025	INTL.CON.S.AIRL.GP.	0,6092
177	TRAVIS PERKINS	0,5990	DEUTSCHE TELEKOM	0,5991	TAG IMMOBILIEN	0,6064
178	BOUYGUES	0,5989	AVOLTA AG	0,5990	WALLENSTAM B	0,6061
179	TAG IMMOBILIEN	0,5989	SWISSCOM 'R'	0,5985	TRAVIS PERKINS	0,6060
180	NEOEN	0,5987	ENDESA	0,5966	AIRBUS	0,6048
181	DEUTSCHE TELEKOM	0,5979	EASYJET	0,5965	WIHLBORGS FASTIGHETER	0,6037
182	ENEL	0,5978	DRAX GROUP	0,5947	PHILIPS ELTN.KONINKLIJKE	0,6031
183	IBERDROLA	0,5975	HOCHTIEF	0,5942	ENDESA	0,6025
184	ESSITY B	0,5970	HEIDELBERG MATERIALS	0,5937	SSE	0,6024
185	UPM KYMMENE	0,5967	TELECOM ITALIA	0,5935	VIVENDI	0,6023
186	SWISSCOM 'R'	0,5966	AIRBUS	0,5933	HOCHTIEF	0,6015
187	BT GROUP	0,5958	ORANGE	0,5930	HERA	0,6015
188	HEIDELBERG MATERIALS	0,5956	WIHLBORGS FASTIGHETER	0,5925	WPP	0,5969
189	TELECOM ITALIA	0,5939	UNITED UTILITIES GROUP	0,5918	INDUSTRIVARDEN C	0,5962
190	AIRBUS	0,5933	NEOEN	0,5917	IBERDROLA	0,5962
191	AVOLTA AG	0,5932	WALLENSTAM B	0,5916	SWISSCOM 'R'	0,5956
192	TERNA RETE ELETTRICA NAZ	0,5929	GENMAB	0,5911	DEUTSCHE TELEKOM	0,5951
193	VODAFONE GROUP	0,5917	WPP	0,5878	PENNON GROUP	0,5915
194	GENMAB	0,5915	EDP RENOVEVEIS	0,5865	QIAGEN	0,5878
195	QIAGEN	0,5906	KINNEVIK B	0,5861	UPM KYMMENE	0,5867
196	ORANGE	0,5894	QIAGEN	0,5861	KPN KON	0,5861
197	FORTUM	0,5893	BOUYGUES	0,5851	ELIS	0,5858
198	WPP	0,5887	UPM KYMMENE	0,5846	EDP RENOVEVEIS	0,5855
199	VIVENDI	0,5884	SVENSKA CELLULOSA	0,5830	HOLCIM	0,5854
200	INTERNATIONAL	0,5875	VODAFONE GROUP	0,5829	TELECOM ITALIA	0,5837
201	SEVERN TRENT	0,5852	PENNON GROUP	0,5809	TELIA COMPANY	0,5829
202	EASYJET	0,5830	SIEMENS HEALTHINEERS	0,5806	GENMAB	0,5827
203	FERROVIAL	0,5825	SKANSKA B	0,5805	IPSOS	0,5821
204	ALLREAL HOLDING	0,5820	BAE SYSTEMS	0,5797	ORANGE	0,5816
205	SVENSKA CELLULOSA	0,5816	FERROVIAL	0,5795	HEIDELBERG MATERIALS	0,5794
206	KPN KON	0,5812	CELLNEX TELECOM	0,5795	CENTRICA	0,5780
207	RYANAIR HOLDINGS	0,5800	ALLREAL HOLDING	0,5794	E ON N	0,5776
208	KUEHNE UND NAGEL	0,5800	INTERNATIONAL	0,5790	UNITED UTILITIES GROUP	0,5775
209	VEOLIA ENVIRON	0,5789	ENEL	0,5774	SVENSKA CELLULOSA	0,5773
210	SKANSKA B	0,5784	ROCKWOOL B	0,5769	SKANSKA B	0,5770
211	SIEMENS HEALTHINEERS	0,5781	BALFOUR BEATTY	0,5768	SEVERN TRENT	0,5761
212	BALFOUR BEATTY	0,5774	RHEINMETALL	0,5766	RWE	0,5755
213	LEONARDO	0,5757	VEOLIA ENVIRON	0,5743	VODAFONE GROUP	0,5752

214	TELE2 B	0,5740	ELIS	0,5736	LEONARDO	0,5751
215	RHEINMETALL	0,5730	KPN KON	0,5723	BKW	0,5746
216	ENGIE	0,5716	ENGIE	0,5705	ROCKWOOL B	0,5735
217	ROCKWOOL B	0,5712	INDUSTRIVARDEN C	0,5676	SIEMENS HEALTHINEERS	0,5725
218	WIENERBERGER	0,5701	BKW	0,5651	KINNEVIK B	0,5696
219	POSTE ITALIANE	0,5688	TELIA COMPANY	0,5650	WIENERBERGER	0,5675
220	WIHLBORGS FASTIGHETER	0,5679	ACS ACTIV.CONSTR.Y SERV.	0,5648	ACS ACTIV.CONSTR.Y SERV.	0,5673
221	CENTRICA	0,5675	LEONARDO	0,5634	BOUYGUES	0,5635
222	ARCADIS	0,5657	TELE2 B	0,5631	MTU AERO ENGINES HLDG.	0,5628
223	DEUTSCHE POST	0,5655	NATIONAL GRID	0,5629	INTERNATIONAL	0,5624
224	TELIA COMPANY	0,5655	POSTE ITALIANE	0,5626	EIFFAGE	0,5617
225	ACS ACTIV.CONSTR.Y SERV.	0,5650	ARCADIS	0,5624	SPIE	0,5616
226	BKW	0,5637	SEVERN TRENT	0,5620	BALFOUR BEATTY	0,5611
227	GLAXOSMITHKLINE	0,5634	SPIE	0,5614	ARCADIS	0,5610
228	INDUSTRIVARDEN C	0,5628	HOLCIM	0,5598	VINCI	0,5610
229	HOLCIM	0,5622	IPSOS	0,5593	GLAXOSMITHKLINE	0,5603
230	ROLLS ROYCE HOLDINGS	0,5618	ROLLS ROYCE HOLDINGS	0,5577	FERROVIAL	0,5565
231	MTU AERO ENGINES HLDG.	0,5616	GLAXOSMITHKLINE	0,5571	ITALGAS	0,5552
232	ELIS	0,5612	DEUTSCHE POST	0,5570	ENGIE	0,5548
233	SIEMENS ENERGY N	0,5602	SWECO B	0,5568	NOVOZYMES B	0,5535
234	WACKER CHEMIE	0,5579	WIENERBERGER	0,5564	SWECO B	0,5529
235	SPIE	0,5556	RS GROUP	0,5562	SONOVA N	0,5523
236	ARKEMA	0,5554	VESTAS WINDSYSTEMS	0,5542	NATIONAL GRID	0,5519
237	IPSOS	0,5538	THALES	0,5529	BUZZI	0,5517
238	HOLMEN B	0,5535	ACKERMANS & VAN HAAREN	0,5527	ARKEMA	0,5517
239	CARL ZEISS MEDITEC	0,5533	HOLMEN B	0,5521	COLOPLAST B	0,5486
240	CRODA INTERNATIONAL	0,5531	WACKER CHEMIE	0,5520	INFRASTRUTTURE WIRELESS	0,5481
241	RS GROUP	0,5523	COLOPLAST B	0,5516	LVMH	0,5477
242	COLOPLAST B	0,5519	MTU AERO ENGINES HLDG.	0,5508	SES FDR (LUX)	0,5463
243	SWECO B	0,5505	SIEMENS ENERGY N	0,5508	CELLNEX TELECOM	0,5463
244	GALP ENERGIA SGPS B	0,5501	ARKEMA	0,5504	MILLICOM INTL.CELU. SDR	0,5462
245	VESTAS WINDSYSTEMS	0,5495	INFRASTRUTTURE WIRELESS	0,5490	VEOLIA ENVIRON	0,5462
246	NATIONAL GRID	0,5491	KUEHNE UND NAGEL	0,5482	TELE2 B	0,5459
247	UNIVERSAL MUSIC GROUP	0,5490	DASSAULT AVIATION	0,5481	UNIVERSAL MUSIC GROUP	0,5441
248	GIVAUDAN 'N'	0,5480	SAFRAN	0,5478	BIOMERIEUX	0,5439
249	WORLDLINE	0,5478	CENTRICA	0,5467	HOLMEN B	0,5438
250	OMV	0,5468	OMV	0,5463	KEMIRA	0,5421
251	INFRASTRUTTURE WIRELESS	0,5468	GIVAUDAN 'N'	0,5455	ACKERMANS & VAN HAAREN	0,5413
252	SAAB B	0,5465	UNIVERSAL MUSIC GROUP	0,5451	HEXAGON B	0,5411

253	ITV	0,5456	ELISA	0,5438	POSTE ITALIANE	0,5408
254	THALES	0,5453	DKSH HOLDING	0,5436	SPECTRIS	0,5406
255	BIOMERIEUX	0,5444	E ON N	0,5427	KUEHNE UND NAGEL	0,5401
256	E ON N	0,5437	CARL ZEISS MEDITEC	0,5418	INPOST	0,5401
257	GETINGE B	0,5433	BIOMERIEUX	0,5403	HENKEL PREFERENCE	0,5401
258	BACHEM HOLDING	0,5421	ENI	0,5397	ELISA	0,5401
259	DASSAULT AVIATION	0,5415	SAAB B	0,5393	ITV	0,5395
260	ACKERMANS & VAN HAAREN	0,5415	ITV	0,5392	OMV	0,5379
261	ELISA	0,5408	KEMIRA	0,5392	SAAB B	0,5372
262	LEG IMMOBILIEN	0,5397	GALP ENERGIA SGPS B	0,5386	ARGENX	0,5366
263	NESTE	0,5386	LEG IMMOBILIEN	0,5368	RS GROUP	0,5357
264	AKZO NOBEL	0,5368	SGS 'N'	0,5367	LEG IMMOBILIEN	0,5353
265	BAE SYSTEMS	0,5361	ITALGAS	0,5365	DEUTSCHE POST	0,5336
266	NOVOZYMES B	0,5355	DSV	0,5363	THE SWATCH GROUP	0,5330
267	NATURGY ENERGY	0,5340	THE SWATCH GROUP	0,5358	SGS 'N'	0,5318
268	TELENOR	0,5339	TELENOR	0,5357	SARTORIUS STEDIM BIOTECH	0,5314
269	KEMIRA	0,5336	REPSOL YPF	0,5356	DIASORIN	0,5313
270	CHRISTIAN DIOR	0,5329	COVESTRO	0,5348	AMPLIFON	0,5313
271	HENKEL PREFERENCE	0,5326	HENKEL PREFERENCE	0,5347	ALCON (SWX)	0,5313
272	CLARIANT	0,5314	TAG IMMOBILIEN	0,5346	CARL ZEISS MEDITEC	0,5311
273	COVESTRO	0,5313	NESTE	0,5344	GETINGE B	0,5308
274	CELLNEX TELECOM	0,5310	SES FDR (LUX)	0,5343	SMITH & NEPHEW	0,5305
275	ESSILORLUXOTTICA	0,5309	BUZZI	0,5329	ESSILORLUXOTTICA	0,5289
276	UMICORE	0,5305	LVMH	0,5327	FORTNOX AB	0,5286
277	INPOST	0,5301	ESSILORLUXOTTICA	0,5313	UMICORE	0,5278
278	REPSOL YPF	0,5287	GETINGE B	0,5303	KONGSBERG GRUPPEN	0,5277
279	RENTOKIL INITIAL	0,5275	CRODA INTERNATIONAL	0,5302	ROLLS ROYCE HOLDINGS	0,5276
280	GERRESHEIMER	0,5269	UMICORE	0,5302	SAFRAN	0,5276
281	SONOVA N	0,5256	SONOVA N	0,5299	DASSAULT AVIATION	0,5275
282	BP	0,5251	EVONIK INDUSTRIES	0,5293	TELENOR	0,5275
283	DSV	0,5247	BP	0,5291	BAE SYSTEMS	0,5274
284	RWE	0,5244	TELEPERFORMANCE	0,5283	RHEINMETALL	0,5272
285	HERMES INTL.	0,5239	NOVOZYMES B	0,5273	CLARIANT	0,5272
286	EVONIK INDUSTRIES	0,5236	WORLDLINE	0,5268	THALES	0,5272
287	INFORMA	0,5233	CLARIANT	0,5265	INFORMA	0,5249
288	LVMH	0,5228	CHRISTIAN DIOR	0,5264	BUREAU VERITAS	0,5247
289	TOTALENERGIES	0,5222	NATURGY ENERGY	0,5260	ADECCO GROUP	0,5245
290	SPECTRIS	0,5221	RENTOKIL INITIAL	0,5258	DKSH HOLDING	0,5244
291	SYMRISE	0,5207	INFORMA	0,5257	EDENRED	0,5242
292	NEXI	0,5206	AKZO NOBEL	0,5255	WOLTERS KLUWER	0,5242
293	SAFRAN	0,5195	BACHEM HOLDING	0,5241	VESTAS WINDSYSTEMS	0,5239
294	STMICROELECTRONICS	0,5186	SYMRISE	0,5234	GERRESHEIMER	0,5238

295	SGS 'N'	0,5186	INPOST	0,5232	SIEMENS ENERGY N	0,5236
296	MILLICOM INTL.CELU. SDR	0,5177	SPECTRIS	0,5228	SERCO GROUP	0,5231
297	ELEKTA B	0,5174	SHELL	0,5225	ISS	0,5230
298	THE SWATCH GROUP	0,5153	GERRESHEIMER	0,5223	COVESTRO	0,5225
299	ENI	0,5150	MILLICOM INTL.CELU. SDR	0,5216	QINETIQ GROUP	0,5210
300	BUZZI	0,5148	FORTNOX AB	0,5215	TELEPERFORMANCE	0,5202
301	SHELL	0,5143	STMICROELECTRONICS	0,5211	NATURGY ENERGY	0,5193
302	DKSH HOLDING	0,5130	ARGENX	0,5182	RENTOKIL INITIAL	0,5187
303	QINETIQ GROUP	0,5129	QINETIQ GROUP	0,5175	PUMA	0,5186
304	ISS	0,5125	LANXESS	0,5171	HERMES INTL.	0,5180
305	SES FDR (LUX)	0,5123	RANDSTAD	0,5150	RANDSTAD	0,5152
306	FREENET	0,5121	ZEALAND PHARMA	0,5148	INTERTEK GROUP	0,5147
307	COMET HOLDINGS 'R'	0,5120	ALCON (SWX)	0,5135	HALMA	0,5138
308	HALMA	0,5117	EDENRED	0,5131	SIKA	0,5124
309	HEXPOL B	0,5115	HERMES INTL.	0,5127	FREENET	0,5116
310	RUBIS	0,5115	A P MOLLER MAERSK B	0,5127	DSV	0,5113
311	ITALGAS	0,5114	HALMA	0,5121	ORLEN	0,5107
312	BASF	0,5104	RWE	0,5116	AKZO NOBEL	0,5102
313	KONGSBERG GRUPPEN	0,5090	FREENET	0,5116	SHELL	0,5088
314	A P MOLLER MAERSK B	0,5085	SIKA	0,5114	EXPERIAN	0,5083
315	YARA INTERNATIONAL	0,5084	TOTALENERGIES	0,5100	MELROSE INDUSTRIES	0,5083
316	ZEALAND PHARMA	0,5083	PUMA	0,5095	AKER BP	0,5083
317	EQUINOR	0,5073	ORLEN	0,5087	EQUINOR	0,5083
318	FORTNOX AB	0,5062	EQUINOR	0,5086	BP	0,5083
319	HEXAGON B	0,5054	EMS CHEMIE 'N'	0,5085	REPSOL YPF	0,5082
320	BUREAU VERITAS	0,5054	BUREAU VERITAS	0,5074	GALP ENERGIA SGPS B	0,5081
321	ORLEN	0,5052	DEMANT	0,5068	NESTE	0,5077
322	LANXESS	0,5051	NEXI	0,5062	ENI	0,5076
323	ADIDAS	0,5040	L AIR LQE.SC.ANYME. POUR	0,5053	DEMANT	0,5047
324	SIKA	0,5001	ISS	0,5041	WORLDLINE	0,5044
325	EDENRED	0,4996	ELEKTA B	0,5019	TOTALENERGIES	0,5033
326	INTERTEK GROUP	0,4994	ADIDAS	0,5011	L AIR LQE.SC.ANYME. POUR	0,5028
327	TELEPERFORMANCE	0,4993	EXPERIAN	0,5010	GIVAUDAN 'N'	0,5024
328	BOSS (HUGO)	0,4974	RICHEMONT N	0,4993	A P MOLLER MAERSK B	0,5022
329	L AIR LQE.SC.ANYME. POUR	0,4969	BOSS (HUGO)	0,4985	K S N	0,5020
330	CONVATEC GROUP	0,4963	HEXPOL B	0,4984	BRENNTAG	0,5020
331	RICHEMONT N	0,4958	SERCO GROUP	0,4982	WACKER CHEMIE	0,5020
332	EXPERIAN	0,4945	RENAULT	0,4979	HEXPOL B	0,5018
333	PUMA	0,4934	WOLTERS KLUWER	0,4969	SYMRISE	0,5018
334	ALCON (SWX)	0,4924	YARA INTERNATIONAL	0,4962	EVONIK INDUSTRIES	0,5017
335	ASML HOLDING	0,4922	BMW	0,4943	EMS CHEMIE 'N'	0,5017

336	SARTORIUS SHS.PREF.	0,4921	KONGSBERG GRUPPEN	0,4935	CRODA INTERNATIONAL	0,5017
337	WOLTERS KLUWER	0,4908	CONVATEC GROUP	0,4914	LANXESS	0,5016
338	BMW	0,4904	SMITH & NEPHEW	0,4899	OCI	0,5015
339	DEMANT	0,4900	BASF	0,4899	BASF	0,5014
340	AKER BP	0,4861	BRENNTAG	0,4896	NEXI	0,4999
341	SEB	0,4855	HEXAGON B	0,4883	CONVATEC GROUP	0,4996
342	ADECCO GROUP	0,4825	MERCEDES BENZ GROUP N	0,4881	RICHEMONT N	0,4993
343	SMITH & NEPHEW	0,4823	COMET HOLDINGS 'R'	0,4867	RENAULT	0,4979
344	MERCEDES BENZ GROUP N	0,4813	RUBIS	0,4852	MERCEDES BENZ GROUP N	0,4947
345	SAINT GOBAIN	0,4799	INTERTEK GROUP	0,4828	IMCD GROUP	0,4937
346	STRAUMANN HLDG.	0,4797	PKO BANK	0,4827	HAYS	0,4937
347	SARTORIUS STEDIM BIOTECH	0,4781	MELROSE INDUSTRIES	0,4820	ELEKTA B	0,4910
348	MONCLER	0,4780	JOHNSON MATTHEY	0,4799	RUBIS	0,4902
349	JOHNSON MATTHEY	0,4778	SAINT GOBAIN	0,4774	YARA INTERNATIONAL	0,4902
350	RENAULT	0,4772	ASML HOLDING	0,4771	COMET HOLDINGS 'R'	0,4882
351	PKO BANK	0,4751	MONCLER	0,4760	JOHNSON MATTHEY	0,4825
352	MICHELIN	0,4720	IMCD GROUP	0,4752	MONCLER	0,4810
353	SERCO GROUP	0,4715	STRAUMANN HLDG.	0,4744	AMBU B	0,4810
354	ALLFUNDS GROUP	0,4714	AKER BP	0,4740	PANDORA	0,4809
355	SIGNIFY	0,4711	SECTRA B	0,4737	BRUNELLO CUCINELLI	0,4808
356	AMPLIFON	0,4688	K S N	0,4734	BOSS (HUGO)	0,4807
357	ELECTROLUX B	0,4683	FUCHS PREF.	0,4713	ADIDAS	0,4805
358	DSM FIRMENICH	0,4681	HAYS	0,4696	CHRISTIAN DIOR	0,4796
359	K S N	0,4677	SEB	0,4696	PKO BANK	0,4773
360	MELROSE INDUSTRIES	0,4668	ADECCO GROUP	0,4687	STRAUMANN HLDG.	0,4760
361	RANDSTAD	0,4668	ALLFUNDS GROUP	0,4683	SECTRA B	0,4755
362	ASHTeAD GROUP	0,4667	SARTORIUS SHS.PREF.	0,4683	ALLFUNDS GROUP	0,4749
363	VOLKSWAGEN PREF.	0,4660	OCI	0,4674	ASHTeAD GROUP	0,4737
364	IMCD GROUP	0,4639	VOLKSWAGEN PREF.	0,4667	FUCHS PREF.	0,4698
365	BRENNTAG	0,4632	AMPLIFON	0,4667	ASML HOLDING	0,4697
366	AMBU B	0,4611	ASM INTERNATIONAL	0,4662	STELLANTIS	0,4645
367	MYCRONIC	0,4608	SOITEC	0,4661	VOLKSWAGEN PREF.	0,4608
368	STELLANTIS	0,4607	ELECTROLUX B	0,4644	BE SEMICONDUCTOR	0,4590
369	VALEO	0,4594	ASHTeAD GROUP	0,4642	GEBERIT 'R'	0,4588
370	EMS CHEMIE 'N'	0,4575	SARTORIUS STEDIM BIOTECH	0,4623	MYCRONIC	0,4568
371	SOITEC	0,4573	KINGSPAN GROUP	0,4619	VALEO	0,4502
372	PANDORA	0,4571	VALEO	0,4610	ADYEN	0,4488
373	SECURITAS B	0,4564	DSM FIRMENICH	0,4607	SARTORIUS SHS.PREF.	0,4415
374	FUCHS PREF.	0,4562	STELLANTIS	0,4588	ASM INTERNATIONAL	0,4400
375	CONTINENTAL	0,4555	MYCRONIC	0,4587	STMICROELECTRONICS	0,4400
376	SECTRA B	0,4539	AMBU B	0,4561	SOITEC	0,4400

377	VOLVO CAR B	0,4539	SIGNIFY	0,4535	SCHNEIDER ELECTRIC	0,4397
378	ASM INTERNATIONAL	0,4502	PANDORA	0,4535	SECURITAS B	0,4380
379	ASSA ABLOY B	0,4502	BE SEMICONDUCTOR	0,4532	BELLWAY	0,4346
380	KINGSPAN GROUP	0,4476	CONTINENTAL	0,4514	SMITHS GROUP	0,4342
381	GEBERIT 'R'	0,4446	GEBERIT 'R'	0,4513	INFINEON TECHNOLOGIES	0,4289
382	ADYEN	0,4445	VOLVO CAR B	0,4509	RATIONAL	0,4277
383	DIASORIN	0,4423	MICHELIN	0,4507	ELECTROLUX B	0,4275
384	SMITHS GROUP	0,4420	ADYEN	0,4494	SEB	0,4274
385	HAYS	0,4415	SECURITAS B	0,4441	ASSA ABLOY B	0,4259
386	ARGENX	0,4408	INFINEON TECHNOLOGIES	0,4398	INCHCAPE	0,4247
387	HUSQVARNA B	0,4377	SMITHS GROUP	0,4339	MICHELIN	0,4245
388	BE SEMICONDUCTOR	0,4377	SCHNEIDER ELECTRIC	0,4338	VOLVO CAR B	0,4245
389	SCHNEIDER ELECTRIC	0,4366	ASSA ABLOY B	0,4328	PORSCHE AML.HLDG.PREF.	0,4245
390	AIXTRON	0,4340	DIASORIN	0,4309	BMW	0,4244
391	INFINEON TECHNOLOGIES	0,4333	WISE A	0,4307	CONTINENTAL	0,4243
392	BARRATT REDROW	0,4323	HUSQVARNA B	0,4252	HUSQVARNA B	0,4235
393	OCI	0,4272	SIEMENS	0,4248	DSM FIRMENICH	0,4214
394	PERSIMMON	0,4267	BARRATT REDROW	0,4247	WISE A	0,4213
395	LEGRAND	0,4240	BELLWAY	0,4197	LAGERCRANTZ GROUP B	0,4197
396	THULE GROUP	0,4235	LEGRAND	0,4191	BARRATT REDROW	0,4194
397	SIEMENS	0,4209	PERSIMMON	0,4181	SAINT GOBAIN	0,4192
398	SAP	0,4196	AIXTRON	0,4163	KINGSPAN GROUP	0,4192
399	LAGERCRANTZ GROUP B	0,4195	NOKIA	0,4142	VISTRY GROUP	0,4192
400	BELLWAY	0,4185	DCC	0,4130	SIGNIFY	0,4191
401	NOKIA	0,4169	RATIONAL	0,4126	AIXTRON	0,4176
402	BERKELEY GROUP HOLDINGS	0,4168	HOWDEN JOINERY GP.	0,4115	BERKELEY GROUP HOLDINGS	0,4176
403	DCC	0,4124	LAGERCRANTZ GROUP B	0,4112	PERSIMMON	0,4161
404	RATIONAL	0,4107	BERKELEY GROUP HOLDINGS	0,4091	SIEMENS	0,4159
405	TAYLOR WIMPEY	0,4092	THULE GROUP	0,4057	LEGRAND	0,4142
406	RELX	0,4072	TAYLOR WIMPEY	0,4055	GAMES WORKSHOP	0,4079
407	ERICSSON B	0,4047	BRUNELLO CUCINELLI	0,4054	HOWDEN JOINERY GP.	0,4055
408	ALSTOM	0,4035	SAP	0,4044	LIFCO B	0,4021
409	ABB LTD N	0,4034	ERICSSON B	0,4036	TAYLOR WIMPEY	0,3998
410	HOWDEN JOINERY GP.	0,4021	ALTEN	0,4034	FERRARI	0,3982
411	BRUNELLO CUCINELLI	0,4005	FERRARI	0,4013	ALTEN	0,3940
412	VOLVO B	0,3995	VOLVO B	0,3997	ALSTOM	0,3897
413	WARTSILA	0,3981	RELX	0,3973	THULE GROUP	0,3893
414	WISE A	0,3957	ABB LTD N	0,3973	DASSAULT SYSTEMES	0,3890
415	FERRARI	0,3949	CAPGEMINI	0,3957	PROSUS N	0,3866
416	ALTEN	0,3940	ZALANDO	0,3953	GRAFTON GROUP	0,3864

417	TIETOEVRV	0,3928	GEORG FISCHER	0,3951	DCC	0,3859
418	GRAFTON GROUP	0,3909	ALSTOM	0,3922	KONE B	0,3812
419	ATLAS COPCO A	0,3897	DAIMLER TRUCK HOLDING E	0,3896	GEA GROUP	0,3796
420	CAPGEMINI	0,3883	VISTRY GROUP	0,3893	WARTSILA	0,3778
421	SOPRA STERIA GROUP	0,3865	GRAFTON GROUP	0,3892	IVECO GROUP	0,3713
422	EPIROC A	0,3814	DASSAULT SYSTEMES	0,3862	REXEL	0,3655
423	GEORG FISCHER	0,3814	LIFCO B	0,3842	ATLAS COPCO A	0,3622
424	ZALANDO	0,3799	KONE B	0,3793	NIBE INDUSTRIER	0,3622
425	DASSAULT SYSTEMES	0,3777	TIETOEVRV	0,3790	TIETOEVRV	0,3619
426	NKT	0,3748	WARTSILA	0,3765	NKT	0,3604
427	DAIMLER TRUCK HOLDING E	0,3727	INCHCAPE	0,3749	SKF B	0,3598
428	INCHCAPE	0,3709	NKT	0,3704	SPIRAX GROUP	0,3591
429	REXEL	0,3686	ATLAS COPCO A	0,3693	TEMENOS N	0,3575
430	VISTRY GROUP	0,3677	KNORR BREMSE	0,3683	EPIROC A	0,3566
431	SKF B	0,3676	EPIROC A	0,3667	KONECRANES	0,3515
432	LIFCO B	0,3658	NIBE INDUSTRIER	0,3655	AUTO TRADER GROUP	0,3509
433	NEXANS	0,3650	REXEL	0,3653	COMPUTACENTER	0,3508
434	KONE B	0,3644	NEXANS	0,3652	ERICSSON B	0,3485
435	KNORR BREMSE	0,3617	IMI	0,3650	NOKIA	0,3485
436	AMADEUS IT GROUP	0,3609	GEA GROUP	0,3631	SCOUT24	0,3480
437	NIBE INDUSTRIER	0,3606	JUST EAT TAKEAWAY.COM	0,3626	CAPGEMINI	0,3452
438	IMI	0,3600	SOPRA STERIA GROUP	0,3625	LOGITECH 'R'	0,3452
439	AALBERTS	0,3596	SPIRAX GROUP	0,3615	JUST EAT TAKEAWAY.COM	0,3449
440	PROSUS N	0,3537	SKF B	0,3614	DELIVERY HERO	0,3449
441	TRELLEBORG B	0,3525	AALBERTS	0,3568	AMADEUS IT GROUP	0,3448
442	LOGITECH 'R'	0,3524	AMADEUS IT GROUP	0,3556	CD PROJEKT	0,3446
443	ALFA LAVAL	0,3517	SULZER 'R'	0,3547	SAP	0,3445
444	TEMENOS N	0,3500	TRELLEBORG B	0,3544	BECHTLE	0,3442
445	REPLY	0,3484	PROSUS N	0,3542	RELX	0,3441
446	RIGHTMOVE	0,3463	RIGHTMOVE	0,3537	ZALANDO	0,3439
447	SULZER 'R'	0,3447	LOGITECH 'R'	0,3531	RIGHTMOVE	0,3435
448	SPIRAX GROUP	0,3443	KONECRANES	0,3516	SOPRA STERIA GROUP	0,3428
449	SOFTCAT	0,3442	SCOUT24	0,3504	REPLY	0,3380
450	MUNTERS GROUP	0,3422	VALMET	0,3495	PRYSMIAN	0,3368
451	KONECRANES	0,3406	TEMENOS N	0,3467	VALMET	0,3334
452	SCOUT24	0,3397	IVECO GROUP	0,3467	ALFA LAVAL	0,3310
453	STOREBRAND	0,3371	PRYSMIAN	0,3409	MUNTERS GROUP	0,3299
454	UBS GROUP	0,3355	CD PROJEKT	0,3402	ANDRITZ	0,3283
455	ANDRITZ	0,3332	MUNTERS GROUP	0,3395	SOFTCAT	0,3268
456	VALMET	0,3329	ROTORK	0,3371	TOMRA SYSTEMS	0,3221
457	PRYSMIAN	0,3329	ANDRITZ	0,3357	BELIMO N	0,3211
458	ROTORK	0,3289	REPLY	0,3352	KNORR BREMSE	0,3190

459	BECHTLE	0,3283	UBS GROUP	0,3312	EXOR NV ORD	0,3188
460	WEIR GROUP	0,3248	BECHTLE	0,3308	IMI	0,3187
461	IVECO GROUP	0,3241	WEIR GROUP	0,3305	TRELLEBORG B	0,3186
462	METSO CORPORATION	0,3234	STOREBRAND	0,3290	INFICON	0,3186
463	CD PROJEKT	0,3228	BELIMO N	0,3286	VOLVO B	0,3184
464	DELIVERY HERO	0,3207	AUTO TRADER GROUP	0,3281	NEXANS	0,3183
465	CARGOTEC B	0,3202	SCHINDLER 'P'	0,3262	WEIR GROUP	0,3182
466	SFS GROUP	0,3199	SOFTCAT	0,3242	BUCHER INDUSTRIES	0,3182
467	BELIMO N	0,3167	ALFA LAVAL	0,3229	SAGE GROUP	0,3181
468	PORSCHE AML.HLDG.PREF.	0,3154	GAMES WORKSHOP	0,3227	ABB LTD N	0,3180
469	GEA GROUP	0,3135	SFS GROUP	0,3202	SULZER 'R'	0,3180
470	AUTO TRADER GROUP	0,3131	BUCHER INDUSTRIES	0,3198	ROTORK	0,3179
471	INFICON	0,3129	PORSCHE AML.HLDG.PREF.	0,3178	GEORG FISCHER	0,3177
472	BUCHER INDUSTRIES	0,3118	METSO CORPORATION	0,3173	AALBERTS	0,3176
473	SCHINDLER 'P'	0,3110	INVESTEC	0,3166	DAIMLER TRUCK HOLDING E	0,3175
474	TOMRA SYSTEMS	0,3089	TOMRA SYSTEMS	0,3139	METSO CORPORATION	0,3174
475	COMPUTACENTER	0,3081	INFICON	0,3138	SFS GROUP	0,3171
476	NEMETSCHEK	0,3073	SAGE GROUP	0,3125	HEMNET GROUP	0,3152
477	KION GROUP	0,3064	CARGOTEC B	0,3119	SCHINDLER 'P'	0,3146
478	HEMNET GROUP	0,3055	HEMNET GROUP	0,3107	KION GROUP	0,3102
479	SAGE GROUP	0,3046	KION GROUP	0,3080	NEMETSCHEK	0,3040
480	GAMES WORKSHOP	0,3038	COMPUTACENTER	0,3073	CARGOTEC B	0,3018
481	JUST EAT TAKEAWAY.COM	0,3020	NEMETSCHEK	0,3067	BEIJER REF B	0,2992
482	EXOR NV ORD	0,3007	VAT GROUP	0,2956	AZELIS GROUP	0,2979
483	AMUNDI	0,2953	DELIVERY HERO	0,2934	VAT GROUP	0,2954
484	INDUTRADE	0,2946	INDUTRADE	0,2932	INDUTRADE	0,2940
485	ALLIANZ	0,2945	AMUNDI	0,2922	INVESTEC	0,2894
486	INVESTEC	0,2937	ALLIANZ	0,2915	ALLIANZ	0,2888
487	VAT GROUP	0,2906	BEIJER REF B	0,2883	AMUNDI	0,2856
488	ZURICH INSURANCE GROUP	0,2876	LEGAL & GENERAL	0,2801	INTERPUMP GROUP LONDON STOCK EXCHANGE	0,2774
489	BEIJER REF B	0,2875	MAN GROUP	0,2776	GN STORE NORD	0,2742
490	PARTNERS GROUP HOLDING	0,2857	SCHRODERS	0,2776	MAN GROUP	0,2711
491	LEGAL & GENERAL	0,2828	PARTNERS GROUP HOLDING	0,2771	DIPLOMA	0,2644
492	UNIPOL GRUPPO	0,2828	INTERPUMP GROUP	0,2764	CTS EVENTIM	0,2622
493	CTS EVENTIM	0,2820	LONDON STOCK EXCHANGE	0,2761	ADDTECH B	0,2595
494	ADDTECH B	0,2806	EXOR NV ORD	0,2696	PHOENIX GROUP HDG.	0,2585
495	MAN GROUP	0,2775	UNIPOL GRUPPO	0,2684	ABRDN	0,2572
496	LONDON STOCK EXCHANGE	0,2753	AZELIS GROUP	0,2680	SCHRODERS	0,2569
497	SCHRODERS	0,2750	BARCLAYS	0,2674	LEGAL & GENERAL	0,2566
498	M&G	0,2694	SWISS LIFE HOLDING	0,2671		

499	DEUTSCHE BANK	0,2690	DIPLOMA	0,2663	DEUTSCHE BOERSE	0,2566
500	SWISS LIFE HOLDING	0,2688	ADDTECH B	0,2658	STOREBRAND	0,2565
501	DIPLOMA	0,2677	CTS EVENTIM	0,2656	EURONEXT	0,2564
502	AZELIS GROUP	0,2664	EQT	0,2650	EQT	0,2564
503	AEGON	0,2658	M&G	0,2640	AZIMUT HOLDING	0,2561
504	DEUTSCHE BOERSE	0,2657	INTESA SANPAOLO	0,2634	UBS GROUP	0,2561
505	LLOYDS BANKING GROUP	0,2657	LLOYDS BANKING GROUP	0,2611	SWISS LIFE HOLDING	0,2549
506	INTESA SANPAOLO	0,2656	PHOENIX GROUP HDG.	0,2608	INTESA SANPAOLO	0,2540
507	MUENCHENER RUCK.	0,2649	MUENCHENER RUCK.	0,2603	MUENCHENER RUCK.	0,2538
508	ASR NEDERLAND	0,2627	EURONEXT	0,2595	ZURICH INSURANCE GROUP	0,2524
509	BARCLAYS	0,2606	ASR NEDERLAND	0,2590	ASR NEDERLAND	0,2512
510	INTERPUMP GROUP	0,2604	ZURICH INSURANCE GROUP	0,2583	BUNZL	0,2494
511	SWISS RE	0,2587	GENERALI	0,2578	AGEAS (EX FORTIS)	0,2478
512	GENERALI	0,2578	AGEAS (EX FORTIS)	0,2578	PARTNERS GROUP HOLDING	0,2437
513	EQT	0,2574	AEGON	0,2574	BANCO SANTANDER	0,2431
514	EURONEXT	0,2570	GN STORE NORD	0,2563	BBV.ARGENTARIA	0,2428
515	AVIVA	0,2565	AVIVA	0,2532	HELVETIA HOLDING N	0,2423
516	GN STORE NORD	0,2554	DEUTSCHE BANK	0,2518	SOCIETE GENERALE	0,2404
517	CREDIT AGRICOLE	0,2542	SWISS RE	0,2511	BARCLAYS	0,2385
518	PZU GROUP	0,2530	EURAZEO	0,2510	ADMIRAL GROUP	0,2380
519	HELVETIA HOLDING N	0,2524	BANKINTER 'R'	0,2507	SCOR SE	0,2357
520	PHOENIX GROUP HDG.	0,2523	ADMIRAL GROUP	0,2494	SWISS RE	0,2330
521	SOCIETE GENERALE	0,2493	DEUTSCHE BOERSE	0,2491	SWISSQUOTE 'R'	0,2321
522	PRUDENTIAL	0,2488	ABRDN	0,2455	KBC GROUP	0,2312
523	ING GROEP	0,2486	AXA	0,2451	BANCO DE SABADELL	0,2287
524	ABRDN	0,2459	HELVETIA HOLDING N	0,2446	PRUDENTIAL	0,2274
525	EURAZEO	0,2443	TRYG	0,2437	HSBC HOLDINGS	0,2266
526	GJENSIDIGE FORSIKRING	0,2442	BANCO SANTANDER	0,2404	EURAZEO	0,2253
527	HSBC HOLDINGS	0,2439	BBV.ARGENTARIA	0,2399	GJENSIDIGE FORSIKRING	0,2224
528	BANCO SANTANDER	0,2437	BUNZL	0,2396	M&G	0,2210
529	SAMPO A	0,2430	SOCIETE GENERALE	0,2394	HANNOVER RUECK	0,2206
530	AIB GROUP	0,2428	SCOR SE	0,2382	PZU GROUP	0,2202
531	AXA	0,2416	TALANX AKTGSF.	0,2375	TRYG	0,2201
532	BUNZL	0,2409	SAMPO A	0,2370	HISCOX DI	0,2201
533	AZIMUT HOLDING	0,2390	BANCO BPM	0,2369	TALANX AKTGSF.	0,2201
534	ABN AMRO BANK	0,2371	PRUDENTIAL	0,2363	AXA	0,2199
535	BBV.ARGENTARIA	0,2371	BNP PARIBAS	0,2362	GENERALI	0,2198
536	UNICREDIT	0,2367	BANCO DE SABADELL	0,2352	AEGON	0,2197
537	CAIXABANK	0,2356	AZIMUT HOLDING	0,2347	AVIVA	0,2196
538	AGEAS (EX FORTIS)	0,2356	PZU GROUP	0,2341	NN GROUP	0,2195
539	TALANX AKTGSF.	0,2354	ING GROEP	0,2301	UNIPOL GRUPPO	0,2192

540	KBC GROUP	0,2342	HSBC HOLDINGS	0,2297	BEAZLEY	0,2180
541	BANKINTER 'R'	0,2329	ABN AMRO BANK	0,2293	HARGREAVES LANSDOWN	0,2171
542	BNP PARIBAS	0,2311	KBC GROUP	0,2283	SAMPO A	0,2170
543	SCOR SE	0,2305	GJENSIDIGE FORSIKRING	0,2283	ST.JAMES'S PLACE ORD	0,2154
544	INTERMEDIATE CAPITAL GP.	0,2304	AIB GROUP	0,2275	CAIXABANK	0,2077
545	ADMIRAL GROUP	0,2291	INTERMEDIATE CAPITAL GP.	0,2274	INTERMEDIATE CAPITAL GP.	0,2062
546	SVENSKA HANDELSBANKEN A	0,2289	SWISSQUOTE 'R'	0,2268	NORDEA BANK	0,2061
547	SWEDBANK A	0,2282	BANCO COMR.PORTUGUES 'R'	0,2262	TECAN 'R'	0,2046
548	TRYG	0,2270	UNICREDIT	0,2260	BALOISE HOLDING	0,2003
549	BANCO COMR.PORTUGUES 'R'	0,2259	SWEDBANK A	0,2222	SWEDBANK A	0,1994
550	HARGREAVES LANSDOWN	0,2254	CAIXABANK	0,2207	MEDIOBANCA BC.FIN	0,1967
551	NATWEST GROUP	0,2253	SANTANDER BANK POLSKA	0,2190	SKANDINAVISKA ENSKILDA	0,1934
552	BANCO BPM	0,2240	HARGREAVES LANSDOWN	0,2179	IG GROUP HOLDINGS	0,1926
553	BANCO DE SABADELL	0,2229	COMMERZBANK	0,2171	BANCA PPO.DI SONDRIO	0,1889
554	IG GROUP HOLDINGS	0,2201	BEAZLEY	0,2143	ERSTE GROUP BANK	0,1888
555	DANSKE BANK	0,2193	NORDEA BANK	0,2142	JYSKE BANK	0,1883
556	HANNOVER RUECK	0,2190	NATWEST GROUP	0,2130	BANCA MONTE DEI PASCHI	0,1865
557	TECAN 'R'	0,2190	ST.JAMES'S PLACE ORD	0,2128	DIRECT LINE IN.GROUP	0,1860
558	SANTANDER BANK POLSKA	0,2183	DNB BANK	0,2121	RINGKJOBING LANDBOBANK	0,1843
559	DNB BANK	0,2169	HANNOVER RUECK	0,2117	RAIFFEISEN BANK INTL.	0,1833
560	ST.JAMES'S PLACE ORD	0,2166	SVENSKA HANDELSBANKEN A	0,2110	3I GROUP	0,1830
561	NN GROUP	0,2162	TECAN 'R'	0,2088	BANK POLSKA KASA OPIEKI	0,1828
562	COMMERZBANK	0,2146	ERSTE GROUP BANK	0,2082	AVANZA BANK HOLDING	0,1789
563	BPER BANCA	0,2137	NN GROUP	0,2048	BANK OF IRELAND GROUP	0,1743
564	RAIFFEISEN BANK INTL.	0,2102	BALOISE HOLDING	0,2039	JULIUS BAER GRUPPE	0,1730
565	BALOISE HOLDING	0,2100	IG GROUP HOLDINGS	0,2021	FINECOBANK SPA	0,1728
566	BEAZLEY	0,2082	BPER BANCA	0,2010	DANSKE BANK	0,1725
567	NORDEA BANK	0,2081	BANCA MONTE DEI PASCHI	0,1996	BPER BANCA	0,1723
568	BANK POLSKA KASA OPIEKI	0,2076	SKANDINAVISKA ENSKILDA	0,1992	NORDNET	0,1722
569	FINECOBANK SPA	0,2067	FINECOBANK SPA	0,1978	DEUTSCHE BANK	0,1721
570	ERSTE GROUP BANK	0,2064	DANSKE BANK	0,1968	BNP PARIBAS	0,1720
571	SKANDINAVISKA ENSKILDA	0,2053	RAIFFEISEN BANK INTL.	0,1967	DNB BANK	0,1717
572	SWISSQUOTE 'R'	0,2041	BC VAUD N	0,1950	AIB GROUP	0,1717
573	BANK OF IRELAND GROUP	0,2025	BANK POLSKA KASA OPIEKI	0,1948	BAWAG GROUP	0,1716
574	JYSKE BANK	0,2018	BANCA PPO.DI SONDRIO	0,1947	ING GROEP	0,1716
575	STANDARD CHARTERED	0,1962	DIRECT LINE IN.GROUP	0,1944	COMMERZBANK	0,1716
576	BANCA MONTE DEI PASCHI	0,1957	MEDIOBANCA BC.FIN	0,1937	UNICREDIT	0,1716

577	HISCOX DI	0,1953	CREDIT AGRICOLE	0,1923	CREDIT AGRICOLE	0,1715
578	DIRECT LINE IN.GROUP	0,1939	HISCOX DI	0,1912	SYDBANK	0,1714
579	MEDIOBANCA BC.FIN	0,1932	JYSKE BANK	0,1911	BANCO BPM	0,1714
580	JULIUS BAER GRUPPE	0,1903	AVANZA BANK HOLDING	0,1905	ABN AMRO BANK	0,1713
581	BANCA PPO.DI SONDRIO	0,1886	BANK OF IRELAND GROUP	0,1889	SVENSKA HANDELSBANKEN A	0,1713
582	RINGKJOBING LANDBOBANK	0,1869	BAWAG GROUP	0,1869	BC VAUD N	0,1712
583	BAWAG GROUP	0,1856	3I GROUP	0,1857	SANTANDER BANK POLSKA	0,1712
584	3I GROUP	0,1844	STANDARD CHARTERED	0,1848	LLOYDS BANKING GROUP	0,1711
585	AVANZA BANK HOLDING	0,1816	JULIUS BAER GRUPPE	0,1831	BANKINTER 'R'	0,1710
586	BC VAUD N	0,1787	RINGKJOBING LANDBOBANK	0,1828	NATWEST GROUP	0,1707
587	CEMBRA MONEY BANK N ORD	0,1690	SYDBANK	0,1825	BANCO COMR.PORTUGUES 'R'	0,1704
588	BANCA MEDIOLANUM	0,1584	BANCA MEDIOLANUM	0,1702	STANDARD CHARTERED	0,1687
589	SYDBANK	0,1428	CEMBRA MONEY BANK N ORD	0,1661	BANCA MEDIOLANUM	0,1682
590	NORDNET	0,1186	NORDNET	0,1230	CEMBRA MONEY BANK N ORD	0,1643

References

- [1] Occorsio, Maria Vittoria. s.d. «Sostenibilità: la mediazione e gli indicatori ESG», fasc. 2.
- [2] Protocollo Di Kyoto Sui Cambiamenti Climatici | EUR-Lex». s.d. <https://eur-lex.europa.eu/IT/legal-content/summary/kyoto-protocol-on-climate-change.html>.
- [3] Senadheera, S.S., Gregory, R., Rinklebe, J., Farrukh, M., Rhee, J.H., Ok, Y.S., 2022. The development of research on environmental, social, and governance (ESG): A bibliometric analysis. *Sustain. Environ.*, 8, 2125869. <https://doi.org/10.1080/27658511.2022.2125869>
- [4] Escrig-Olmedo, Elena, Maria Jesus Munoz-Torres, e Maria Angeles Fernandez-Izquierdo. 2010. «Socially responsible investing: sustainability indices, ESG rating and information provider agencies». *International Journal of Sustainable Economy* 2 (4): 442–61. <https://doi.org/10.1504/IJSE.2010.03549>.
- [5] Tzeng, G.H., Huang, J.J, 2011. Multiple Attribute Decision Making: Methods and Applications; CRC Press: Boca Raton, FL, USA; pp. 69–70. <https://doi.org/10.1201/b11032>
- [6] Wallace L.T. Costa, Igor P.A. Costa, Adilson V. Terra, Miguel Â.L. Moreira, Carlos, F.S. Gomes, Marcos Santos, 2022. Multicriteria analysis by PROMETHEE-SAPEVO-M1 method: choice of Brazilian sugar and ethanol plants for biomethane production, Pages 1810-1815. <https://doi.org/10.1016/j.ifacol.2022.09.661>.
- [7] J.P. Brans, Ph. Vincke, B. Mareschal, How to select and how to rank projects: The Promethee method, *European Journal of Operational Research*, Volume 24, Issue 2, 1986, Pages 228-238, ISSN 0377-2217, [https://doi.org/10.1016/0377-2217\(86\)90044-5](https://doi.org/10.1016/0377-2217(86)90044-5).

- [8] Brans, JP., De Smet, Y., 2016. PROMETHEE Methods. In: Greco, S., Ehrgott, M., Figueira, J. (eds) Multiple Criteria Decision Analysis. International Series in Operations Research & Management Science, vol 233. Springer, New York, NY. https://doi.org/10.1007/978-1-4939-3094-4_6
- [9] Li, C., Tang, W., Liang, F., Wang, Z., 2024. The impact of climate change on corporate ESG performance: The role of resource misallocation in enterprises. *J. Clean. Prod.*, 445, 141263. <https://doi.org/10.1016/j.jclepro.2024.141263>
- [10] Bai, F.; Shang, M.; Huang, Y., 2024. Corporate culture and ESG performance: Empirical evidence from China. *J. Clean. Prod.*, 437, 140732. <https://doi.org/10.1016/j.jclepro.2024.140732>
- [11] Hwang, Ching-Lai, e Kwangsun Yoon. 1981. «Methods for Multiple Attribute Decision Making». In Multiple Attribute Decision Making: Methods and Applications A State-of-the-Art Survey, a cura di Ching-Lai Hwang e Kwangsun Yoon, 58–191. Berlin, Heidelberg: Springer. https://doi.org/10.1007/978-3-642-48318-9_3
- [12] Su, J., Sun, Y., 2023. An Improved TOPSIS Model Based on Cumulative Prospect Theory: Application to ESG Performance Evaluation of State-Owned Mining Enterprises. *Sustainability*, 15, 10046. <https://doi.org/10.3390/su151310046>
- [13] Zopounidis, C., Garefalakis, A., Lemonakis, C., Passas, I., 2020. Environmental, social and corporate governance framework for corporate disclosure: A multicriteria dimension analysis approach. *Manag. Decis.*, 58, 2473–2496. <https://doi.org/10.1108/MD-10-2019-1341>
- [14] Meng, X., Shaikh, G.M., 2023. Evaluating Environmental, Social, and Governance Criteria and Green Finance Investment Strategies Using Fuzzy AHP and Fuzzy WASPAS. *Sustainability*, 15, 6786. <https://doi.org/10.3390/su15086786>
- [15] Lombardi Netto, Antonio, Valerio Antonio Pamplona Salomon, and Miguel Angel Ortiz Barrios. 2021. "Multi-Criteria Analysis of Green Bonds: Hybrid Multi-Method Applications" *Sustainability* 13, n. 19: 10512. <https://doi.org/10.3390/su131910512>
- [16] Quayson, M., Bai, C., Mahmoudi, A., Hu, W., Chen, W., Omoruyi, O, 2023. Designing a decision support tool for integrating ESG into the natural resource extraction industry for sustainable development using the ordinal priority approach. *Resour. Policy*, 85, 103988. <https://doi.org/10.1016/j.resourpol.2023.103988>
- [17] Park, S.R., Jang, J.Y., 2021. The impact of ESG management on investment decision: Institutional investors' perceptions of country-specific ESG criteria. *Int. J. Financ. Stud.*, 9, 48. <https://doi.org/10.3390/ijfs9030048>
- [18] Reig-Mullor, J., Garcia-Bernabeu, A., Pla-Santamaria, D., Vercher-Ferrandiz, M., 2022. Evaluating ESG corporate performance using a new neutrosophic AHP-TOPSIS based approach. *Technol. Econ. Dev. Econ.*, 28, 1242–1266. <https://doi.org/10.3846/tede.2022.17004>
- [19] Xidonas, P., Essner, E., 2024. On ESG Portfolio Construction: A Multi-Objective Optimization Approach. *Comput. Econ.*, 63, 21–65. <http://dx.doi.org/10.1007/s10614-022-10327-6>
- [20] Camargo, H.G., ANTUNES, J. Wanke, P., 2023. ESG Performance Impact on Improvement of Financial Health—A Robust Compromise (Roco) Mcdm Approach. <http://dx.doi.org/10.2139/ssrn.4495437>
- [21] Doumpos, M., Fernando AF Ferreira, C. Zopounidis, 2021. Multiple Criteria Decision Making for Sustainable Development. Springer International Publishing. <https://doi.org/10.1007/978-3-030-89277-7>

- [22] Rana, P, Sarva, M., 2024. Determining Investment Decision by Evaluating Financial Performance Among Top Esg-Ranked Companies Using the Topsis Model. Available at SSRN 4701453. <http://dx.doi.org/10.2139/ssrn.4701453>
- [23] Rajadurai, M., & Kaliyaperumal, P. (2024). On SIR-based MCDM approach: Selecting a charcoal firm using hybrid fuzzy number on a Triple Vague structure. *Heliyon*, Volume 10, Issue 2, e24248. <https://doi.org/10.1016/j.heliyon.2024.e24248>
- [24] J.P. Brans, Ph. Vincke, B. Mareschal, How to select and how to rank projects: The Promethee method, *European Journal of Operational Research*, Volume 24, Issue 2, 1986, Pages 228-238, ISSN 0377-2217, [https://doi.org/10.1016/0377-2217\(86\)90044-5](https://doi.org/10.1016/0377-2217(86)90044-5).
- [25] Xu, Xiaozhan. 2001. The SIR method: A superiority and inferiority ranking method for multiple criteria decision making. *European Journal of Operational Research* 131 (3): 587–602. [https://doi.org/10.1016/S0377-2217\(00\)00101-6](https://doi.org/10.1016/S0377-2217(00)00101-6).
- [26] Environmental, social and governance scores from LSEG Dec 2023 https://www.lseg.com/content/dam/data-analytics/en_us/documents/methodology/lseg-esg-scores-methodology.pdf
- [27] Caloia, F. G., A. Cipollini, S. Muzzioli. 2019. How do normalization schemes affect net spillovers? A replication of the Diebold and Yilmaz (2012) study. *Energy Economics* 84:104536, 1-13. <https://doi.org/10.1016/j.eneco.2019.104536>.
- [28] Pearson's, C. O. V. O., 2011. Comparison of values of Pearson's and Spearman's correlation coefficients. *Comparison Of Values of Pearson's And Spearman's Correlation Coefficients*.

Tables

Table 1. Literature review

Table 2. Weights of the ten different sectors

Table 3. Average of results per year obtained by TOPSIS method

Table 4. Average of results per year obtained by PROMETHEE II method

Table 5: Average of results per year obtained by SIR-SAW method

Table 6: Spearman index