

This is the peer reviewed version of the following article:

Propionibacterium acnes extract improves cellular response against Candida albicans and Escherichia coli in in vitro models of vulvovaginal infections / Ricchi, Francesco; Ardizzoni, Andrea; De Seta, Francesco; Pericolini, Eva. - (2024). (52° congresso della società italiana di microbiologia Pavia 8-11 settembre 2024).

Terms of use:

The terms and conditions for the reuse of this version of the manuscript are specified in the publishing policy. For all terms of use and more information see the publisher's website.

06/05/2026 13:38

(Article begins on next page)

Propionibacterium acnes extract improves cellular response against *Candida albicans* and *Escherichia coli* in *in vitro* models of vulvovaginal infections

FRANCESCO RICCHI¹, ANDREA ARDIZZONI², FRANCESCO DE SETA³, EVA PERICOLINI²

¹Clinical and Experimental Medicine Ph.D. Program, University of Modena and Reggio Emilia, Modena, Italy;

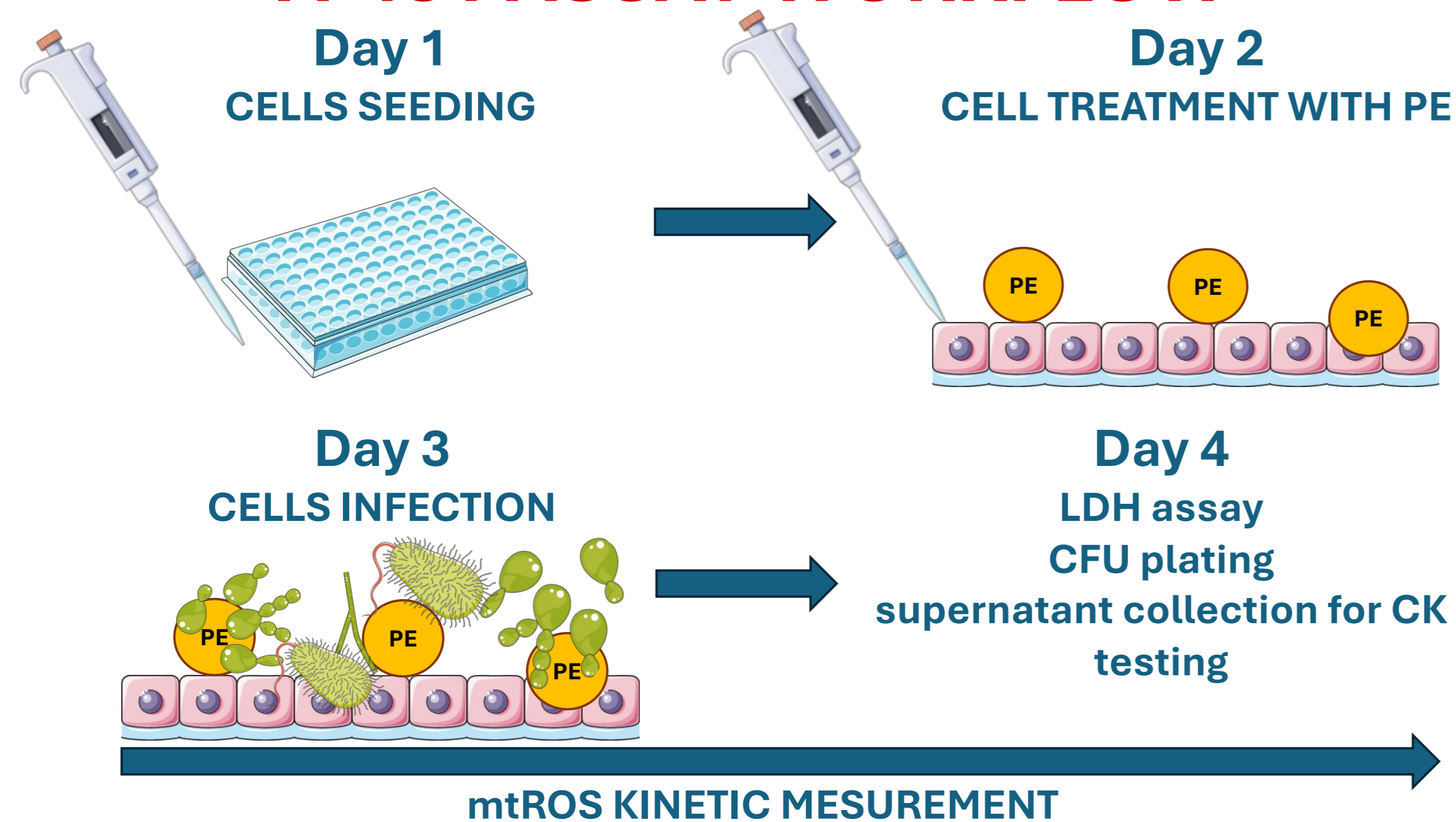
²Department of Surgical, Medical, Dental and Morphological Sciences with interest in Transplant, Oncological and Regenerative Medicine, University of Modena and Reggio Emilia, Modena, Italy;

³ Department of Obstetrics and Gynecology, IRCCS San Raffaele Scientific Institute, University Vita and Salute, 20132 Milan, Italy

INTRODUCTION

The *Propionibacterium acnes* extract (PE) is a **bacterial lysate** included as an active compound in a gel formulation used to treat the **symptoms of vaginitis**. It is produced and commercialized by **DEPOFARMA S.p.a.**. Here, we analysed its effect in *in vitro* model of vaginal epithelial cells (A-431) and murine macrophages (J-774) infected by *Candida albicans* (*C. albicans*) and *Escherichia coli* (*E. coli*).

A-431 ASSAY WORKFLOW



J-774 ASSAY WORKFLOW

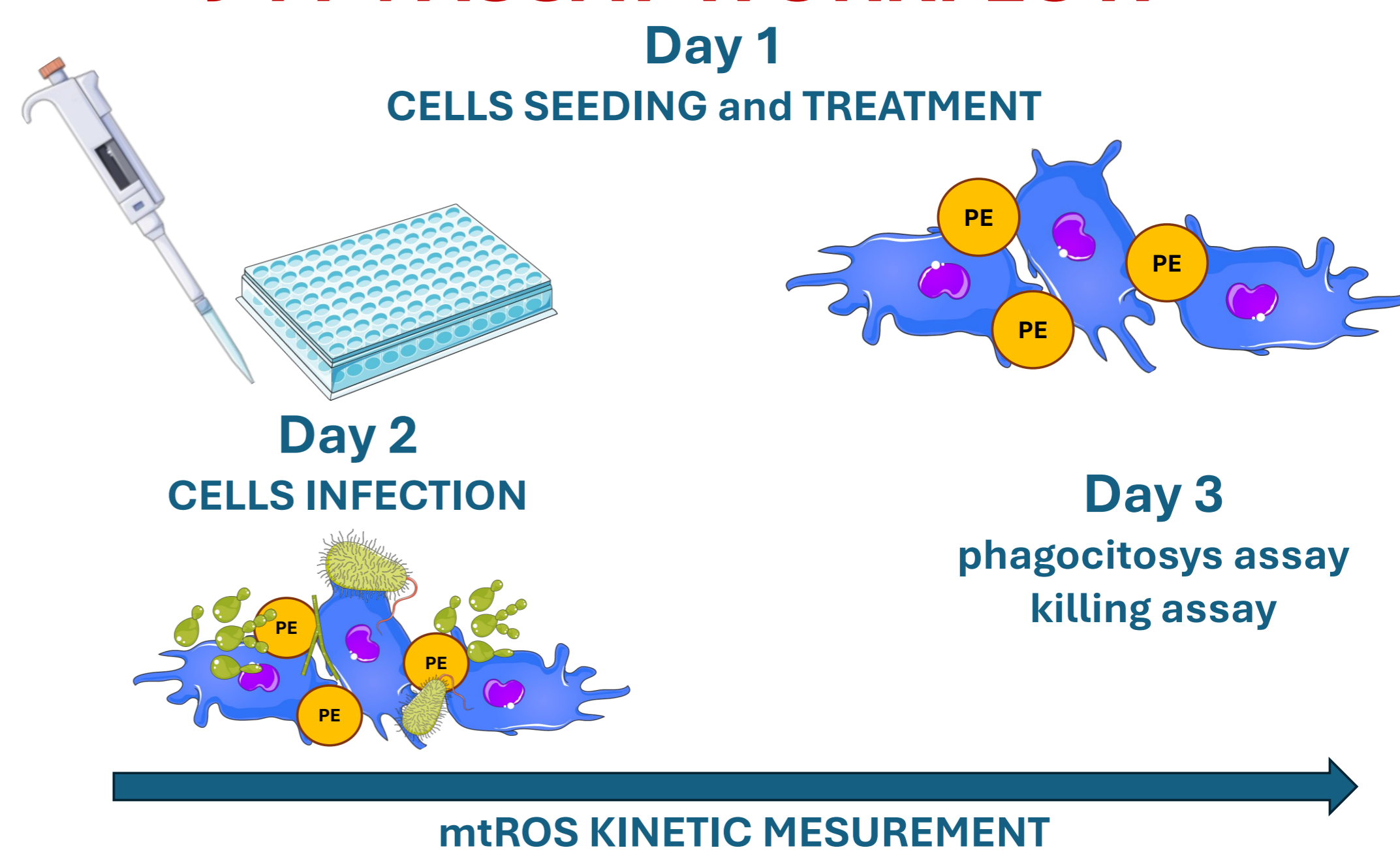


Figure 1: A-431 RESULTS

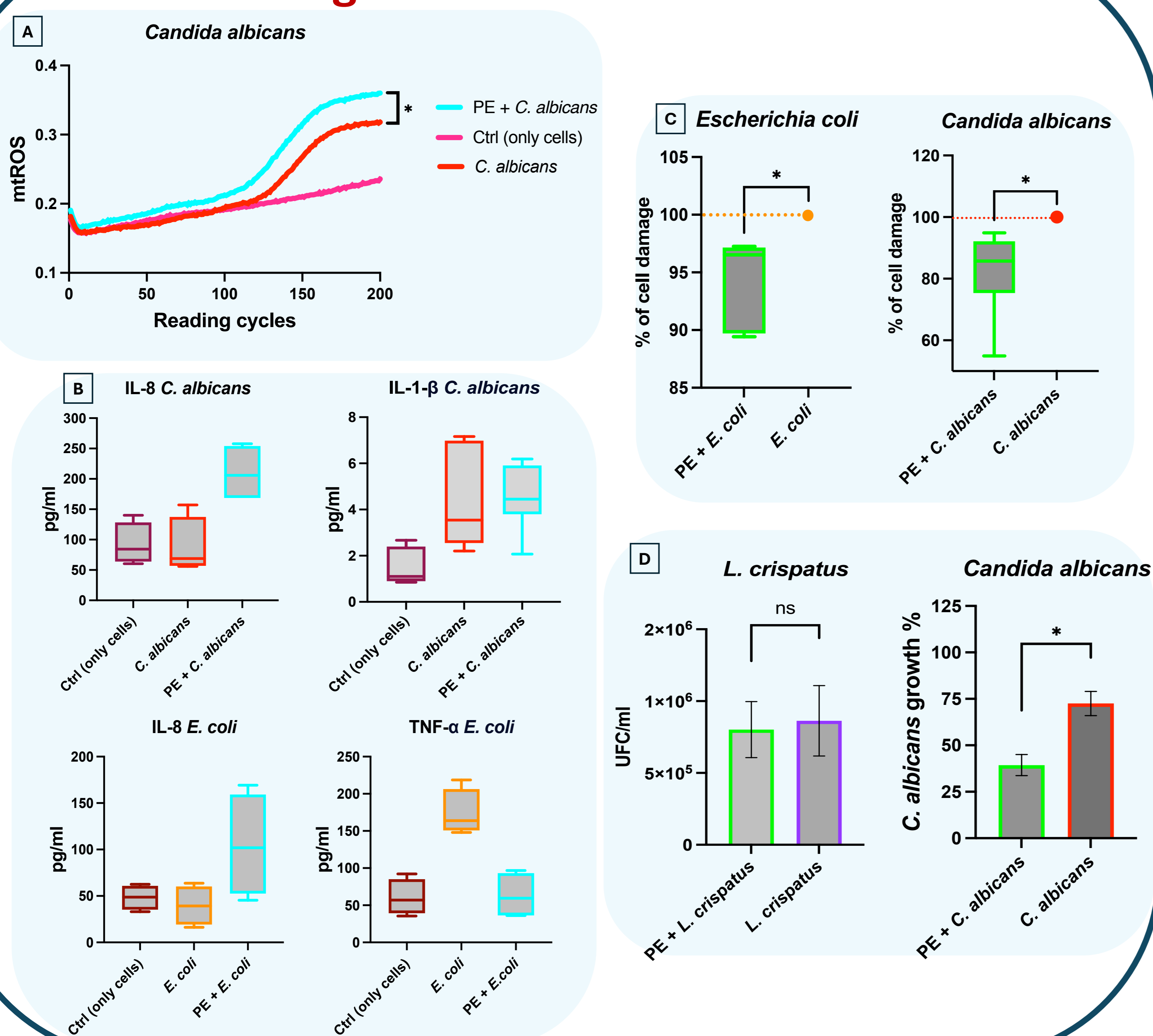
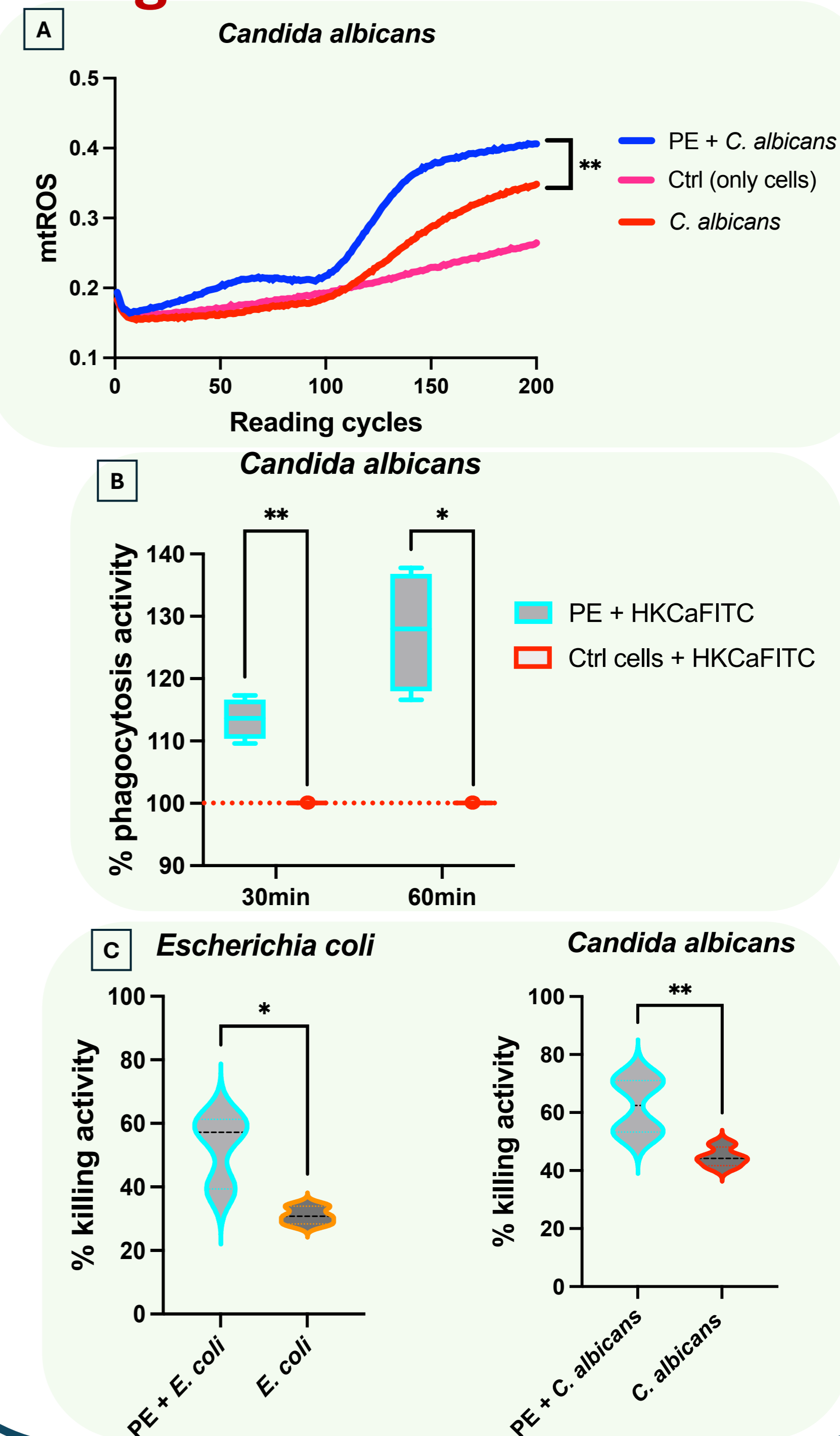


Figure 2: J-774 RESULTS



DISCUSSION AND CONCLUSIONS

Our results show that PE i) **increases mitochondrial activity** of vaginal epithelial cells and macrophages in response to *C. albicans* infection (Fig. 1-A, Fig. 2-A); ii) **protects the cells against pathogens-induced damage** (Fig. 1-C); iii) during cells infections, **reduces *C. albicans* growth but not that of *L. crispatus*** (Fig 1-D); iv) **increases effectiveness of phagocytosis** (Fig. 2-B) and **killing activity** (Fig. 2-C) by macrophage. Moreover, PE **increases IL-8 release** during the infection of both pathogens and **decreases TNF-alpha** throughout *E. coli* infection and **IL-1-β** during *C. albicans* infection (Fig. 1-B).

Taken together, our results suggest that LB may improve cellular response therefore helping to improve the response against pathogens.