

This is a pre print version of the following article:

A monolayer transition-metal dichalcogenide as a topological excitonic insulator / Varsano, D., Palumbo, M., Molinari, E., Rontani, M.. - In: NATURE NANOTECHNOLOGY. - ISSN 1748-3387. - 15:5(2020), pp. 367-372. [10.1038/s41565-020-0650-4]

Terms of use:

The terms and conditions for the reuse of this version of the manuscript are specified in the publishing policy. For all terms of use and more information see the publisher's website.

09/06/2026 08:55

(Article begins on next page)

A monolayer transition metal dichalcogenide as a topological excitonic insulator

Daniele Varsano¹, Maurizia Palumbo², Elisa Molinari^{1,3} & Massimo Rontani¹

¹*CNR-NANO, Via Campi 213a, 41125 Modena, Italy.*

²*INFN, Dipartimento di Fisica, Università degli Studi di Roma Tor Vergata, Via Della Ricerca Scientifica 1, 00133 Roma, Italy.*

³*Dipartimento di Scienze Fisiche, Informatiche e Matematiche, Università degli Studi di Modena e Reggio Emilia, 41125 Modena, Italy.*

Monolayer transition metal dichalcogenides in the T' phase promise to realize the quantum spin Hall (QSH) effect¹ at room temperature, because they exhibit a prominent spin-orbit gap between inverted bands in the bulk^{2,3}. Here we show that the binding energy of electron-hole pairs excited through this gap is larger than the gap itself in MoS₂, a paradigmatic material that we investigate from first principles by many-body perturbation theory⁴ (MBPT). This paradoxical result hints at the instability of the T' phase against the spontaneous generation of excitons, and indeed we find that it gives rise to a reconstructed ‘excitonic insulator’ ground state⁵⁻⁹. Importantly, we show that in this system topological and excitonic order cooperatively enhance the bulk gap by breaking the crystal inversion symmetry, in contrast to the case of bilayers¹⁰⁻¹⁸ where the frustration between the two orders is relieved by breaking time reversal symmetry^{15,17,18}. The excitonic topological insulator departs distinctively

from the bare topological phase as it lifts the band spin degeneracy, which results in circular dichroism. A moderate biaxial strain applied to the system leads to two additional excitonic phases, different in their topological character but both ferroelectric^{19,20} as an effect of electron-electron interactions.

The monolayer transition metal dichalcogenides that were recently proposed as candidates for the QSH effect all have overlapping metal- d conduction and chalcogenide- p valence bands². Such ‘band inversion’ makes the system either a narrow-gap semiconductor, due to $p-d$ spin-orbit hybridization (Fig. 1c), or a semimetal, whose band edges are displaced in momentum space. In both cases long-range Coulomb attraction, which is poorly screened in two dimensions, tends to bind electrons (e) at the bottom of conduction band with holes (h) at the top of valence band, thus giving rise to excitons. If the $e-h$ binding energy is larger than the semiconductor gap (or if it is non vanishing in the semimetal), then excitons will spontaneously form and condense, until a correlated gapped phase is built at thermodynamic equilibrium: the excitonic insulator proposed in the sixties⁵⁻⁸. This paradigm has been recently invoked for the QSH insulator WTe_2 , as its bulk gap is strongly sensitive to temperature²¹⁻²³ and doping²⁴, whereas in the absence of excitonic effects MBPT predicts semimetallic behaviour². Mounting evidence of the excitonic insulator has been accumulating in the last two years in low-dimensional materials^{16,25-27}—noticeably transition metal dichalcogenides²⁸⁻³⁰.

The relation between topological and excitonic order is intriguing, as the former emerges in a noninteracting picture whereas the latter is driven by $e-h$ interactions. So far the problem

has been discussed for bilayers¹⁴⁻¹⁸: the spin-orbit gap, associated with topological order, depends on interlayer tunneling but the exciton binding does not, as e and h in separate layers remain bound by long-range attraction. This leads to scenarios of frustration between the QSH phase and the topologically trivial excitonic phase. The monolayer case is different, since screening is suppressed as the gap opens: here both spin-orbit gap and exciton binding are affected by interband hybridization.

Here we study an archetypical member of the T' family of QSH candidates, monolayer MoS_2 , through first-principles calculations by means of MBPT, and take into account e - h binding by solving the Bethe-Salpeter equation³¹. This allows us to assess the inherent excitonic instability of the material. We then demonstrate the coexistence of topological and excitonic orders through a self-consistent approach, which predicts a chiral ground state wave function with unique fingerprints.

Results

Exciton binding and instability. In spite of the small point symmetry group, T' - MoS_2 has an inversion center, located at the midpoint between two neighbour Mo atoms (black dot in Fig. 1a): these form a zig-zag chain, parallel to the y axis, which is characteristic of the T' phase. We compute the energy bands from first principles, including spin-orbit interaction at the density functional theory (DFT) level, and then evaluating many-body corrections within the GW approximation (Methods). The resulting band structure is highly anisotropic (Fig. 1b), the conduction band being

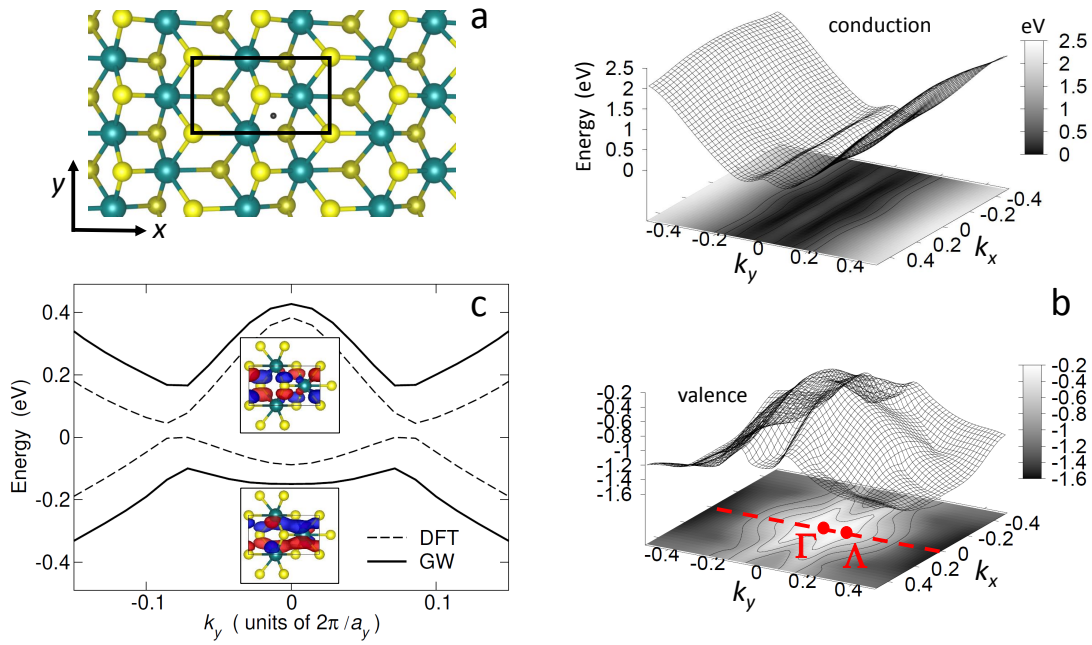


Figure 1: **Electronic band structure of T'-MoS₂.** **a**, Stick-and-ball model of the crystal (projection on the plane of Mo atoms). The turquoise (yellow) colour labels Mo (S) atoms, and the light / dark shadow distinguishes S atoms lying above / below the Mo plane. The black dot highlights the inversion center, located at midpoint between two Mo atoms. The y axis of the unitary cell (black frame) is parallel to the Mo zig-zag chain. **b**, Plot of conduction and valence energy bands, as obtained from first-principles many-body perturbation theory (GW). The unit of k_i is $2\pi/a_i$, with a_i being the lattice constant in the i th direction, $i = x, y$. **c**, Band dispersion along the $\Gamma - \Lambda$ cut (red line in panel b) from density functional theory (DFT, dashed curve) and GW (solid curve) calculations, respectively. Absolute values of GW bands are shifted in energy to facilitate comparison with DFT bands. Insets show the isosurfaces of Bloch state wave functions at the Γ point, with blue / red colours distinguishing negative / positive values.

almost flat in the direction perpendicular to the zig-zag chain. The cut of energy surfaces along the $\Gamma\Lambda$ direction (dashed red line in the Brillouin zone domain of Fig. 1b) clarifies why T' -MoS₂ is a QSH insulator. As shown in Fig. 1c, the overlap of p and d bands forms two valleys located at $\mathbf{k} = \pm\Lambda$, similar to Dirac valleys of graphene. Like in the Kane-Mele model¹, spin-orbit interaction opens a gap, acting as a valley-dependent magnetic field for each spin species: hence the valley contributions to the topological invariant \mathbb{Z}_2 do not cancel out^{1,2}. Importantly, the GW renormalization of the DFT gap is gigantic (respectively solid and dashed lines in Fig. 1c), which points to the relevance of electronic interactions.

From the solution of Bethe-Salpeter equation (Methods) we find that the binding energy of the lowest exciton exceeds the GW gap by 32 meV, hence T' -MoS₂ is unstable against the spontaneous generation of excitons. The exciton probability weight in momentum space is localized in the two Λ valleys (Fig. 2b): the weight is stretched along the k_x direction, following the energy profile of uncorrelated e - h pairs excited with zero total momentum. This exciton is eight-fold degenerate within numerical accuracy, as multiplet states include both bonding and antibonding combinations of the wave functions in the two valleys, for all possible e and h spin projections along the two-fold screw axis y (cf. Fig. 1a); the spin full rotational symmetry is reduced to a rank-two representation by spin-orbit interaction. The exciton wave function in real space is shown in Fig. 2a as the conditional probability of finding a bound electron (red colour), provided the hole position is fixed (black dot): this density is substantially delocalized in the direction of the Mo zig-zag chain, consistently with Fig. 2b.

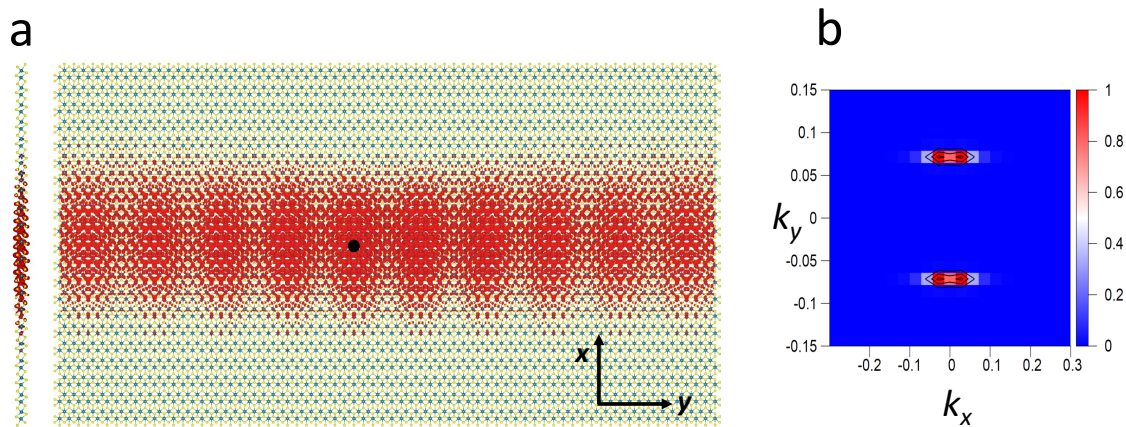


Figure 2: **Exciton wave function from first principles.** **a**, Exciton wave function square modulus, as obtained from Bethe-Salpeter equation (GW-BSE). The contour plot (red colour) is the probability density to locate the bound electron once the hole position is fixed (black dot). The figure contains 21 and 69 unit cells in the x and y direction, respectively. Note the delocalization in real space along the y direction of Mo zig-zag chains. **b**, Exciton wave function square modulus in the reciprocal space region around the Λ points.

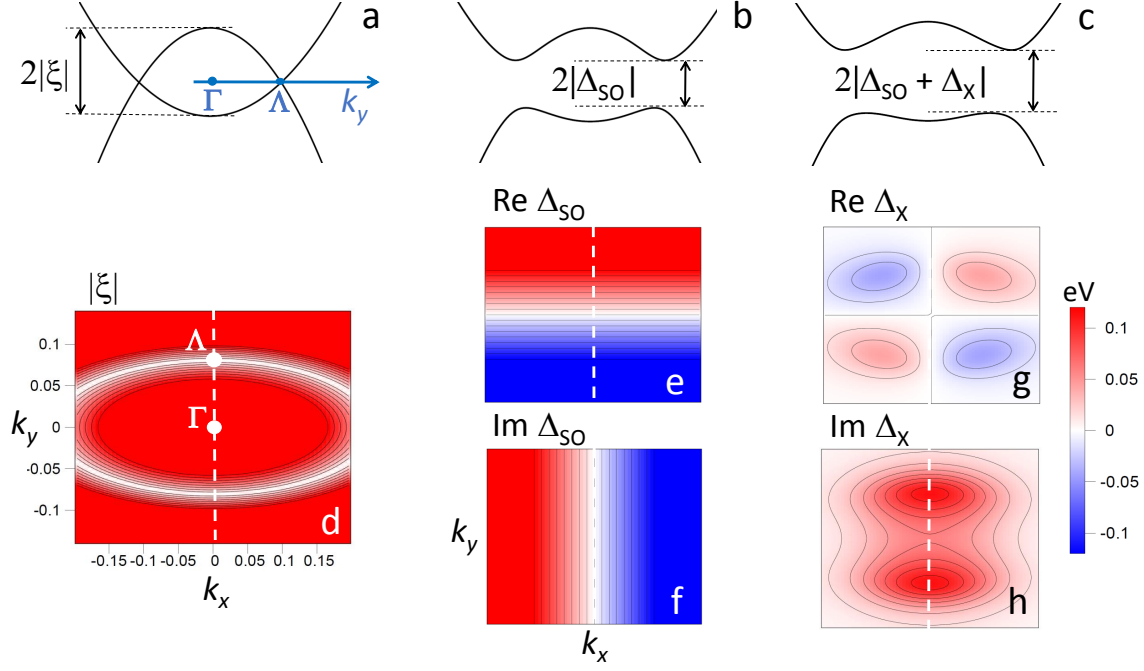


Figure 3: **Topological vs excitonic order.** **a-c**, Sketches of gap-opening mechanisms. Starting from the semimetal in the absence of interband hybridization (panel a), a gap opens due to spin-orbit coupling, Δ_{SO} (panel b). The self-consistent excitonic hybridization, Δ_X , further increases the gap (panel c), which is $\approx 2|\Delta_{SO} + \Delta_X|$ for the spin branch $\lambda = +$ and located close to Λ . **d-h**, Contour maps of half $e - h$ excitation energy of the semimetal, $|\xi(\mathbf{k})|$ (panel d), Δ_{SO} (real and imaginary parts respectively in panels e and f), Δ_X (panels g and h). Since both $\text{Im}\{\Delta_{SO}\}$ and $\text{Re}\{\Delta_X\}$ vanish around Λ , the two remaining gap-opening components, $\text{Re}\{\Delta_{SO}\}$ and $\text{Im}\{\Delta_X\}$, add together without interfering.

Topological excitonic insulator. The excitonic instability reminds us of the Cooper problem of two bound electrons filling a Fermi sea: whereas the gluing of $e - e$ pairs heralds the transition to the Bardeen-Cooper-Schrieffer superconductor, the strong binding of $e - h$ pairs signals the formation of the excitonic insulator: both Cooper pairs and excitons collectively enforce the many-body gap, which is the self-consistent order parameter³². Were T' -MoS₂ a semimetal (Fig. 3a), the analogy would be complete at the formal level, as the excitonic order parameter, Δ_X , would then hybridize conduction and valence bands, opening a gap⁷. However, the actual bands are effectively hybridized by spin-orbit interaction, Δ_{SO} (Fig. 3b), hence the role of Δ_X requires further clarification (Fig. 3c).

Following the seminal work by Volkov and Kopayev⁹, a key observation is that Δ_{SO} and Δ_X have opposite parity in \mathbf{k} space. In order to preserve the inversion symmetry of the crystal, Δ_{SO} must be odd, $\Delta_{SO}(\mathbf{k}) = -\Delta_{SO}(-\mathbf{k})$, as the periodic parts of conduction and valence states transform like p_y and d_{yz} orbitals, respectively, as illustrated by their wave functions at Γ (insets in Fig. 1c). Since Δ_X is associated to the lowest-exciton wave function in \mathbf{k} space³², it must have s -wave symmetry, $\Delta_X(\mathbf{k}) = \Delta_X(-\mathbf{k})$. Besides, the spin degeneracy associated with the exciton that drives the instability rules out the breaking of time reversal symmetry. Together, these conditions provide us with a tractable two-band model, by reducing the number of independent order parameters from eight (the spin-resolved, complex interband hybridizations) to two, i.e., the real and imaginary parts of $\Delta_X(\mathbf{k})$ (see Methods).

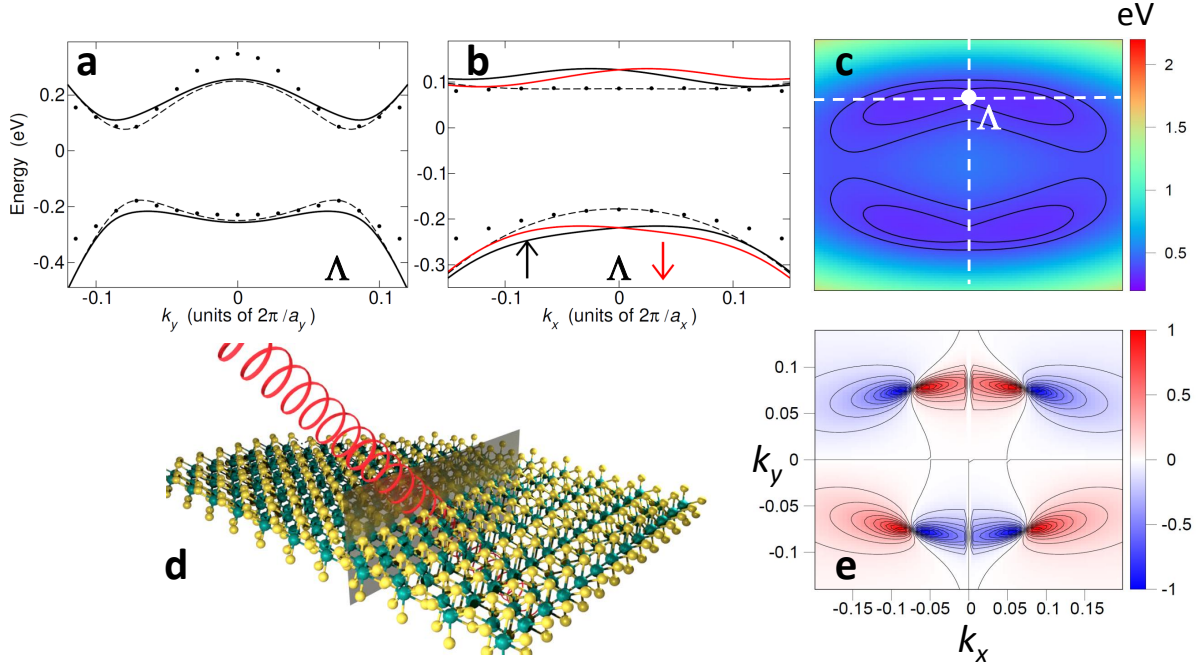


Figure 4: **Signatures of the topological excitonic insulator.** **a-b,** Energy bands of the topological excitonic insulator along directions $k_x = 0$ (panel a, solid line) and $k_y = \Lambda$ (panel b, solid black and red lines label opposite spin projections). The two-fold rotational symmetry along the y axis preserves spin degeneracy for $k_x = 0$. Dotted lines are first-principles GW data and dashed lines are effective-mass fits for $\Delta_X = 0$. **c,** Contour map of lowest $e - h$ excitation energy in \mathbf{k} space, $E_c(\mathbf{k}) - E_v(\mathbf{k})$. White dashed lines are the cuts shown in panels a and b. **d,** Optical absorption configuration: the wave vectors of incoming circularly polarized photons lie in the vertical plane containing the Mo zigzag chain (sketch). **e,** Contour map of the degree of optical polarization, $\eta(\mathbf{k})$, as defined in the text, which depends on the energy of the photon absorbed in the edge transition shown in panel c.

The mean-field Hamiltonian in \mathbf{k} space, $\hat{\mathcal{H}}(\mathbf{k}) = \hat{\mathcal{H}}_{\text{QSH}}(\mathbf{k}) + \hat{\mathcal{H}}_{\text{X}}(\mathbf{k})$, is therefore a 4×4 matrix that acts on vectors spanned by spin-resolved p and d Bloch states at Γ . It adds the excitonic term, $\hat{\mathcal{H}}_{\text{X}}$, to the single particle term, $\hat{\mathcal{H}}_{\text{QSH}}$, based on an effective-mass model² of GW bands:

$$\hat{\mathcal{H}}_{\text{QSH}} = \frac{\varepsilon_p + \varepsilon_d}{2} \hat{\mathbb{I}}_{\tau} \otimes \hat{\mathbb{I}}_{\sigma} + \frac{\varepsilon_p - \varepsilon_d}{2} \hat{\tau}_z \otimes \hat{\mathbb{I}}_{\sigma} - \text{Im}\{\Delta_{\text{SO}}\} \hat{\tau}_y \otimes \hat{\mathbb{I}}_{\sigma} + \text{Re}\{\Delta_{\text{SO}}\} \hat{\tau}_x \otimes \hat{\sigma}_x. \quad (1)$$

Here the model parameters are the band inversion and effective masses of p and d energy bands, $\varepsilon_p(\mathbf{k})$ and $\varepsilon_d(\mathbf{k})$ [plotted in Fig. 3d as $\xi(\mathbf{k}) = (\varepsilon_p - \varepsilon_d)/2$], as well as the velocities, v_1 and v_2 , associated with the complex spin-orbit interaction, $\Delta_{\text{SO}}(\mathbf{k}) = \hbar v_2 k_y - i \hbar v_1 k_x$ (Figs. 3e and 3f). $\hat{\sigma}_{\alpha}$ and $\hat{\mathbb{I}}_{\sigma}$ are the 2×2 Pauli matrices and identity in spin space, whereas $\hat{\tau}_{\alpha}$ and $\hat{\mathbb{I}}_{\tau}$ act on the pseudospin space of p and d orbital components ($\alpha = x, y, z$). The chosen parameters provide good matching between model and first-principles GW bands (respectively dashed and dotted lines in Figs. 4a and 4b) in the \mathbf{k} -space region of interest. The excitonic hybridization, $\Delta_{\text{X}}(\mathbf{k})$, which appears in

$$\hat{\mathcal{H}}_{\text{X}} = \text{Re}\{\Delta_{\text{X}}\} \hat{\tau}_x \otimes \hat{\mathbb{I}}_{\sigma} - \text{Im}\{\Delta_{\text{X}}\} \hat{\tau}_y \otimes \hat{\sigma}_x, \quad (2)$$

is obtained numerically (Figs. 3g and 3h) by solving two self-consistent coupled equations [see (6) and (7) below], ruled by the screened Coulomb interaction, $W(\mathbf{k})$, which we extract from first principles (Supplementary Figure 1). In the QSH phase these equations only admit the trivial solution, $\Delta_{\text{X}} = 0$. The agreement between effective-mass (Supplementary Figure 2) and first-principles (Fig. 2b) exciton wave functions points to the reliability of the two-band model.

The conduction and valence bands of the excitonic insulator are respectively $E_{c\lambda}(\mathbf{k}) = (\varepsilon_p + \varepsilon_d)/2 + E_{\mathbf{k}\lambda}$ and $E_{v\lambda}(\mathbf{k}) = (\varepsilon_p + \varepsilon_d)/2 - E_{\mathbf{k}\lambda}$, where $E_{\mathbf{k}\lambda} = [\xi^2 + |\Delta_{\text{SO}} \lambda \Delta_{\text{X}}|^2]^{1/2}$ and

$\lambda = \pm$ is a quantum label that reduces to the spin projection in the absence of spin-orbit interaction. Low-lying $e - h$ excitations close to the gap (Fig. 4c), of energies $E_{c\lambda}(\mathbf{k}) - E_{v\lambda'}(\mathbf{k})$, occur at the pristine semimetal Fermi surface, which is an ellipse in \mathbf{k} space obeying $\xi = 0$ (white colour in Fig. 3d). In particular, as shown in Figs. 3e-h, at Λ points both $\text{Im}\{\Delta_{\text{SO}}\}$ and $\text{Re}\{\Delta_{\text{X}}\}$ vanish, hence $\text{Re}\{\Delta_{\text{SO}}\}$ and $\text{Im}\{\Delta_{\text{X}}\}$ add quadratically without interfering, resulting in the approximate gap value $E_{c\lambda}(\Lambda) - E_{v\lambda'}(\Lambda) = 2[(\text{Re}\{\Delta_{\text{SO}}\})^2 + (\text{Im}\{\Delta_{\text{X}}\})^2]^{1/2}$. Therefore, the insulator is simultaneously excitonic and topological (QSHX), as an effect of the self-organization of $\Delta_{\text{X}}(\mathbf{k})$. This may be checked most easily by adiabatic continuation, since the pristine QSH gap smoothly increases as the temperature is lowered below the critical value of the QSHX phase, around 700 K (blue curve in Fig. 5b). We explicitly calculate \mathbb{Z}_2 in Supplementary Note 1.

Fingerprints The excitonic hybridization spontaneously breaks the inversion symmetry of the crystal ($\hat{\mathcal{H}}_{\text{X}}$ anticommutes with the inversion operator, $\hat{I} = -\hat{\tau}_z \otimes \hat{\mathbb{I}}_{\sigma}$), which leads to clear-cut observable properties. The Kramers degeneracy of bands is lifted, as shown in Fig. 4b (black and red solid lines point to the two spin projections), with band splittings reaching a maximum of about 20 meV for $k_x \sim 0.05 - 0.1$ [units of $(2\pi)/a_x$] and vanishing on the $\Gamma\Lambda$ line (solid black line in Fig. 4a), as a consequence of the two-fold rotational symmetry that restores degeneracy. The QSHX phase exhibits circular dichroism, like monolayer H -MoS₂ (Refs. 33, 34): the optical absorption of a photon whose wave vector lies in the yz plane (Fig. 4d), \mathcal{A} , depends on the circular polarization of the photon itself, σ^+ or σ^- . Figure 4e shows the \mathbf{k} -resolved degree of optical

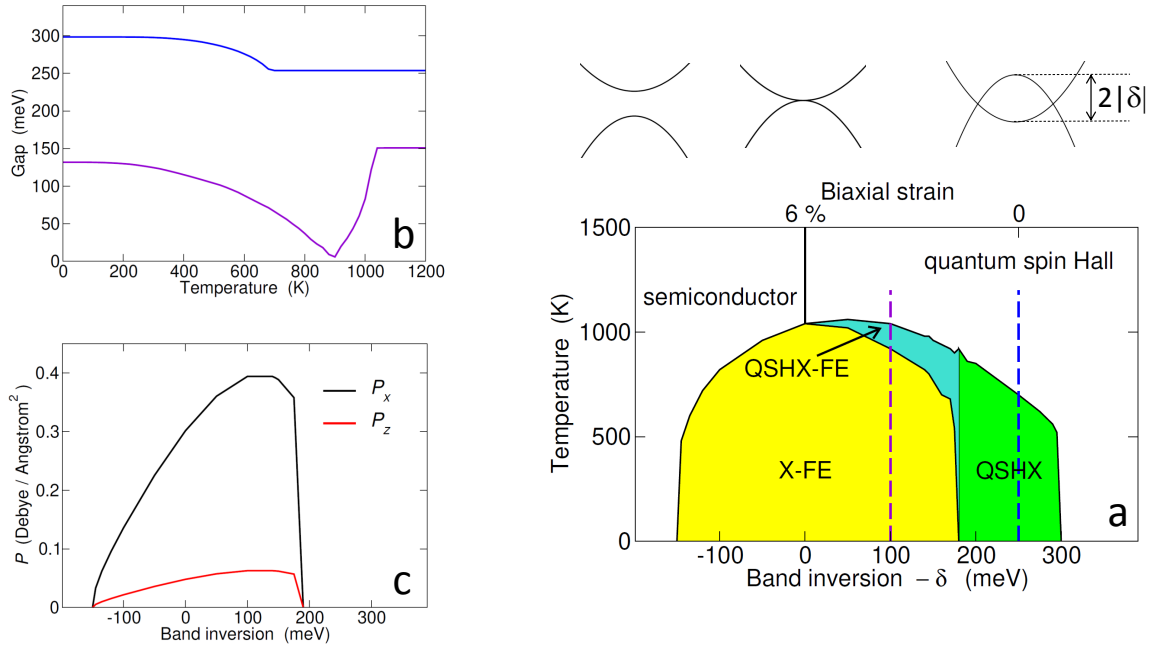


Figure 5: Phase diagram vs strain and temperature. **a**, Phase diagram in the temperature – biaxial strain space. Strain is mapped into band inversion, $-\delta$, as illustrated by the insets (in the sketches $\Delta = 0$). QSHX labels the topological excitonic insulator (predicted at zero strain), QSHX-FE the ferroelectric topological excitonic phase, and X-FE the topologically trivial, ferroelectric excitonic phase. **b**, Energy gap vs temperature along selected cuts in the phase diagram (violet and blue dashed lines in panel a), corresponding respectively to $-\delta = 100$ meV (violet curve) and $-\delta = 250$ meV (blue curve). The QSHX (-FE) gap is larger (smaller) than the QSH gap at high temperature due to the lack of interference (destructive interference) between excitonic and topological orders. **c**, Permanent electric dipole along x and z direction vs band inversion at zero temperature.

polarization³³,

$$\eta(\mathbf{k}) = \frac{\mathcal{A}(\sigma^+) - \mathcal{A}(\sigma^-)}{\mathcal{A}(\sigma^+) + \mathcal{A}(\sigma^-)}, \quad (3)$$

evaluated for the optical transition from the highest valence to the lowest conduction band, whose excitation energy, $E_{c\lambda}(\mathbf{k}) - E_{v\lambda}(\mathbf{k})$, is shown in Fig. 4c. Remarkably, as $\eta(\mathbf{k})$ circles around the semimetal Fermi surface, it modulates from its lower to its upper bound, respectively -1 (blue color in Fig. 4e) and $+1$ (red colour). These limit values are effectively optical selection rules coupling orbital and spin degrees of freedom, like in the case of monolayer H -MoS₂. On the contrary, in the QSH ground state $\eta(\mathbf{k}) = 0$ at each \mathbf{k} point, since the microscopic transverse currents, which are responsible of the net angular momentum, exactly cancel out due to Kramers degeneracy³⁵. We expect the dichroic signal to survive to final-state interactions, not included in our calculation (Methods), and hence disclose the intrinsic chirality of the QSHX ground state.

Excitonic phases and ferroelectricity The application of biaxial strain to T' -MoS₂ is a practical handle to tune the band inversion² and hence the energy scales ruling the ground state, as shown in Fig. 5a. Excitonic correlations tend to destroy topological order as the band overlap is suppressed, since Δ_{SO} decreases while Δ_X increases. Such balance eventually leads to a topologically trivial excitonic insulator (region in yellow colour, X-FE), after crossing a phase allowing for destructive interference between Δ_{SO} and Δ_X (cyan colour, QSHX-FE). This tiny intermediate region, located around the value of 180 meV, is broadened by temperature up to the frontier with the QSH phase. The topological character of each phase is made evident by the cuts of the phase diagram along the temperature axis (violet and blue dashed lines in Fig. 5a) displayed in Fig. 5b. Starting from the

QSH phase and lowering the temperature, the gap increases when entering the QSHX phase (blue curve) but decreases while crossing the QSHX-FE region (violet curve), until the gap closes and opens again in the, now topologically trivial, X-FE phase (cf. Supplementary Note 1).

Both QSHX-FE and X-FE phases totally distort the pristine C_{2h} symmetry by breaking the screw axis symmetry along y (Supplementary Figure 4), in addition to inversion. This is related to the macroscopic condensation of the exciton electric dipole in the xz plane, which makes the system ferroelectric¹⁹. Contrary to usual ferroelectrics, like BaTiO₃, here the permanent electric dipole, \mathbf{P} , is not due to the displacement of anions and cations but to the modulation of the electronic charge density associated with the exciton polarization (Fig. 5c). This may open fascinating new routes, like the realization of ultrafast switches between conductive and insulating (ferroelectric) behavior, locally controllable by strain or screening, or the exploration of exotic electronic collective modes¹⁹, coherently radiating in the THz range.

In conclusion, we have demonstrated that a paradigmatic two-dimensional topological insulator is also an excitonic insulator, by combining calculations from first principles with a self-consistent mean-field model. We expect our results to be relevant to other T' polytypes, including those that are semimetal according to MBPT, like WTe₂, which are harder to simulate in view of the enhanced screening of $e - h$ interactions. In particular, WTe₂ owns the record temperature of 100 K for the QSH effect³ and exhibits unexpected but intriguing properties that might be related to the excitonic insulator, like ferroelectricity²⁰ and gate-induced superconductivity^{24,36} in close

proximity to the insulating phase.

Methods

Computational details of many-body perturbation theory from first principles. *The ground-state structure and Kohn-Sham states* were calculated for a single layer of T' -MoS₂ by using a DFT approach, as implemented in the Quantum ESPRESSO package³⁷. The generalized gradient approximation (GGA) PBE parametrization³⁸ was adopted together with plane wave basis set and norm-conserving pseudopotentials to model the electron-ion interaction. Fully relativistic pseudopotentials treating the sp semicore states of the transition metal atoms as valence electrons were employed. The kinetic energy cutoff for the wave functions was set to 90 Ry. The Brillouin zone was sampled by using a $16 \times 16 \times 1$ \mathbf{k} -point grid. The supercell size perpendicular to the T' -MoS₂ layer was set to $a_z = 15.98$ Å and checked to be large enough to avoid spurious interactions with its replica.

The equilibrium atomic lattice parameters were obtained by performing a full relaxation of the cell and atomic positions. The obtained equilibrium lattice parameters, $a_x = 5.74$ Å, $a_y = 3.19$ Å, as well as the Kohn-Sham electronic gap were in very good agreement with previous literature².

*Many-body perturbation theory*⁴ calculations were performed using the Yambo code^{39,40}. Many-body corrections to the Kohn-Sham eigenvalues were calculated within the G_0W_0 approximation to the self-energy operator, where the dynamic dielectric function was obtained within the plasmon-pole approximation⁴¹. The spectrum of excited states was then computed by solving the

Bethe-Salpeter equation (BSE). The static screening in the direct term was calculated within the random-phase approximation with inclusion of local field effects; the Tamm-Dancoff approximation for the BSE Hamiltonian was employed after having verified that the correction introduced by coupling the resonant and antiresonant part was negligible. Converged excitation energies were obtained considering respectively 2 valence and 2 conduction bands in the BSE matrix. For the calculations of the GW band structure and the Bethe-Salpeter matrix, the Brillouin zone was sampled with a $70 \times 35 \times 1$ \mathbf{k} -point grid. A kinetic energy cutoff of 60 Ry was used for the evaluation of the exchange part of the self energy and 10 Ry for the screening matrix size. 248 unoccupied bands were used to build the polarizability and integrate the self-energy. The Coulomb interaction was truncated⁴² in the layer-normal direction to avoid spurious interactions with the image systems. Note that the GW gap obtained in this work (0.26 eV) is similar to the value reported in Ref. 43 calculated at HSE06 level (0.23 eV). A smaller value of the $G0W0$ gap (0.08 eV) is instead reported in Ref. 2. The observed discrepancy can be probably explained by the use of a non-truncated Coulomb potential in that work. The approach used in the GW and BSE calculations takes into account the full spinorial nature of the electronic Kohn-Sham states, providing superior accuracy than perturbative treatments of spin-orbit coupling.

Two-band model and self-consistent mean-field theory. The effective-mass Hamiltonian, $\hat{\mathcal{H}}(\mathbf{k}) = \hat{\mathcal{H}}_{\text{QSH}}(\mathbf{k}) + \hat{\mathcal{H}}_{\text{X}}(\mathbf{k})$, acts on four-component vectors, $(u_{\uparrow}(\mathbf{k}), v_{\uparrow}(\mathbf{k}), u_{\downarrow}(\mathbf{k}), v_{\downarrow}(\mathbf{k}))$, with $u_{\sigma}(\mathbf{k})$ and $v_{\sigma}(\mathbf{k})$ being the spin- and \mathbf{k} -resolved envelope functions⁴⁴ of the p_y and d_{yz} Bloch states at Γ , respectively, and $\sigma = \uparrow, \downarrow$. The vector normalization is such that $\sum_{\sigma} (|u_{\sigma}(\mathbf{k})|^2 + |v_{\sigma}(\mathbf{k})|^2) = 1$.

QSH Hamiltonian. The non-interacting term of Eq. (1), $\hat{\mathcal{H}}_{\text{QSH}}$, is modelled after Ref. 2 to provide the bands of the QSH insulator—renormalized within the GW approximation—by accounting for the spin-orbit interaction. It complies with the C_{2h} point symmetry group, which includes the inversion, $\hat{I} = -\hat{\tau}_z \otimes \hat{\mathbb{I}}_\sigma$, and the two-fold screw axis rotation along y , $\hat{C}_{2y} = i \hat{\tau}_z \otimes \hat{\sigma}_y$. The band dispersions are $\varepsilon_p(\mathbf{k}) = -\delta - \hbar^2 k_x^2 / (2m_{px}) - \hbar^2 k_y^2 / (2m_{py})$ and $\varepsilon_d(\mathbf{k}) = \delta + \hbar^2 k_x^2 / (2m_{dx}) + \hbar^2 k_y^2 / (2m_{dy})$, with $-\delta$ being the band inversion. We optimize the matching with first-principles GW bands by choosing $\delta = -250$ meV, $m_{px}/m_e = 0.6$, $m_{py}/m_e = 0.31$, $m_{dx}/m_e = 2.48$, $m_{dy}/m_e = 0.5$, $v_1 = 1.5 \cdot 10^{15}$ Å/s, $v_2 = 1.3 \cdot 10^{15}$ Å/s (m_e is the free electron mass).

Excitonic hybridization. The mean-field excitonic Hamiltonian, $\hat{\mathcal{H}}_X(\mathbf{k})$, in principle accounts for eight independent order parameters, i.e., the four complex hybridization terms coupling all possible pairs of conduction- and valence-band spin projections. The form (2) complies with the constrain that $\hat{\mathcal{H}}_X$ is even in \mathbf{k} , $\hat{\mathcal{H}}_X(\mathbf{k}) = \hat{\mathcal{H}}_X(-\mathbf{k})$, and invariant under time reversal, $\hat{\Theta} \hat{\mathcal{H}}_X(-\mathbf{k}) = \hat{\mathcal{H}}_X(\mathbf{k}) \hat{\Theta}$, where $\hat{\Theta} = i \hat{\mathbb{I}}_\tau \otimes \hat{\sigma}_y \hat{K}$ and \hat{K} are the time-reversal and the complex conjugation operator, respectively. The excitonic hybridization terms are derived from the interband Coulomb interaction through the usual mean-field decoupling procedure, as

$$\text{Re}\{\Delta_X(\mathbf{k})\} = - \sum_{\mathbf{k}'} W(\mathbf{k} - \mathbf{k}') \langle p_{\mathbf{k}'\uparrow}^\dagger d_{\mathbf{k}'\uparrow} \rangle, \quad (4)$$

and

$$\text{Im}\{\Delta_X(\mathbf{k})\} = - \sum_{\mathbf{k}'} W(\mathbf{k} - \mathbf{k}') \langle p_{\mathbf{k}'\uparrow}^\dagger d_{\mathbf{k}'\downarrow} \rangle, \quad (5)$$

where the Fermi field operators $p_{\mathbf{k}\sigma}$ and $d_{\mathbf{k}\sigma}$ destroy electrons occupying p and d Bloch states, respectively, and the symbol $\langle \dots \rangle$ stands for the quantum statistical average [the expressions (4)

and (5) do not change as one reverses the spins of $p_{\mathbf{k}\sigma}^\dagger$ and $d_{\mathbf{k}\sigma'}$ simultaneously]. Whereas quantum and thermal fluctuations are believed to disrupt long range order in low dimensions, here we expect that excitonic correlations are stabilized by the long range of the Coulomb interaction, as verified in the one-dimensional case through extensive quantum Monte Carlo simulations²⁵.

Dressed interaction. The key quantity above is the \mathbf{q} -resolved screened Coulomb interaction⁴⁵, $W(\mathbf{q}) = V_0(\mathbf{q})/(1 + 2\pi\alpha_{2D}|\mathbf{q}|)$, which we fit to the one obtained from first principles within the random phase approximation (Supplementary Figure 1). The long-wavelength term, $V_0(\mathbf{q}) \sim 1/|\mathbf{q}|$, is unscreened in two dimensions⁴⁵ and hence the dominant contribution to $e - h$ attraction. Since the prefactor of $1/|\mathbf{q}|$ is determined by the dimensions of the supercell used in the first-principles calculation⁴², i.e., $a_x = 5.743 \text{ \AA}$, $a_y = 3.191 \text{ \AA}$, $a_z = 15.98 \text{ \AA}$, the only free parameter is the two-dimensional polarizability⁴⁵, α_{2D} . We adjust α_{2D} to match effective-mass and first-principles exciton binding energies, with $\alpha_{2D} = 10.75$ corresponding to the three-dimensional dielectric constant of 9.5 for the stack of T' -MoS₂ monolayers—the actual bulk of the supercell calculation⁴⁵. This latter figure reasonably compares with the values—between 10 and 20—assumed by the first-principles dielectric function in the q -range of $0.02 \div 0.05$ [units of $(2\pi)/a_x$].

Eigenvectors. The eigenvectors of $\hat{\mathcal{H}}(\mathbf{k})$ are the conduction and valence band states of the correlated insulator. The first of the two valence bands, $(v, \lambda = +)$, has as wave function envelopes $u_\sigma(\mathbf{k}, v, +) = u_0/\sqrt{2}$ and $v_\sigma(\mathbf{k}, v, +) = iv_0 \exp(-i\varphi)/\sqrt{2}$, with u_0 and v_0 positive numbers whose magnitudes are given by $u_0^2 = 1/2[1 - \xi(\mathbf{k})/E_{\mathbf{k}+}]$ and $u_0^2 + v_0^2 = 1$; the phase is provided by $iu_0v_0 \exp(i\varphi) = (\Delta_{\text{SO}} + \Delta_{\text{X}})/2E_{\mathbf{k}+}$. The second band, $(v, \lambda = -)$, has $u_\sigma(\mathbf{k}, v, -) = -\sigma u'_0/\sqrt{2}$

and $v_\sigma(\mathbf{k}, v, -) = -\sigma i v'_0 \exp(i\varphi')/\sqrt{2}$ (the spin index takes the values $\sigma = \pm$ when occurring in the body of a formula), with $u_0'^2 = 1/2[1 - \xi(\mathbf{k})/E_{\mathbf{k}-}]$, $u_0'^2 + v_0'^2 = 1$, and $i u_0' v_0' \exp(i\varphi') = (\Delta_{\text{SO}} - \Delta_X)/2E_{\mathbf{k}-}$. The envelopes of conduction bands (c, λ) have similar expressions, which are obtained from $u_\sigma(\mathbf{k}, v, \lambda)$ and $v_\sigma(\mathbf{k}, v, \lambda)$ by swapping u_0 for v_0 (u_0' for v_0') in the formulae and simultaneously adding π to φ (φ').

Self-consistent equations. The many-body ground state, $|\Psi_0\rangle$, is the Slater determinant with all valence band states filled, i.e., $|\Psi_0\rangle = \prod_{\mathbf{k}} \gamma_{\mathbf{k},v,+}^\dagger \gamma_{\mathbf{k},v,-}^\dagger |0\rangle$, where $|0\rangle$ is the vacuum and $\gamma_{\mathbf{k},\alpha,\lambda} = \sum_{\sigma} u_\sigma(\mathbf{k}, \alpha, \lambda) p_{\mathbf{k}\sigma} + v_\sigma(\mathbf{k}, \alpha, \lambda) d_{\mathbf{k}\sigma}$ is the Fermi operator destroying an electron occupying the eigenstate of $\hat{\mathcal{H}}(\mathbf{k})$ of wave vector \mathbf{k} and band index (α, λ) , with $\alpha = c, v$. The knowledge of many-body states, together with Eqs. (4) and (5), allows us to write explicitly the self-consistent equations for Δ_X ,

$$\begin{aligned} \text{Re}\{\Delta_X(\mathbf{k})\} &= \frac{1}{4} \sum_{\mathbf{k}'} W(\mathbf{k} - \mathbf{k}') \left[\frac{\text{Re}\{\Delta_X(\mathbf{k}')\} + \hbar v_2 k'_y}{E_{\mathbf{k}'_+}} [f_F(E_{v_+}(\mathbf{k}')) - f_F(E_{c_+}(\mathbf{k}'))] \right. \\ &\quad \left. + \frac{\text{Re}\{\Delta_X(\mathbf{k}')\} - \hbar v_2 k'_y}{E_{\mathbf{k}'_-}} [f_F(E_{v_-}(\mathbf{k}')) - f_F(E_{c_-}(\mathbf{k}'))] \right], \end{aligned} \quad (6)$$

and

$$\begin{aligned} \text{Im}\{\Delta_X(\mathbf{k})\} &= \frac{1}{4} \sum_{\mathbf{k}'} W(\mathbf{k} - \mathbf{k}') \left[\frac{\text{Im}\{\Delta_X(\mathbf{k}')\} - \hbar v_1 k'_x}{E_{\mathbf{k}'_+}} [f_F(E_{v_+}(\mathbf{k}')) - f_F(E_{c_+}(\mathbf{k}'))] \right. \\ &\quad \left. + \frac{\text{Im}\{\Delta_X(\mathbf{k}')\} + \hbar v_1 k'_x}{E_{\mathbf{k}'_-}} [f_F(E_{v_-}(\mathbf{k}')) - f_F(E_{c_-}(\mathbf{k}'))] \right]. \end{aligned} \quad (7)$$

Here $f_F(E) = (\exp \beta(E - \mu) + 1)^{-1}$ is the Fermi distribution function, $\beta = 1/k_B T$ is inversely proportional to the temperature T , k_B is Boltzmann's constant, and μ is the equilibrium chemical potential, which we place at midgap neglecting small deviations expected at finite temperature.

Note that the divergence of W at long wavelength is harmless since the interaction is integrated over the Brillouin zone. Equations (6) and (7), which are coupled together essentially through the denominators $E_{\mathbf{k}'\lambda}$, allow for the trivial solution $\Delta_x(\mathbf{k}) \equiv 0$ in the QSH phase. The non trivial solution is obtained numerically through recursion, using the \mathbf{k} -resolved exciton wave function as a first-iteration seed²⁵, which allows for quick and robust convergence.

Topological invariant \mathbb{Z}_2 . We derive the topological invariant \mathbb{Z}_2 by applying the test originally developed by Kane and Mele for graphene⁴⁶ to $\hat{\mathcal{H}}(\mathbf{k})$. This relies on the evaluation of the overlap, $P(\mathbf{k})$, between the single-particle state (\mathbf{k}, v, λ) and the time reversed of $(\mathbf{k}, v, -\lambda)$,

$$P(\mathbf{k}) = \langle \mathbf{k}, v, \lambda | \hat{\Theta} | \mathbf{k}, v, -\lambda \rangle_{\text{sp}} = u_0 u'_0 - v_0 v'_0 e^{i(\varphi - \varphi')}, \quad (8)$$

with $\langle \dots \rangle_{\text{sp}}$ being the scalar product between four-component vectors. In Supplementary Note 1 we assess the number of pairs of zeroes of $P(\mathbf{k})$ occurring at \mathbf{k}^* and $-\mathbf{k}^*$, which at once characterizes the topology of the many-body state.

Circular dichroism and permanent electric dipole. The degree of optical polarization, $\eta(\mathbf{k})$, is defined by Eq. (3) through the optical absorption, $\mathcal{A}(\sigma^\pm)$, of a photon having circular polarization, σ^+ or σ^- , and wave vector lying in the yz plane. We evaluate $\mathcal{A}(\sigma^\pm)$ through Fermi golden rule,

$$\mathcal{A}(\sigma^\pm) = \frac{2\pi}{\hbar} \sum_{\lambda} \left| \langle \Psi_0 | \mathcal{D}(\sigma^\pm) \gamma_{\mathbf{k}c\lambda}^\dagger \gamma_{\mathbf{k}v\lambda} | \Psi_0 \rangle \right|^2 \delta(\hbar\omega - E_c(\mathbf{k}) + E_v(\mathbf{k})), \quad (9)$$

by selecting the minimum $e - h$ pair excitation energy available at a given point in \mathbf{k} space, $E_c(\mathbf{k}) - E_v(\mathbf{k})$, i.e., the photon energy $\hbar\omega$ depends on \mathbf{k} , as shown in Fig. 4c. The light-matter

interaction within the dipole approximation,

$$\mathcal{D}(\sigma^\pm) = e (\mathcal{E}_x x_\Gamma \pm i \mathcal{E}_z z_\Gamma) \sum_{\mathbf{k}\sigma} \left(p_{\mathbf{k}\sigma}^\dagger d_{\mathbf{k}\sigma} + d_{\mathbf{k}\sigma}^\dagger p_{\mathbf{k}\sigma} \right), \quad (10)$$

depends on the (real) coordinate interband matrix elements evaluated at Γ , x_Γ and z_Γ , which we extract from first principles ($x_\Gamma = 1.94 \text{ \AA}$, $z_\Gamma = 0.308 \text{ \AA}$, $y_\Gamma = 0$ due to symmetry). Here $\mathcal{E}_x = \mathcal{E}_z = \mathcal{E}$ is the electric field, and the sign \pm picks up the helicity of the field that is circularly polarized in the xz plane. The permanent electric dipole, $\langle \mathbf{P} \rangle$, is the equilibrium average of the periodic part of the interband dipole operator over the many-body ground state¹⁹,

$$\langle \mathbf{P} \rangle = \frac{e (x_\Gamma \mathbf{i} + z_\Gamma \mathbf{k})}{N_x a_x N_y a_y} \sum_{\mathbf{k}\sigma} \left\langle p_{\mathbf{k}\sigma}^\dagger d_{\mathbf{k}\sigma} + d_{\mathbf{k}\sigma}^\dagger p_{\mathbf{k}\sigma} \right\rangle, \quad (11)$$

where $N_x N_y$ is the number of unit cells used in the simulation.

References

1. Kane, C. L. & Mele, E. J. Quantum spin Hall effect in graphene. *Phys. Rev. Lett.* **95**, 226801 (2005). URL <https://link.aps.org/doi/10.1103/PhysRevLett.95.226801>.
2. Qian, X., Liu, J., Fu, L. & Li, J. Quantum spin Hall effect in two-dimensional transition metal dichalcogenides. *Science* **346**, 1344–1347 (2014).
3. Wu, S. *et al.* Observation of the quantum spin Hall effect up to 100 Kelvin in a monolayer crystal. *Science* **359**, 76–79 (2018). URL <http://science.sciencemag.org/>

content/359/6371/76. <http://science.sciencemag.org/content/359/6371/76.full.pdf>.

4. Onida, G., Reining, L. & Rubio, A. Electronic excitations: density-functional versus many-body Green's-function approaches. *Rev. Mod. Phys.* **74**, 601–659 (2002).
5. Keldysh, L. V. & Kopayev, Y. V. Possible instability of the semimetallic state against Coulomb interaction. *Fiz. Tverd. Tela* **6**, 2791 (1964). [*Sov. Phys. Sol. State* **6**, 2219 (1965)].
6. des Cloizeaux, J. Excitonic instability and crystallographic anomalies in semiconductors. *J. Phys. Chem. Solids* **26**, 259 (1965).
7. Jérôme, D., Rice, T. M. & Kohn, W. Excitonic insulator. *Phys. Rev.* **158**, 462 (1967).
8. Halperin, B. I. & Rice, T. M. The excitonic state at the semiconductor-semimetal transition. *Solid State Phys.* **21**, 115 (1968).
9. Volkov, V. A. & Kopayev, Y. V. Theory of phase transitions in semiconductors of the A_4B_6 group. *Zh. Eksp. i Teor. Fiz.* **64**, 2184–2915 (1973). [*Sov. Phys.–JETP* **37**, 1103-1108 (1974)].
10. Bernevig, B. A., Hughes, T. L. & Zhang, S.-C. Quantum spin Hall effect and topological phase transition in HgTe quantum wells. *Science* **314**, 1757–1761 (2006). URL <http://science.sciencemag.org/content/314/5806/1757>. <http://science.sciencemag.org/content/314/5806/1757.full.pdf>.

11. König, M. *et al.* Quantum spin Hall insulator state in HgTe quantum wells. *Science* **318**, 766–770 (2007). URL <http://science.sciencemag.org/content/318/5851/766>.
<http://science.sciencemag.org/content/318/5851/766.full.pdf>.
12. Liu, C., Hughes, T. L., Qi, X.-L., Wang, K. & Zhang, S.-C. Quantum spin Hall effect in inverted type-II semiconductors. *Phys. Rev. Lett.* **100**, 236601 (2008).
13. Knez, I., Du, R.-R. & Sullivan, G. Evidence for helical edge modes in inverted InAs/GaSb quantum wells. *Phys. Rev. Lett.* **107**, 136603 (2011).
14. Budich, J. C., Trauzettel, B. & Michetti, P. Time reversal symmetric topological exciton condensate in bilayer HgTe quantum wells. *Phys. Rev. Lett.* **112**, 146405 (2014). URL <https://link.aps.org/doi/10.1103/PhysRevLett.112.146405>.
15. Pikulin, D. I. & Hyart, T. Interplay of exciton condensation and the quantum spin Hall effect in InAs/GaSb bilayers. *Phys. Rev. Lett.* **112**, 176403 (2014). URL <https://link.aps.org/doi/10.1103/PhysRevLett.112.176403>.
16. Du, L. *et al.* Evidence for a topological excitonic insulator in InAs/GaSb bilayers. *Nature Commun.* **8**, 1971 (2017).
17. Xue, F. & MacDonald, A. H. Time-Reversal Symmetry-Breaking Nematic Insulators near Quantum Spin Hall Phase Transitions. *Phys. Rev. Lett.* **120**, 186802 (2018).
18. Zhu, Q., Tu, M. W.-Y., Tong, Q. & Yao, W. Gate tuning from exciton superfluid to quantum anomalous Hall in van der Waals heterobilayer. *Science Advances* **5**, eaau6120 (2019).

URL <http://advances.sciencemag.org/content/5/1/eaau6120>. <http://advances.sciencemag.org/content/5/1/eaau6120.full.pdf>.

19. Portengen, T., Östreich, T. & Sham, L. J. Theory of electronic ferroelectricity. *Phys. Rev. B* **54**, 17452 (1996).
20. Fei, Z. *et al.* Ferroelectric switching of a two-dimensional metal. *Nature* **560**, 336–339 (2018).
21. Jia, Z.-Y. *et al.* Direct visualization of a two-dimensional topological insulator in the single-layer $1T' - \text{WTe}_2$. *Phys. Rev. B* **96**, 041108 (2017). URL <https://link.aps.org/doi/10.1103/PhysRevB.96.041108>.
22. Fei, Z. *et al.* Edge conduction in monolayer WTe_2 . *Nature Physics* **13**, 677–682 (2017).
23. Song, Y.-H. *et al.* Observation of Coulomb gap in the quantum spin Hall candidate single-layer $1T' - \text{WTe}_2$. *Nature Communications* **9**, 4071 (2018). URL <https://doi.org/10.1038/s41467-018-06635-x>.
24. Sajadi, E. *et al.* Gate-induced superconductivity in a monolayer topological insulator. *Science* **362**, 922–925 (2018). URL <https://science.sciencemag.org/content/362/6417/922>. <https://science.sciencemag.org/content/362/6417/922.full.pdf>.
25. Varsano, D. *et al.* Carbon nanotubes as excitonic insulators. *Nature Commun.* **8**, 1461 (2017).

26. Li, J. I. A., Taniguchi, T., Watanabe, K., Hone, J. & Dean, C. R. Excitonic superfluid phase in double bilayer graphene. *Nature Phys.* **13**, 751 (2017).
27. Liu, X., Watanabe, K., Taniguchi, T., Halperin, B. I. & Kim, P. Quantum Hall drag of exciton condensate in graphene. *Nature Phys.* **13**, 746 (2017).
28. Kogar, A. *et al.* Signatures of exciton condensation in a transition metal dichalcogenide. *Science* **358**, 1314–1317 (2017).
29. Lu, Y. F. *et al.* Zero-gap semiconductor to excitonic insulator transition in Ta₂NiSe₅. *Nat. Commun.* **8**, 14408 (2017).
30. Werdehausen, D. *et al.* Coherent order parameter oscillations in the ground state of the excitonic insulator Ta₂NiSe₅. *Sci. Adv.* **4**, aap8652 (2018).
31. Nozières, P. *The theory of interacting Fermi systems* (W. A. Benjamin Inc., New York, 1964).
32. Kohn, W. Metals and insulators. In de Witt, C. & Balian, R. (eds.) *Many-body physics*, 351–411 (Gordon and Breach, New York, 1967).
33. Cao, T. *et al.* Valley-selective circular dichroism of monolayer molybdenum disulphide. *Nature Communications* **3**, 1882 (2012). URL <https://doi.org/doi.org/10.1038/ncomms1882>.

34. Wang, G. *et al.* Colloquium: Excitons in atomically thin transition metal dichalcogenides. *Rev. Mod. Phys.* **90**, 021001 (2018). URL <https://link.aps.org/doi/10.1103/RevModPhys.90.021001>.
35. Yafet, Y. *g* factors and spin-lattice relaxation of conduction electrons. In Seitz, F. & Turnbull, D. (eds.) *Solid state physics*, vol. 14, 1–98 (Academic Press, New York, 1963).
36. Fatemi, V. *et al.* Electrically tunable low-density superconductivity in a monolayer topological insulator. *Science* **362**, 926–929 (2018). URL <https://science.sciencemag.org/content/362/6417/926>. <https://science.sciencemag.org/content/362/6417/926.full.pdf>.
37. Giannozzi, P. *et al.* Quantum ESPRESSO: a modular and open-source software project for quantum simulations of materials. *J. Phys.: Condens. Matter* **21**, 395502 (2009).
38. Perdew, J. P., Burke, K. & Ernzerhof, M. Generalized gradient approximation made simple. *Phys. Rev. Lett.* **77**, 3865 (1996).
39. Marini, A., Hogan, C., Grüning, M. & Varsano, D. Yambo: An ab initio tool for excited state calculations. *Comput. Phys. Commun.* **180**, 1392–1403 (2009).
40. Sangalli, D. *et al.* Many-body perturbation theory calculations using the yambo code. *Journal of Physics: Condensed Matter* (2019). URL <http://iopscience.iop.org/10.1088/1361-648X/ab15d0>.

41. Godby, R. W. & Needs, R. J. Metal-insulator transition in Kohn-Sham theory and quasiparticle theory. *Phys. Rev. Lett.* **62**, 1169–1172 (1989).
42. Rozzi, C. A., Varsano, D., Marini, A., Gross, E. K. U. & Rubio, A. Exact Coulomb cutoff technique for supercell calculations. *Phys. Rev. B* **73**, 205119 (2006). URL <https://link.aps.org/doi/10.1103/PhysRevB.73.205119>.
43. Kan, M. *et al.* Structures and phase transition of a MoS₂ monolayer. *The Journal of Physical Chemistry C* **118**, 1515–1522 (2014).
44. Luttinger, J. M. & Kohn, W. Motion of electrons and holes in perturbed periodic fields. *Phys. Rev.* **97**, 869 (1955). URL <https://link.aps.org/doi/10.1103/PhysRev.97.869>.
45. Cudazzo, P., Tokatly, I. V. & Rubio, A. Dielectric screening in two-dimensional insulators: Implications for excitonic and impurity states in graphane. *Phys. Rev. B* **84**, 085406 (2011).
46. Kane, C. L. & Mele, E. J. Z_2 topological order and the quantum spin Hall effect. *Phys. Rev. Lett.* **95**, 146802 (2005). URL <https://link.aps.org/doi/10.1103/PhysRevLett.95.146802>.

Acknowledgements We thank Cláudia Cardoso for the rendering of figures 1a, 2a, and 4d. M.P. thanks Giancarlo Cicero for illuminating discussions in the early stages of this project and acknowledges Tor Vergata University for financial support through the mission sustainability project 2DUTOPI.

This work was supported in part by the European Union H2020-INFRAEDI-2018-1 programme under grant agreement No. 824143 project 453 MaX - materials design at the exascale. This work was also supported by MIUR-PRIN2017 No. 2017BZPKSZ 'Excitonic insulator in two-dimensional long-range interacting systems (EXC-INS)'. The authors acknowledge PRACE for awarding them access to the Marconi system based in Italy at CINECA.

Author contributions D.V. and M.P. developed the first-principles many-body perturbation theory calculations and analysis, M.R. developed the self-consistent mean-field model and wrote the paper, all authors initiated this project, contributed to the analysis of data, and critically discussed the paper.

Supplementary Information is available in the online version of the paper.

Competing Interests The authors declare that they have no competing financial interests.

Correspondence Correspondence and requests for materials should be addressed to M.R. (email: massimo.rontani@nano.cnr.it).